

aboitiz

Equity Ventures

ABOITIZ EQUITY VENTURES INC.

Up to ₱10.0 billion Fixed Rate Bonds
with an Oversubscription Option of up to ₱7.45 billion
to be issued under its
up to ₱30.0 billion Debt Securities Program rendered effective in 2022

Series C: [-]%5-Year Bonds due 2028
Series D: [·]% 10-Year Bonds due 2033

Offer Price: 100% of Face Value

intended to be listed and traded on the
Philippine Dealing & Exchange Corp.

Joint Issue Managers



Joint Lead Underwriters and Joint Bookrunners



Selling Agents
[•]

Trustee
BDO Unibank, Inc. – Trust and Investment Group¹

A REGISTRATION STATEMENT COVERING THE SHELF REGISTRATION RELATING TO THESE SECURITIES WAS FILED WITH THE SECURITIES AND EXCHANGE COMMISSION OF THE PHILIPPINES ("SEC") AND RENDERED EFFECTIVE ON NOVEMBER 22, 2022, COVERING ₱30.0 BILLION OF SECURITIES UNDER THE PROSPECTUS DATED NOVEMBER 21, 2022, ACCESSIBLE AT [-]. OF SUCH AMOUNT, ₱12.55 BILLION OF SECURITIES WERE ISSUED ON DECEMBER 7, 2022.

THE SEC HAS NOT APPROVED THESE SECURITIES OR DETERMINED IF THIS OFFER SUPPLEMENT IS ACCURATE OR COMPLETE. ANY REPRESENTATION TO THE CONTRARY IS A CRIMINAL OFFENSE AND SHOULD BE REPORTED IMMEDIATELY TO SEC.

The date of this Preliminary Offer Supplement is [14 July 2023].

¹ BDO Capital is the wholly owned investment banking subsidiary of BDO Unibank, Inc., the Trustee.

aboitiz

Equity Ventures

(A corporation duly organized and existing under Philippine laws)

This preliminary offer supplement (this **“Preliminary Offer Supplement”**) relates to Aboitiz Equity Ventures Inc.’s (**“AEV”**, the **“Issuer”**, or the **“Company”**) proposed public offer and sale of up to ₱10.0 billion (the **“Base Offer”**) with an oversubscription option of up to ₱7.45 billion (the **“Oversubscription Option”**; the bonds subject of the Oversubscription Option, the **“Oversubscription Bonds”**; the Base Offer together with the Oversubscription Option, the **“Offer”**; and the bonds subject of the Offer, the **“Bonds”**) to be issued in up to two (2) series—Series C Bonds and Series D Bonds, as defined below. The Bonds will be issued as the second tranche of the Issuer’s ₱30.0 billion shelf registered debt securities program rendered effective by the Securities and Exchange Commission (**“SEC”**) on November 22, 2022 (the **“2022 Debt Securities Program”**).

The 2022 Debt Securities Program was authorized by a resolution of the Board of Directors of the Company (the **“Board”**) dated August 25, 2022. A registration statement covering the 2022 Debt Securities Program was filed by the Company on September 23, 2022 and was rendered effective by the SEC under SEC Order No. 81, Series of 2022. The first tranche under the 2022 Debt Securities Program in the aggregate principal amount ₱12.55 billion, was issued by AEV on December 7, 2022 as part of a fixed rate bond offering in the aggregate principal amount of ₱20 billion covered by a prospectus dated November 21, 2022 (the **“Prospectus”**) (with the balance of ₱7.45 billion of such offering being taken from the final tranche of AEV’s 2019 debt securities program) and a permit to sell issued by the SEC on November 22, 2022. On May 30, 2023, a Board approved resolution was issued authorizing the Offer.

The Bonds are expected to be issued on [September 21, 2023] (the **“Issue Date”**). The Series C Bonds shall have a term ending five (5) years from the Issue Date, or in 2028, with a fixed interest rate of [·]% per annum (**“Series C Bonds”**). The Series D Bonds shall have a term ending ten (10) years from the Issue Date, or in 2033, with a fixed interest rate of [·]% per annum (**“Series D Bonds”**). Prior to the respective Maturity Dates of the Series C and Series D Bonds, the Issuer shall have the right, but not the obligation, granted to the Issuer under the Terms and Conditions to redeem in whole (and not in part), the outstanding Series C and Series D Bonds, on any Early Redemption Date, or the immediately succeeding Banking Day, if such date is not a Banking Day, without any adjustment in the amount of interest as originally computed (the **“Early Redemption Date”**, see **“Description of the Offer”** – **“Early Redemption Option”** on page [·] of this Preliminary Offer Supplement).

Interest Payment Dates shall be on [December 21], [March 21], [June 21], and [September 21] of each year commencing on [·] until and including the Maturity Date, or the next Banking Day if such date is not a Banking Day, without any adjustment in the amount of interest as originally computed; if the Issue Date is set at a date other than [·], then the Interest Payment Dates will be automatically adjusted to the numerically corresponding dates at every three (3) months following the actual Issue Date. The last Interest Payment Date shall fall on the relevant Maturity Date while the Bonds are outstanding (see **“Description of the Offer”** – **“Interest”** on page [·] of this Preliminary Offer Supplement).

In case the Oversubscription Option is partly exercised or not exercised at all during the Offer Period (as defined below), the Bonds under the Oversubscription Option that will not be taken up or exercised during the Offer Period will remain under shelf registration and may be issued in tranches within three (3) years from the date of the effectivity of the registration statement, subject to any extension as may be granted by the SEC (the **“Shelf Period”**).

The Bonds shall be redeemed at par (or 100% of face value) on the relevant Maturity Date, unless the Company exercises its early redemption option in accordance with the conditions therefore (see **“Description of the Offer”** – **“Redemption and Purchase”** on pages [·] of this Preliminary Offer Supplement).

Upon issuance, the Bonds shall constitute the direct, unconditional, unsecured and unsubordinated Philippine Peso-denominated obligations of the Issuer and shall rank *pari passu* and ratably without any preference or priority amongst themselves and at least *pari passu* in priority of payment with all other present and future unsecured and unsubordinated obligations of the Issuer, other than (i) obligations preferred by the law, except those preferred under Article 2244, paragraph 14 of the Civil Code of the Philippines, (ii) any obligation incurred by the Issuer pursuant to Section 5.2(a) of the Trust Agreement or as may be allowed by the Trust Agreement, and (iii) other Indebtedness or obligations disclosed by the Issuer to the Trustee as of Issue Date. The Bonds shall effectively be subordinated in right of payment to, among others, all of AEV's secured debts to the extent of the value of the assets securing such debt and all of its debt that is evidenced by a public instrument under Article 2244(14) of the Civil Code of the Philippines (see "Description of the Offer" – "Ranking" on page [-] of this Preliminary Offer Supplement).

The Bonds have been rated [●] by Philratings on [●] 2023. Obligations rated [PRS Aaa] are of the highest quality with minimal credit risk. Philratings also maintained the Issue Credit Rating of [●], with a [●] Outlook, for AEV's total outstanding bonds worth ₱[●] billion as of [●], 2023. A rating is not a recommendation to buy, sell or hold securities and may be subject to revision, suspension or withdrawal at any time by the assigning rating organization.

The Bonds are offered to the public at par or face value through the Joint Lead Underwriters and Joint Bookrunners named in this Preliminary Offer Supplement (collectively, the "**Joint Lead Underwriters and Joint Bookrunners**") with the PDTC as the Registrar of the Bonds. The Bonds shall be issued in minimum denominations of Fifty Thousand Pesos (₱50,000.00) each, and in integral multiples of Ten Thousand Pesos (₱10,000.00) thereafter. The Bonds shall be traded in denominations of Ten Thousand Pesos (₱10,000.00) in the secondary market.

AEV intends to list the Bonds on the Philippine Dealing & Exchange Corp. ("**PDEX**"). However, there is no assurance that such a listing will be achieved either before or after the Issue Date or whether such a listing will materially affect the liquidity of the Bonds on the secondary market. Such listing would be subject to the Company's execution of a listing agreement with PDEX that may require the Company to make certain disclosures, undertakings and payments on an ongoing basis.

AEV expects to raise gross proceeds of ₱10.0 billion or, if the Oversubscription Option is fully exercised, up to ₱17.45 billion. The net proceeds from the issue are estimated to be ₱[-] for an ₱10.0 billion issue size, or ₱[-] in case the Oversubscription Option is exercised, after deducting fees, commissions, and expenses. Proceeds of the Offer shall be used to refinance facilities drawn to fund [●] in the amount of ₱[●], and to finance [●] up to an amount of ₱[●], and to finance [●] up to an amount of ₱[●], as described further in the section entitled "Use of Proceeds" of this Preliminary Offer Supplement. The Joint Lead Underwriters and Joint Bookrunners shall receive an aggregate fee of up to [●] basis points on the final aggregate nominal principal amount of the Bonds, which is inclusive of the underwriting fees and selling commissions.

After the close of the Offer and within three (3) years following the date on which the 2022 Debt Securities Program was rendered effective, the Company may, at its sole discretion, offer any or all of the remaining balance of the aggregate principal amount of Bonds covered by the 2022 Debt Securities Program, in one or more subsequent tranches under Rule 8.1.2 of the 2015 Implementing Rules and Regulations of the SRC. However, there can be no assurance in respect of: (i) whether AEV would issue the remaining amount of the Bonds at all; (ii) the size or timing of any individual issuance or the total issuance of such Bonds; or (iii) the specific terms and conditions of any such issuance. Any decision by AEV to offer such Bonds will depend on a number of factors at the relevant time, many of which are not within AEV's control, including but not limited to: prevailing interest rates, the financing requirements of AEV's business and prospects, market liquidity and the state of the domestic capital market, and the Philippine, regional and global economies in general.

This Preliminary Offer Supplement contains the final terms of the Bonds and must be read in conjunction with the Prospectus. Unless defined in this Preliminary Offer Supplement, terms used herein shall be deemed to be defined as set forth in the Prospectus. Full information on the Company and this Offer are only available on the basis of the combination of this Preliminary Offer Supplement, the Prospectus, and all other Bond Agreements. All disclosures, reports, and filings of the Company and submitted to the SEC, PSE, and the PDEX pursuant to the Revised Corporation Code, the Securities Regulation Code, and the Revised Disclosure Rules of the PSE and the

Disclosure Rules of the PDEX (“**Company Disclosures**”), and information contained in the Prospectus are deemed incorporated by reference in this Preliminary Offer Supplement. Copies of the Company Disclosures may be viewed at the website of the Company at: [\[.\]](#). Investors should review all information contained in the Prospectus, this Preliminary Offer Supplement, and the Company Disclosures.

AEV confirms that this Preliminary Offer Supplement when read in conjunction with the Prospectus contains all material information relating to the Company, its Affiliates, as well as all material information on the issuance and offering of the Bonds as may be required by the applicable laws of the Republic of the Philippines. No facts have been omitted that would make any statement in this Preliminary Offer Supplement misleading in any material respect. AEV confirms that it has made all reasonable inquiries with respect to any information, data and analysis provided to it by its advisors and consultants or which is otherwise publicly available for inclusion into this Preliminary Offer Supplement. AEV, however, has not independently verified any or all such publicly available information, data or analysis.

The prices of securities, such as the Bonds, can and do fluctuate. Any individual security may experience upward or downward movements, and may lose all or part of its value over time. The future performance of a security may defy the trends of its past performance, and there may be a significant difference between the buying price and the selling price of any security. As such, there is an inherent risk that losses may be incurred, rather than profit made, as a result of buying and selling securities. Thus, an investment in the Bonds described in this Preliminary Offer Supplement involves a certain degree of risk.

In deciding whether to invest in the Bonds, a prospective purchaser of the Bonds (“**Prospective Bondholder**”) should, therefore, carefully consider all the information contained in the Prospectus and this Preliminary Offer Supplement, including but not limited to, several factors inherent to the Company, which includes regulatory risk, information security risk, and other risk factors detailed in “**Risk Factors and Other Considerations**” section on page [.] of this Preliminary Offer Supplement, as well as those risks relevant to the Philippines vis-à-vis risks inherent to the Bonds.

Neither the delivery of this Preliminary Offer Supplement nor any sale made pursuant to the Offer shall, under any circumstances, constitute a representation or create any implication that the information contained or referred to in this Preliminary Offer Supplement is accurate, complete or correct as of any time subsequent to the date hereof or that there has been no change in the affairs of AEV since the date of this Preliminary Offer Supplement.

The contents of this Preliminary Offer Supplement are not to be considered as definitive legal, business or tax advice. Each Prospective Bondholder receiving a copy of this Preliminary Offer Supplement acknowledges that he has not relied on the Joint Lead Underwriters and Joint Bookrunners, or any person affiliated with the Joint Lead Underwriters and Joint Bookrunners, in his investigation of the accuracy of any information found in this Preliminary Offer Supplement or in his investment decision. Prospective Bondholders should consult their own counsel, accountants, or other advisors as to legal, tax, business, financial, and related aspects of the purchase of the Bonds, among others. It bears emphasis that investing in the Bonds involves certain risks. It is best to refer again to the section on “**Risk Factors and Other Considerations**” on page [.] of this Preliminary Offer Supplement for a discussion of certain considerations with respect to an investment in the Bonds.

No person nor group of persons has been authorized by AEV, or the Joint Lead Underwriters and Joint Bookrunners to give any information or to make any representation concerning AEV or the Bonds other than as contained in this Preliminary Offer Supplement and, if given or made, any such other information or representation should not be relied upon as having been authorized by AEV, and the Joint Lead Underwriters and Joint Bookrunners.

AEV is organized under the laws of the Philippines. Its principal office is at 32nd Street, Bonifacio Global City, 1634 Taguig City, Metro Manila, Philippines with telephone number (632) 8886-2800.

ALL REGISTRATION REQUIREMENTS HAVE BEEN MET AND ALL INFORMATION CONTAINED HEREIN ARE TRUE AND CURRENT.

ABOITIZ EQUITY VENTURES INC.

By:

SABIN M. ABOITIZ

President and Chief Executive Officer

SUBSCRIBED AND SWORN to before me this _____ affiant exhibiting to me Passport No. [•] issued on [•], by DFA, in the [•].

Doc. No.;

Page No. _____;

Book No. _____;

Series of 2023.

TABLE OF CONTENTS

DEFINITION OF TERMS	7
EXECUTIVE SUMMARY	18
CAPITALIZATION	28
SUMMARY OF THE OFFERING OF THE BONDS	29
RISK FACTORS AND OTHER CONSIDERATIONS	35
USE OF PROCEEDS	46
DETERMINATION OF THE OFFERING PRICE AND THE FINAL INTEREST RATE	49
PLAN OF DISTRIBUTION	50
DESCRIPTION OF THE OFFER	58
THE COMPANY	77
CERTAIN LEGAL PROCEEDINGS	238
MARKET FOR ISSUER'S COMMON EQUITY AND RELATED STOCKHOLDER MATTERS	244
MANAGEMENT'S DISCUSSION AND ANALYSIS OR PLAN OF ACTION OF FINANCIAL CONDITION AND RESULTS OF OPERATIONS	247
MANAGEMENT	273
CORPORATE GOVERNANCE	287
EXECUTIVE COMPENSATION	298
SECURITY OWNERSHIP OF CERTAIN BENEFICIAL OWNERS AND MANAGEMENT	302
CERTAIN RELATIONSHIPS AND RELATED TRANSACTIONS	305
DESCRIPTION OF DEBT	306
INDEPENDENT AUDITORS AND COUNSEL	310
TAXATION	312
FINANCIAL AND OTHER INFORMATION	313

FORWARD LOOKING STATEMENTS

This Preliminary Offer Supplement contains certain “forward-looking statements” that are, by their nature, subject to significant risks and uncertainties. These forward-looking statements can generally be identified by use of statements that include words or phrases such as AEV or its management “believes”, “expects”, “anticipates”, “intends”, “plans”, “foresees”, or other words or phrases of similar import. Similarly, statements that describe AEV’s objectives, plans or goals are also forward-looking statements. All such forward-looking statements are subject to certain risks and uncertainties that could cause actual results to differ materially from those contemplated by the relevant forward-looking statement. Important factors that could cause actual results to differ materially from the expectations of AEV include, among others:

- General economic and business conditions in the Philippines;
- The Company’s management’s expectations and estimates concerning its future financial performance;
- The Company’s capital expenditure program and other liquidity and capital resources requirements;
- The Company’s level of indebtedness;
- Increasing competition in the industry in which the Company, its Subsidiaries, and its Affiliates operate;
- Industry risk in the areas in which the Company, its Subsidiaries, and its Affiliates operate;
- Changes in laws and regulations that apply to the segments or industry in which the Company, its Subsidiaries, and its Affiliates operate;
- Changes in political conditions in the Philippines;
- Inflation in the Philippines and any devaluation of the Philippine Peso; and
- The risk factors discussed in this Preliminary Offer Supplement as well as other factors beyond the Company’s control.

For further discussion of such risks, uncertainties and assumptions, see “*Risk Factors and Other Considerations*” on page [32] of this Preliminary Offer Supplement. Prospective purchasers of the Bonds are urged to consider these factors carefully in evaluating the forward-looking statements. The forward-looking statements included herein are made only as of the date of this Preliminary Offer Supplement, and AEV undertakes no obligation to update such forward-looking statements publicly to reflect subsequent events or circumstances.

None of the Joint Lead Underwriters and Joint Bookrunners take any responsibility for, or give any representation, warranty or undertaking in relation to, any such forward-looking statement.

DEFINITION OF TERMS

2013 Bonds	The seven (7)-year Series A bonds and ten (10)-year Series B bonds issued by AEV on November 21, 2013
2015 Bonds	The five (5)-year Series A bonds, seven (7)-year Series B bonds, and twelve (12)-year Series C bonds issued by AEV on August 5, 2015
2019 Bonds	The five (5)-year Series A bonds and ten (10)-year Series B bonds issued by AEV on June 18, 2019
2020 Bonds	The three (3)-year Series C bonds and five (5)-year Series D bonds issued by AEV on November 16, 2020
2021 Bonds	The four (4)-year Series E bonds and seven (7)-year Series F bonds issued by AEV on August 9, 2021
2022 Bonds	The three and a half (3.5)-year Series A bonds and seven (7)-year Series B bonds issued by AEV on December 7, 2022
Abaqa International	Abaqa International Pte. Ltd. (formerly Comfez Pte. Ltd.)
Aboitiz Foundation	Aboitiz Foundation, Inc.
Aboitiz Group	ACO and the companies or entities in which ACO has beneficial interest and over which ACO, directly or indirectly, exercises management control, including, without limitation, AEV, AboitizPower, AboitizLand, Pilmico, Aboitiz InfraCapital and their respective Subsidiaries and Affiliates
Aboitiz InfraCapital	Aboitiz InfraCapital, Inc. (formerly AEV Infracapital, Inc.)
AboitizLand	Aboitiz Land, Inc.
AboitizPower	Aboitiz Power Corporation
AboitizPower Group or the Power group	Aboitiz Power Corporation and its Subsidiaries
AboitizPower International	AboitizPower International Pte. Ltd.
Abovant	Abovant Holdings, Inc.
ACO	Aboitiz & Company, Inc.
AdventEnergy	Adventenergy, Inc.
AESI	Aboitiz Energy Solutions, Inc.

AEV, the Company, or the Issuer	Aboitiz Equity Ventures Inc.
AEV CRH	AEV CRH Holdings, Inc.
AEV Group or the Group	AEV and its Subsidiaries
AEV International	AEV International Pte. Ltd.
AFC	American Feeds Company Limited
Affiliate(s)	With respect to any Person, any other Person directly or indirectly Controlled or is under common Control by such Person
Ambuklao-Binga Hydroelectric Power Complex	SN Aboitiz Power- Benguet's 105-MW Ambuklao Hydroelectric Power Plant located in Bokod, Benguet and 140-MW Binga Hydroelectric Power Plant in Itogon, Benguet
AMLA	Anti-Money Laundering Act, as amended
APDS	Automatic Payroll Deduction System
Apo Agua	Apo Agua Infraestructura, Inc.
Applicable Law	Any statute, law, regulation, ordinance, rule, judgment, order, decree, directive, guideline, policy, requirement or other governmental restriction or any similar form of decision of, or determination by, or any interpretation or administration of any of the foregoing by, any Government Authority
Applicant	A person, whether natural or juridical, who seeks to subscribe to the Bonds and submits a duly accomplished Application to Purchase, together with all requirements set forth therein
Application to Purchase or Application	The document to be executed by any Person or entity qualified to become a Bondholder
APRI	AP Renewables Inc.
APX1	Aboitiz Power Distributed Energy, Inc.
APX2	Aboitiz Power Distributed Renewables, Inc.
Archipelago Insurance	Archipelago Insurance Pte. Ltd.
ARI	Aboitiz Renewables, Inc. (formerly: Philippine Hydropower Corporation)
AS	Ancillary Services

ASEAN	Association of Southeast Asian Nations
ASPA	Ancillary Services Procurement Agreement
Associate	An entity over which the Group has significant influence. Significant influence is the power to participate in the financial and operating policy decisions of the investee, but is not control or joint control over those policies
ATM	Automated Teller Machine
ATSC	Aboitiz Transport System Corporation (now 2GO Group, Inc.)
Bakun AC Plant	The 70-MW Bakun AC run- of-river hydropower plant located in Amilongan, Alilem, Ilocos Sur
Banking Day	Any day other than Saturday, Sunday and public non-working holidays on which the BSP's Philippine Payment and Settlement System (PhilPaSS), and the Philippine Clearing House Corporation (or, in the event of discontinuance of their respective functions, their respective replacements) are open and available for clearing and settlement, and commercial banks are generally open for the transaction of business in Taguig, and Makati City, and the City of Manila, Philippines
BDO Capital	BDO Capital & Investment Corporation
BEZ	Balamban Enerzone Corporation
BFF	Bintawa Fishmeal Factory Sdn. Bhd.
BIR	Bureau of Internal Revenue
Board	Board of Directors of AEV, unless context clearly provides otherwise
BOI	The Philippine Board of Investments
Bondholder	A Person whose name appears, at any time, as a holder of the Bonds in the Registry Book
Bond Agreements	The Trust Agreement between the Issuer and the Trustee, the Issue Management and Underwriting Agreement between the Issuer, the Joint Lead Underwriters and Joint Bookrunners, and the Registry and Paying Agency Agreement between the Issuer, the Registrar and the Paying Agent
Bonds	Consists of Series C Bonds and Series D Bonds, in the aggregate principal amount of ₱10,000,000,000.00, and an oversubscription option of up to ₱7,450,000,000.00
BOT	Build-Operate-Transfer

BPI Capital	BPI Capital Corporation
BPO	Business Process Outsourcing
BSP	Bangko Sentral ng Pilipinas
Bunker C	The thickest residual fuel that is produced by blending any oil remaining at the end of the oil refining process with a lighter oil
Business Unit	A Subsidiary or an Affiliate of AEV
CA	Court of Appeals
CASA	Current Account/Savings Account
CBA	Collective Bargaining Agreement
CDPEI	Cebu District Property Enterprise, Inc.
Cebu Energy	Cebu Energy Development Corporation
China Bank Capital	China Bank Capital Corporation
CIPDI	Cebu Industrial Park Developers, Inc.
CitySavings or CSB	City Savings Bank, Inc.
Cleanergy	Cleanergy, Inc. (formerly Northern Mini-Hydro Corporation) or as the context requires, the AboitizPower brand for its clean energy offerings or the trademarks registered for this purpose.
Coal Group	Composed of the following Business Units: Therma Luzon, Inc., Therma South, Inc., Therma Visayas, Inc., GNPowder Mariveles Coal Plant Ltd. Co., GNPowder Dinginin Ltd. Co., Pagbilao Energy Corporation, Redondo Peninsula Energy, Inc., STEAG State Power, Inc., and Cebu Energy Development Corporation, which own and/or operate coal-fired power plants
COC	Certificate of Compliance
Code	The Company's Code of Ethics and Business Conduct
Consolidated Equity	The total stockholders' equity of the Issuer as recognized and measured in its fiscal year-end audited consolidated financial statements and quarter-end unaudited consolidated financial statements, as may be applicable and available in accordance with Applicable Law, both in conformity with PFRS

Contestable Customer	An electricity end-user who has a choice of a supplier of electricity, as may be determined by the ERC in accordance with Republic Act 9136 or the EPIRA
Control	Possession, directly or indirectly, by a Person of the power to direct or cause the direction of the management and policies of another Person whether through the ownership of voting securities or otherwise; provided, however, that the direct or indirect ownership of over fifty percent (50%) of the voting capital stock, registered capital or other equity interest of a Person is deemed to constitute control of that Person; "Controlling" and "Controlled" have corresponding meanings
Cotabato Light	Cotabato Light & Power Company
CPDC	Cebu Praedia Development Corporation
CPPC	Cebu Private Power Corporation
CRH Aboitiz	CRH Aboitiz Holdings, Inc.
CSEE	Contract for the Supply of Electric Energy
Davao Light	Davao Light & Power Company, Inc.
DENR	Department of Environment and Natural Resources of the Philippines
DepEd	Department of Education of the Philippines
DICT	Department of Information and Communications Technology of the Philippines
Distribution Companies or Distribution Utilities	The companies within the AboitizPower Group engaged in Power Distribution, such as BEZ, Cotabato Light, Davao Light, LEZ, MEZ, SEZ, SFELAPCO and VECO.
DOE	Department of Energy of the Philippines
DOLE	Department of Labor and Employment of the Philippines
DOTr	Department of Transportation of the Philippines
EAUC	East Asia Utilities Corporation
EBITDA	Earnings Before Interest, Taxes, Depreciation, and Amortization
ECC	Environmental Compliance Certificate
EPC	Engineering, Procurement and Construction

EPIRA	RA 9136, otherwise known as the “Electric Power Industry Reform Act of 2001,” as amended from time to time, and including the rules and regulations issued thereunder
EPPA	Electric Power Purchase Agreement
ERC	Energy Regulatory Commission
ESG	Environmental, Social, and Governance
Events of Default	Those events defined as such in the Trust Agreement and listed under “Description of the Offer” – “ <i>Events of Default</i> ” on pages [.] of this Preliminary Offer Supplement.
Fair Market Value of Assets	At any particular time, the aggregate of the total current assets and the total non-current assets of the Issuer as shown in the balance sheet of its latest audited financial statements on a consolidated basis
Filagri	Filagri, Inc.
Filagri Holdings	Filagri Holdings, Inc.
Financial Services Group	Collectively, UnionBank, CitySavings, and UnionDigital; the Company’s Business Units engaged in the financial services
FIT	Feed-in-Tariff
FIT-All	Feed-in-Tariff Allowance
First Metro	First Metro Investment Corporation
Food Group	The Company’s Business Units engaged in the food business
GCDG	Gold Coin Feedmill (Dongguan) Co. Limited
GCFD	Gold Coin Feedmill (Dong Nai) Co. Ltd.
GCFHN	Gold Coin Feedmill Ha Nam Company Limited
GCFL	Gold Coin Feed Mills (Lanka) Ltd.
GCFM	Gold Coin Feedmills (Malaysia) Sdn. Bhd.
GCFS	Gold Coin Feedmill (Sabah) Sdn. Bhd.
GCGI	Green Core Geothermal Incorporated
GCKM	Gold Coin Feedmill (Kunming) Company Limited

GCMH	Gold Coin Management Holdings Limited
GCS	Gold Coin Sarawak Sdn. Bhd.
GCSI	P.T. Gold Coin Specialties
GCSSB	Gold Coin Specialties Sdn. Bhd.
GCST	Gold Coin Specialties (Thailand) Co. Ltd.
GCZH	Gold Coin (Zhuhai) Company Limited
GCZZ	Gold Coin (Zhangzhou) Company Limited
Generation Companies or GenCos	The companies within the AboitizPower Group engaged in Power Generation; “Generation Companies” may refer to any one of these companies
Global Formosa	Global Formosa Power Holdings, Inc.
Global Power	Global Business Power Corporation
GMCP	GNPower Mariveles Coal Plant Ltd. Co.
GNPD	GNPower Dinginin Ltd. Co.
Government	The Government of the Republic of the Philippines
Greenfield	Power generation projects that are developed from inception on previously undeveloped sites
Grid	As defined in the Implementing Rules and Regulations of the EPIRA, the high voltage backbone system of interconnected transmission lines, substations and related facilities located in each of Luzon, Visayas and Mindanao or as may be otherwise determined by the ERC in accordance with Section 45 of the EPIRA
Government Authority	The Republic of the Philippines, or any political subdivision or agency thereof, and any entity exercising executive, legislative, judicial, regulatory or administrative functions of or pertaining to the said government, and any national agency or body vested with jurisdiction or authority over any Person
GSIS	Government Service Insurance System
Guidelines	AEV’s Amended Guidelines for the Nomination and Election of Independent Directors
GWh	Gigawatt-hour, or 1,000,000 kilowatt-hours

Hedcor	Hedcor, Inc.
Hedcor Sabangan	Hedcor Sabangan, Inc.
Hedcor Sibulan	Hedcor Sibulan, Inc.
Hedcor Tudaya	Hedcor Tudaya, Inc.
Indebtedness	<p>(1) All indebtedness or other obligations of the Issuer for borrowed money or for the deferred purchase price of property or services and similar arrangements;</p> <p>(2) All indebtedness or other obligations of any other Person, the payment or collection of which is guaranteed by the Issuer (except by reason of endorsement for collection in the ordinary course of business) or in respect of which the Issuer is liable, contingently or otherwise, including without limitation, any agreement to purchase, to provide funds for payment, to supply funds to or otherwise invest in such Person; and</p> <p>(3) Capitalized lease obligations of the Issuer</p>
Infrastructure Group	Collectively, Aboitiz InfraCapital, Limaland, LWC, AEV CRH, CRH Aboitiz, RCBM, RCMi, RCLR, RCSI, Apo Agua, Unity or the Company's Business Units engaged in infrastructure development
Insular Life	The Insular Life Assurance Company, Ltd.
IPO	Initial Public Offering
IPPA	Independent Power Producer Administrator
ISMS	Information Security Management System
Issue Date	Means [September 21, 2023] or the immediately succeeding Banking Day if such Issue Date is not a Banking Day , or such other date as may be agreed upon between the Issuer and the Joint Lead Underwriters and Joint Bookrunners with advice to the SEC, PDTC, and PDEX
Issue Management and Underwriting Agreement	The Issue Management and Underwriting Agreement dated [·] entered into between the Company, and the Joint Lead Underwriters and Joint Bookrunners in relation to the Bonds
Issue Price	At par, which is equal to the face value of the Bonds
Joint Lead Underwriters and Joint Bookrunners	BDO Capital, BPI Capital, China Bank Capital, First Metro, and SB Capital who have agreed to underwrite the Base Offer on a firm basis.

Joint Venture	A type of joint agreement whereby the parties that have joint control of the arrangement have rights to the net assets of the joint venture. Joint control is the contractually-agreed sharing of control of an arrangement, which exist only when decisions about the relevant activities require unanimous consent of the parties sharing control
JVACC	J.V. Angeles Construction Company
kV	Kilovolt, or 1,000 volts
kW	Kilowatt, or 1,000 watts
kWh	Kilowatt-hour, the standard unit of energy used in the electric power industry. One kilowatt-hour is the amount of energy that would be produced by a generator producing 1,000 watts in one hour
LEZ	Lima Enerzone Corporation (formerly Lima Utilities Corporation)
LGU	Local government unit
LHC	Luzon Hydro Corporation
LimaLand	Lima Land, Inc.
LTC	Lima Technology Center
LWC	Lima Water Corporation
Maaraw San Carlos	Maaraw Holdings San Carlos, Inc.
Magat Plant	The 360-MW hydroelectric power plant (“HEPP”) of SN Aboitiz Power - Magat, located at the border provinces of Isabela and Ifugao
Majority Bondholders	At any time, the Bondholders who hold, represent or account for at least fifty percent (50%) plus one peso (₱1.00) of the aggregate outstanding principal amount of the Bonds, provided that, in respect of any matter presented for resolution at any meeting of Bondholders that affect the rights and interests of only the holders of the Series C Bonds, holders of Series C Bonds, exclusively, will be considered for quorum and approval purposes, and in respect of any matter presented for resolution at any meeting of Bondholders that affect the rights and interests of only the holders of the Series D Bonds, holders of Series D Bonds, exclusively, will be considered for quorum and approval purposes.
Maris Plant	The 8.5 MW run-of-river Maris Main Canal 1 Hydroelectric Power Plant
Mariveles Project	2x316MW (net) pulverized coal-fired power plant located in Mariveles, Bataan, Philippines

Master Certificate/s of Indebtedness	The certificates representing each of the Series C Bonds and Series D Bonds sold in the Offer issued to and registered in the name of the Trustee, on behalf of the Bondholders, substantially in the form set forth in Annexes "C-1" and "C-2" of the Trust Agreement
Maturity Date	Five (5) years from the Issue Date for the Series C Bonds, and ten (10) years from the Issue Date for the Series D Bonds.
MCIAA	Mactan - Cebu International Airport Authority
MEPZ I	Mactan Export Processing Zone I
MEPZ II	Mactan Export Processing Zone II
Meralco	Manila Electric Company
MEZ	Mactan Enerzone Corporation
MOA	Memorandum of Agreement
MORE	Manila – Oslo Renewable Enterprise, Inc.
MW	Megawatt, or One Million (1,000,000) watts
MWh	Megawatt-hour
MWp	Megawatt-peak
MVA	Megavolt Ampere
Net Debt	The interest-bearing debt less cash, cash equivalents, and short-term investments of the Issuer
NGCP	National Grid Corporation of the Philippines
NEA	National Electrification Administration
NPC	National Power Corporation
NPPC	Naga Power Plant Complex, the 55 MW land-based gas turbine power plant located in Colon, Naga City, Cebu
NWRB	National Water Resources Board
Offer Period	The period when the Bonds are offered for sale, distribution, and issuance by the Issuer, commencing at 9:00 a.m. on [September 7, 2023] and ending at 5:00 p.m. on [September 13, 2023], or such other date and time mutually agreed between the Issuer and the Joint Lead Underwriters and Joint Bookrunners

Oil Group	The following companies: East Asia Utilities Corporation, Cebu Private Power Corporation, Therma Marine, Inc., Therma Mobile, Inc., Southern Philippines Power Corporation, and Western Mindanao Power Corporation, which own and operate Bunker C-fired power plants
Open Access	Retail Competition and Open Access
Oversubscription Option	An option exercisable by the Joint Lead Underwriters and Joint Bookrunners with the consent of the Issuer to increase the offer size in the additional amount of up to ₱7.45 billion. In case the Oversubscription Option is partly exercised or not exercised at all during the Offer Period, the Bonds under Oversubscription Option that will not be taken up or exercised during the Offer Period will remain under shelf registration and may be issued in tranches within the Shelf Period
PA	Provisional Authority
Pagbilao Plant or Pag1 and Pag2	The 700-MW (2x350 MW) coal-fired thermal power plant located in Pagbilao, Quezon
PANC	Pilmico Animal Nutrition Corporation (formerly Fil-Am Foods, Inc.)
PAN-JSC	Pilmico Animal Nutrition Joint Stock Company (formerly: Eurofeed)
PBR	Performance-Based Rate-Setting Regulation
PCC	Philippine Competition Commission
PDEx	Philippine Dealing & Exchange Corp., the fixed-income securities market which provides an electronic trading platform of exchange for fixed-income securities
PDNI	Propriedad del Norte, Inc.
PDTC	Philippine Depository and Trust Corp.
PEC	Pagbilao Energy Corporation
PEMC	Philippine Electricity Market Corporation
Person	An individual, corporation, partnership, association, joint stock company, trust, any unincorporated organization, or a government or political subdivision thereof
Petnet	Petnet, Inc.
PEZA	Philippine Economic Zone Authority
Philippine Pesos, PhP or ₱	The lawful currency of the Republic of the Philippines

PhilRatings	Philippine Rating Services Corporation
Pilmico or PFC	Pilmico Foods Corporation
Pilmico International	Pilmico International Pte. Ltd.
Pilmico Vietnam Trading	Pilmico Viet Nam Trading Company Ltd.
PPA	Power Purchase Agreement
Prism Energy	Prism Energy, Inc.
PSA	Power Supply Agreement
PSALM	Power Sector Assets and Liabilities Management Corporation
PSC	Power Supply Contract
PSE	The Philippine Stock Exchange, Inc.
PV Sinag	PV Sinag Power, Inc.
PVN	Pilmico Vietnam Feeds Joint Stock Company (formerly: Pilmico VHF Joint Stock Company)
RA	Republic Act
RCBM	Republic Cement & Building Materials, Inc.
RCII	Republic Cement Iligan, Inc.
RCLR	Republic Cement Land & Resources, Inc.
RCMI	Republic Cement Mindanao, Inc.
RCSI	Republic Cement Services, (Philippines) Inc.
Real Estate Group	Collectively, AboitizLand and the Company's Business Units engaged in the real estate
Record Date	The cut-off date in determining the Bondholders entitled to receive interest or principal amount due; as used with respect to any Interest Payment Date, the day which is two (2) Banking Days prior to the relevant Interest Payment Date; provided that if such day falls on a non-Banking Day, the Record Date shall be the Banking Day immediately preceding said date

Registry Book	The electronic registry book of the Registrar containing the official information on the Bondholders and the amount of Bonds they respectively hold, including all transfers and assignments thereof or any liens or encumbrance thereon
Registrar and Paying Agent	Philippine Depository & Trust Corp.
REM	Retail Electricity Market
Renewable Energy Act or RE Law	RA 9513, otherwise known as the Renewable Energy Act of 2008
REPA	Renewable Energy Payment Agreement
RES	Retail Electricity Supplier
RESA	Renewable Energy Supply Agreement
Revised Corporation Code	Republic Act No. 11232 or the Revised Corporation Code of the Philippines
Revised Manual	The Company's Revised Manual on Corporate Governance
RORB	Return-on-Rate base
RP Energy	Redondo Peninsula Energy, Inc.
RP Tax	Real Property Tax
RPT	Related Party Transactions
RTC	Regional Trial Court
Run-of-river hydroelectric plant	A hydroelectric power plant that generates electricity from the natural flow and elevation drop of a river
Sacasun	San Carlos Sun Power Inc.
SB Capital	SB Capital Investment Corporation
SBFZ	Subic Bay Freeport Zone
SBU	Strategic Business Unit of the Aboitiz Group
SC	The Supreme Court of the Philippines
Scatec	Scatec ASA
SEC	The Securities and Exchange Commission of the Philippines

Series C Bonds	The Bonds having a term ending five (5) years from the Issue Date, with a fixed interest rate of [-]% per annum
Series D Bonds	The Bonds having a term ending ten (10) years from the Issue Date, with a fixed interest rate of [-]% per annum
SEZ	Subic EnerZone Corporation
SFELAPCO	San Fernando Electric Light and Power Co., Inc.
Shelf Period	A period of three (3) years from the effectivity of the registration statement within which securities under shelf registration may be offered, subject to any extension as may be granted by the SEC
Sibulan Project	The two run-of-river hydropower generating facilities tapping the Sibulan and Baroring rivers in Sibulan, Santa Cruz, Davao del Sur
SN Aboitiz Power - Benguet	SN Aboitiz Power - Benguet, Inc. (formerly SN Aboitiz Power Hydro, Inc.)
SN Aboitiz Power Group	The group of companies formed out of the strategic partnership between AboitizPower and Scatec (as successor-in-interest of SN Power); particularly, MORE and its Subsidiaries, including, SN Aboitiz Power-Benguet, Inc., SN Aboitiz Power-Gen, Inc., SN Aboitiz Power-RES, Inc., and SN Aboitiz Power-Magat, Inc.
SN Power	SN Power AS, a consortium between Statkraft AS and Norfund of Norway
SN Power Group	The group formed by Statkraft AS and Norfund, and is composed of, among others, SN Power AS and Agua Imara AS. It is the leading Norwegian hydropower group with operations in Asia, Africa and Latin America
SPI	STEAG State Power Inc.
SPPC	Southern Philippines Power Corporation
SRC	RA 8799 or the Securities Regulation Code of the Philippines
Subsidiary	An investee in respect of which an entity has: (i) power over the investee (i.e. existing rights that give it the current ability to direct the relevant activities of the investee); (ii) exposure, or rights, to variable returns from its involvement with the investee; and (iii) ability to use its power over the investee to affect its returns
Tax Code	National Internal Revenue Code, as amended and may be further amended from time to time, including the rules and regulations issued thereunder
TCIC	Taiwan Cogeneration International Corporation
TeaM Energy	Team Energy Corporation

THC	Tsuneishi Holdings (Cebu), Inc.
THI	Tsuneishi Heavy Industries (Cebu), Inc.
Tiwi-MakBan Geothermal Facilities	The geothermal facilities composed of twelve (12) geothermal plants and one (1) binary plant, located in the provinces of Batangas, Laguna and Albay
TLI	Therma Luzon, Inc.
TMI	Therma Marine, Inc.
TMO	Therma Mobile, Inc.
TPI	Therma Power, Inc.
TPVI	Therma Power - Visayas, Inc.
TransCo	National Transmission Corporation and, as applicable, the National Grid Corporation of the Philippines or NGCP which is the Transco concessionaire
Trustee	BDO Unibank, Inc. - Trust and Investments Group
Trust Agreement	Trust Agreement dated [-] between the Company and the Trustee for the Bondholders
TSA	Transmission Service Agreement
TSI	Therma South, Inc.
TVI	Therma Visayas, Inc. (formerly Vesper Industrial and Development Corporation)
UnionBank or UBP	Union Bank of the Philippines
Unity	Unity Digital Infrastructure, Inc.
UIC	UBP Investments Corporation (formerly Union Properties, Inc.)
USD or US\$	The lawful currency of the United States of America
VAT	Value Added Tax
VECO or Visayan Electric	Visayan Electric Company, Inc.
Vivant Group	Vivant Corporation and its subsidiaries

WCIP	West Cebu Industrial Park, Inc.
WCIP-SEZ	West Cebu Industrial Park- Special Economic Zone
WESM	Wholesale Electricity Spot Market
WMPC	Western Mindanao Power Corporation
YoY	Year-on-Year

EXECUTIVE SUMMARY

The following summary is qualified in its entirety by the more detailed information and financial statements and notes thereto appearing elsewhere in this Preliminary Offer Supplement. Because it is a summary, it does not contain all of the information that a Prospective Bondholder should consider before investing. Prospective Bondholders should read the entire Preliminary Offer Supplement carefully, including the section entitled “Risk Factors and Other Considerations” and the financial statements and the related notes to those statements included in this Preliminary Offer Supplement.

BRAND PROMISE

Advancing Business and Communities

INVESTMENT THESIS

AEV’s businesses have leading positions in key Philippine industries. Its core businesses of power, financial services, food, real estate, and infrastructure address basic needs of society and are critical inputs to the businesses of other companies. AEV fuels the country’s economic growth, and economic growth fuels even more demand for its products and services. It is in a sweet spot in the country’s economic cycle and well positioned to reap its demographic dividends. Its experienced management team, strategic partners and key alliances, and a consistently executed risk management program enable it to carry out its plans in a timely and effective manner. Its strong financial position allows it to seize opportunities as they arise in the market. This has accelerated its growth plans and provides natural listening posts for expansion opportunities. Finally, it is strengthening its ESG practices to satisfy the heightened expectations of its various stakeholders.

THE COMPANY

AEV is the public holding and management company of the Aboitiz Group, one of the largest conglomerates, and the second oldest family-led business group, in the Philippines. Incorporated on September 11, 1989, the Company was originally known as Cebu Pan Asian Holdings, Inc. Its name was changed to Aboitiz Equity Ventures Inc. on December 29, 1993, and its ownership was opened to the general public through an initial public offering of its common shares in 1994. Twenty-seven (27) years after its initial public offering, it is recognized today as one of the best-managed companies in the Philippines and in the ASEAN region, consistently cited for its commitment to good corporate governance and corporate social responsibility.

Driven by the pursuit of advancing business and communities for the nation’s development, AEV’s various domestic and international Subsidiaries and Associates are spread out across ten (10) countries and are grouped into five (5) main categories: (a) power generation, distribution, and retail electricity supply; (b) banking and financial services; (c) food manufacturing; (d) real estate; and (e) infrastructure.

As of March 31, 2023, ACO owns 48.59% of the outstanding capital stock of AEV, 4.79% are owned by directors, officers and related parties, while the remaining 46.60% are owned by the public.

Neither AEV nor any of its Subsidiaries, Affiliates and Associates has ever been the subject of any bankruptcy, receivership or similar proceedings.

RECENT DEVELOPMENTS

Execution of Amended and Restated Omnibus Loan and Security Agreement

On May 4, 2023, GMR Megawide Cebu Airport Corporation (the “**GMCAC**”), of which 33 1/3% plus 1 share of its capital stock is owned by Aboitiz InfraCapital, a wholly owned subsidiary of AEV, executed an Amended and Restated Omnibus Loan and Security Agreement (the “**AROLSA**”) with Megawide Construction Corporation

("MCC") and GMR Airports International B.V ("GAIB"), as Sponsors, and BDO Unibank, Inc., Bank of the Philippine Islands, Land Bank of the Philippines, and Metropolitan Bank & Trust Company, as Lenders.

The AROLSA is an amendment and restatement of the Omnibus Loan and Security Agreement dated December 17, 2014, as further amended and restated in 2015, and amended in 2018 and 2021 (the "Existing OLSA"). The AROLSA amends certain commercial terms of the Existing OLSA and extends enhanced credit facilities to the GMCAC in the amount of up to ₱27,300,000,000.00.

FINANCIAL HIGHLIGHTS

Equity earnings in investees increased by 172% from ₱2.4 billion during the first three (3) months of 2022 to ₱6.6 billion during the first three (3) months of 2023. The increase was mainly due to fresh contribution from GNPowr Dinginin Ltd. Co. (GNPD).

Consolidated EBITDA increased by 37% from ₱13.1 billion during the first three (3) months of 2022 to ₱17.9 billion during the first three (3) months of 2023. The increase was due to higher EBITDA of the Power Group driven by fresh contributions from GNPD Units 1 and 2, higher availability across the AboitizPower's generation portfolio and higher water inflows into its hydropower plants. Net Debt-to-Equity ratio as of March 31, 2023 remained at end-2022 level of 0.7x. The Current Ratio as of March 31, 2023 was at 1.8x, a decline from the end-2022 level of 1.9x.

SUMMARY HISTORICAL FINANCIAL INFORMATION

In 2023, the Group has applied the amendment to PAS 12, *Deferred Taxes related to Assets and Liabilities arising from a Single Transaction*. Refer to the balance sheets as of December 31, 2022 and January 1, 2022 in the unaudited interim condensed consolidated financial statements as of March 31, 2023, included elsewhere in this Prospectus, for the adjustments relating to the adoption of the amendment as required by the relevant accounting standard. The December 31, 2022 numbers in the Summary Historical Financial Information, Review of January to March 2023 Operations Compared to January to March 2022 and Review of January to December 2022 Operations Compared to January to December 2021 are derived from the restated December 31, 2022 balances presented as comparative amounts in the unaudited interim condensed consolidated financial statements as of March 31, 2023. On the other hand, the December 31, 2021 numbers in the Summary of Historical Financial Information and Review of January to December 2022 Operations Compared to January to December 2021 section are derived from the audited consolidated financial statements as of December 31, 2022 which excludes adjustments relating to the adoption of the amendment.

For the three (3)-month period ended March 31, 2023, AEV and its Subsidiaries posted a net income attributable to the equity holders of Parent Company ("**Net Income to Equity Holders of AEV**") of ₱4.0 billion, a 2% increase year-on-year ("**YoY**"). This translated to earnings per share of ₱0.71 for the period. The Power Group accounted for the bulk of the income contributions to AEV at 73%, followed by the Banking and Financial Services, Real Estate, Infrastructure, and Food Groups at 33%, 2%, 1%, and -10%, respectively.

During the first three (3) months of 2023, the Group generated non-recurring losses of ₱594 million compared to ₱741 million gains for the corresponding period in 2022 due to the revaluation of US dollar cash and liquid financial instruments. Without these one-off losses, the Group's core net income for the first three (3) months of 2023 was ₱4.6 billion, 44% higher YoY. AEV recorded consolidated EBITDA of ₱17.9 billion during the first three (3) months of 2023, a 38% increase from ₱13.0 billion recorded in the same period in 2022.

For a full discussion, please refer to the section on "*Financial and Other Information*" beginning on page 319 of this Preliminary Offer Supplement.

CONSOLIDATED BALANCE SHEETS
(Amounts in Thousands)

	March 31, 2023 (Unaudited)	December 31, 2022 (Audited)	December 31, 2021 (Audited)	December 31, 2020 (Audited)	December 31, 2019 (Audited)
ASSETS					
Current Assets					
Cash and cash equivalents	₱101,965,749	₱101,526,260	₱147,534,035	₱65,966,411	₱46,424,663
Trade and other receivables	54,960,027	61,319,148	48,020,420	38,026,254	35,195,594
Inventories	42,617,966	46,161,542	31,992,459	24,685,885	23,347,720
Derivative asset	389,945	2,669,218	1,383,903	-	51,060
Other current assets	30,302,326	46,282,770	25,418,264	18,702,683	19,406,255
Total Current Assets	230,236,013	257,958,938	254,349,081	147,381,233	124,425,292
Noncurrent Assets					
Property, plant and equipment	223,674,640	224,711,720	220,018,207	219,538,095	225,558,765
Investments and advances	211,707,125	195,855,745	154,815,613	145,416,644	140,351,748
Intangible assets	78,496,549	78,375,252	74,338,411	67,776,489	66,801,095
Investment properties	14,522,547	14,423,957	12,227,553	10,937,685	11,291,880
Deferred income tax assets	1,654,041	1,519,532	1,976,548	2,041,497	3,127,072
Trade receivables - net of current portion	328,233	329,538	366,651	1,398,791	2,423,038
Derivative asset - net of current portion	252,576	395,644	75,718	-	82,327
Net pension assets	467,448	487,129	293,168	115,023	190,243
Other noncurrent assets	34,132,377	33,720,624	15,145,672	14,550,470	14,134,641
Total Noncurrent Assets	565,235,536	549,819,141	479,257,541	461,774,694	463,960,809
TOTAL ASSETS	₱795,471,549	₱807,778,079	₱733,606,622	₱609,155,927	₱588,386,101
LIABILITIES AND EQUITY					
Current Liabilities					

Trade and other payables	₱55,146,991	₱59,347,137	₱45,779,404	₱35,611,592	₱36,440,163
Bank loans	44,180,368	45,367,586	35,415,424	29,330,883	25,717,137
Current portions of:					
Long-term debts	17,526,564	17,926,663	18,608,778	17,417,474	27,126,918
Long-term obligation on Power Distribution System – (PDS)	40,000	40,000	40,000	40,000	40,000
Lease Liabilities	9,451,807	9,420,133	8,291,721	7,283,183	5,656,226
Derivative liability	259,452	330,809	1,180,048	982,348	2,255,736
Income tax payable	1,117,767	555,580	382,223	1,006,445	776,596
Total Current Liabilities	₱127,722,949	₱132,987,908	₱109,697,598	₱91,671,925	₱ 98,012,776

(Forward)

	March 31, 2023 (Unaudited)	December 31, 2022 (Audited)	December 31, 2021 (Audited)	December 31, 2020 (Audited)	December 31, 2019 (Audited)
Noncurrent Liabilities					
Noncurrent portions of:					
Long-term debts	₱285,929,788	₱285,612,355	₱253,069,865	₱243,623,606	₱212,452,620
Lease liabilities	15,857,909	18,440,790	25,964,507	32,485,663	39,637,536
Trade payables	1,127,771	1,107,359	982,617	1,657,982	7,206,837
Long-term obligation on PDS	109,725	105,390	125,532	143,436	159,350
Customers' deposits	8,682,499	8,314,885	7,374,767	6,990,008	6,721,156
Decommissioning liability	5,739,775	5,654,234	5,686,224	5,008,033	3,567,492
Deferred income tax liabilities	3,914,996	4,286,073	2,270,797	2,399,529	2,581,511
Net pension liability	764,244	756,404	493,293	574,217	639,155
Derivative liability - net of current portion	504,657	330,592	174,664	1,001,529	212,588
Total Noncurrent Liabilities	322,631,364	324,608,082	296,142,266	293,884,003	273,178,245
Total Liabilities	450,354,313	457,595,990	405,839,864	385,555,928	371,191,021
Equity Attributable to Equity Holders of the Parent					
Capital stock	5,694,600	5,694,600	5,694,600	5,694,600	5,694,600
Additional paid-in capital	13,013,197	13,013,197	13,013,197	13,013,197	13,013,197
Equity reserves	29,491,200	29,491,200	29,491,200	(6,215,026)	(6,077,683)
Accumulated other comprehensive loss	(182,313)	(4,424,925)	(235,375)	(3,959,403)	(2,648,022)
Retained earnings					
Appropriated	88,800,000	79,800,000	9,200,000	9,200,000	4,200,000
Unappropriated	118,945,924	132,217,744	188,162,793	165,976,675	162,864,330
Treasury stock at cost	(647,672)	(647,672)	(647,672)	(647,672)	(565,246)
	255,114,936	255,144,144	244,678,743	183,062,371	176,481,176
Non-controlling Interests	90,002,300	95,037,945	83,088,015	40,537,628	40,713,904
Total Equity	345,117,236	350,182,089	327,766,758	223,599,999	217,195,080
TOTAL LIABILITIES AND EQUITY	₱795,471,549	₱807,778,079	₱733,606,622	₱609,155,927	₱588,386,101

CONSOLIDATED STATEMENTS OF INCOME
(Amounts in Thousands, Except Earnings Per Share Amounts)

	Three Months Ended March 31 (Unaudited)		Years Ended December 31 (Audited)			
	1Q 2023	1Q 2022	2022	2021	2020	2019
REVENUES						
Sale of:						
Power	₱48,649,360	₱35,717,031	₱193,625,879	₱134,043,812	₱109,867,394	₱124,605,660
Goods	24,986,015	25,138,294	103,562,218	83,065,597	71,286,473	69,625,434
Real estate	1,329,886	1,179,504	7,333,578	5,234,842	3,541,272	4,116,175
Sale of swine at fair value	430,992	7,661	532,453	578,149	1,310,621	1,529,743
Service fees	265,790	367,305	1,373,478	716,387	551,455	1,153,570
Others	216,591	70,719	325,975	290,632	168,613	126,886
	75,878,634	62,480,514	306,752,681	223,929,419	186,725,828	201,157,468
COSTS AND EXPENSES						
Cost of generated and purchased power	33,883,093	22,541,482	129,998,462	74,996,207	54,871,109	71,361,850
Cost of goods sold	23,692,096	22,247,746	93,365,449	73,589,095	61,518,767	61,177,948
Operating expenses	10,402,381	9,629,565	44,344,870	39,896,091	37,113,892	33,657,639
Cost of real estate sales	753,243	567,157	4,057,279	2,346,942	1,748,270	2,305,141
	68,730,813	54,985,950	271,766,060	190,828,335	155,252,038	168,502,578
OPERATING PROFIT	7,147,821	7,494,564	34,986,621	33,101,084	31,473,790	32,654,890
Share in net earnings of associates and joint ventures	6,563,049	2,415,017	20,781,865	17,245,643	9,019,033	11,502,090
Interest income	1,033,239	207,936	1,867,224	530,851	1,007,236	1,574,268

Interest expense	(5,157,000)	(4,407,825)	(17,856,684)	(17,042,156)	(17,917,087)	(17,048,359)
Other income (expense) - net	433,040	212,544	4,247,576	3,142,294	4,809,275	5,517,803
INCOME BEFORE INCOME TAX	10,020,149	5,922,236	44,026,602	36,977,716	28,392,247	34,200,692
PROVISION FOR INCOME TAX	1,627,435	564,174	3,817,805	2,808,253	7,583,258	4,758,404
NET INCOME	₱8,392,714	₱5,358,062	₱40,208,797	₱34,169,463	₱20,808,989	₱29,442,288
ATTRIBUTABLE TO:						
Equity holders of the parent	₱4,004,611	₱3,937,721	₱24,827,398	₱27,309,623	₱15,433,613	₱22,036,129
Non-controlling interests	4,388,103	1,420,341	15,381,399	6,859,840	5,375,376	7,406,159
	₱8,392,714	₱5,358,062	₱40,208,797	₱34,169,463	₱20,808,989	₱29,442,288
EARNINGS PER SHARE						
Basic and diluted, for net income for the period attributable to ordinary equity holders of the parent	₱0.71	₱0.70	₱4.41	₱4.85	₱2.74	₱3.91

CONSOLIDATED STATEMENTS OF CASH FLOWS
(Amounts in Thousands)

	Three Months Ended March 31 (Unaudited)		Years Ended December 31 (Audited)			
	1Q 2023	1Q 2022	2022	2021	2020	2019
NET CASH FLOWS FROM OPERATING ACTIVITIES	₱18,665,303	₱10,283,323	₱30,180,674	₱36,319,034	₱36,334,748	₱42,757,046
NET CASH FLOWS USED IN INVESTING ACTIVITIES	10,737,940	(24,465,215)	(74,477,629)	(10,078,385)	(11,618,066)	(39,883,146)
NET CASH FLOWS FROM (USED IN) FINANCING ACTIVITIES	(27,576,914)	(26,517,739)	(4,364,764)	52,988,973	(4,345,939)	(15,617,585)
NET INCREASE (DECREASE) IN CASH AND CASH EQUIVALENTS	1,826,329	(40,699,631)	(48,661,719)	79,229,622	20,370,743	(12,743,685)
EFFECT OF EXCHANGE RATE CHANGES ON CASH AND CASH EQUIVALENTS	(1,386,840)	686,282	2,653,944	2,338,002	(828,995)	135,319
CASH AND CASH EQUIVALENTS AT BEGINNING OF PERIOD	101,526,260	147,534,035	147,534,035	65,966,411	46,424,663	59,033,029
	₱101,965,749	₱107,520,686	₱101,526,260	₱147,534,035	₱65,966,411	₱46,424,663

COMPETITIVE STRENGTHS

The Company believes that its principal strengths are the following:

- Proven track record in each of its business segments
- Strong financial position and the ability to obtain limited recourse and corporate level financing
- Reputable and experienced management team supported by an engaged and attentive board
- Strategic partners and key alliances
- Established corporate reputation

For a full discussion, please refer to pages [·] of this Preliminary Offer Supplement.

BUSINESS STRATEGIES

The Aboitiz Group strategy is best understood through four strategic pillars that guide it in creating long-term value for all its stakeholders:

- Grow the business
- Engage stakeholders
- Build human capital
- Execute with excellence

A key component of its strategy is to match its business expansion with sustainability initiatives, and to further strengthen its ESG practices.

For a full discussion, please refer to page 94 onwards of this Preliminary Offer Supplement.

RISKS OF INVESTING

An investment in the Bonds involves a certain degree of risk. A prospective purchaser of the Bonds should carefully consider the following factors, in addition to the other information contained in this Preliminary Offer Supplement, in deciding whether or not to invest in the Bonds.

Risks involved in the Business of AEV and its Significant Subsidiaries:

- Climate Transition Risk
- Project Risk
- Regulatory Risk
- Licenses and Permit Risk
- Cyber and Information Security Risk
- Disaster Risk
- Talent Risk
- Emerging Risks
- Reputational Risk
- Global Political and Economic Risk
- Legal Proceedings Risk
- Change in Law risk

Risks Related to the Philippines:

- A slowdown in the Philippines' economic growth could adversely affect the Company
- Any political instability in the Philippines may adversely affect the Company
- Territorial disputes involving the Philippines and its neighboring countries may adversely affect its economy and business development
- Volatility in the value of the Peso against the U.S. dollar and other currencies as well as in the global financial and capital markets could adversely affect the Company's businesses.

Risks Related to the Offer:

- Liquidity Risk
- Reinvestment Risk
- Pricing Risk
- Retention of Ratings Risk
- Suitability of Investment
- The Bonds have no preference under Article 2244(14) of the Civil Code

A detailed discussion on the above enumerated risks appears on the "*Risk Factors and Other Considerations*" section on page [-] of this Preliminary Offer Supplement.

This Preliminary Offer Supplement contains forward-looking statements that involve risks and uncertainties. AEV adopts what it considers conservative financial and operational controls and policies to manage its business risks. AEV's actual results may differ significantly from the results discussed in the forward-looking statements. See section "*Forward-Looking Statements*" on page 2 of this Preliminary Offer Supplement. Factors that might cause such differences, thereby making the offering speculative or risky, may be summarized into those that pertain to the business and operations of AEV, in particular, and those that pertain to the overall political, economic, and business environment, in general.

CAPITALIZATION

The following presents a summary of the short-term debts, long-term debts, and capitalization of the AEV Group as of March 31, 2023, and as adjusted to reflect the issue of the Bonds:

	As of March 31, 2023 (Unaudited)	As adjusted for a ₱10.0 billion issue	As adjusted for a ₱17.45 billion issue
	(in ₱ millions)	(in ₱ millions)	(in ₱ millions)
Short-term debt			
Short-term bank loans	44,180		
Current portions of:			
Long-term debt	17,527		
Lease liabilities	9,452		
Total short-term debts	71,159		
Long-term debts – net of current portion			
Non-current portions of:			
Long-term debt	285,930		
Lease liabilities	15,858		
The issue of the Bonds	-		
Total long-term debts	301,788		
Equity			
Equity attributable to equity holders of the parent	255,115		
Non-controlling interests	90,002		
Total Equity	345,117		
Total Capitalization	718,064		

SUMMARY OF THE OFFERING OF THE BONDS

The following summary is qualified in its entirety by, and should be read in conjunction, with the more detailed information appearing elsewhere in this Preliminary Offer Supplement to which it relates.

Issuer	:	Aboitiz Equity Ventures Inc.
Joint Issue Managers	:	BDO Capital & Investment Corporation (“ BDO Capital ”) First Metro Investment Corporation (“ First Metro ”)
Joint Lead Underwriters and Joint Bookrunners	:	BDO Capital First Metro BPI Capital Corporation (“ BPI Capital ”) China Bank Capital Corporation (“ China Bank Capital ”) SB Capital Investment Corporation (“ SB Capital ”)
Trustee	:	BDO Unibank, Inc. – Trust and Investments Group
Registrar and Paying Agent	:	Philippine Depository & Trust Corp.
Issue / Issue Amount	:	<p>SEC registered fixed rate, Philippine peso-denominated bonds constituting the direct, unconditional, unsecured and unsubordinated obligations of the Issuer consisting of a primary offer in the aggregate principal amount of up to ₱10.0 billion, with an Oversubscription Option of up to ₱7.45 billion.</p> <p>The Issuer has the discretion to allocate the Bonds between the Series C Bonds and Series D Bonds, or depending on prevailing market conditions, to fully allocate the Bonds in just one or two series, based on the book building process of the Joint Lead Underwriters and Joint Bookrunners.</p> <p>In case the Oversubscription Option is partly exercised or not exercised at all during the Offer Period, the Bonds under Oversubscription Option that will not be taken up or exercised during the Offer Period will remain under the shelf registration and may be issued in tranches within the Shelf Period.</p> <p>The Oversubscription Option is exercisable by the Joint Lead Underwriters and Joint Bookrunners, with the consent of the Issuer.</p>
Use of Proceeds	:	Proceeds of the Offer shall primarily be used to refinance the Series C 2.8403% Bonds maturing in November 2023 and for general corporate purposes, which includes investment activities for the Company.
Issue Price	:	100% face value
Manner of Distribution	:	Public Offering
Offer Period	:	The Offer shall commence at 9:00 a.m. on [September 7, 2023] and end at 5:00 p.m. on [September 13, 2023] or on such other date as the Issuer and the Joint Lead Underwriters and Joint Bookrunners may agree upon.

Issue Date	:	[September 21, 2023], or the immediately succeeding Banking Day if such Issue Date is not a Banking Day, or such other date as may be agreed upon between the Issuer and the Joint Lead Underwriters and Joint Bookrunners.	
Maturity Date or Redemption Date	:	Series C Bonds: five (5) years from Issue Date Series D Bonds: ten (10) years from Issue Date Provided that, in the event that such Maturity Date falls on a day that is not a Banking Day, the principal repayment shall be made by the Issuer on the next succeeding Banking Day, without adjustment to the amount of interest to be paid. Except when the Early Redemption Option (as defined below) is exercised, the Bonds will be redeemed at par (or 100% of face value) on their respective Maturity Dates.	
Interest Rate	:	Series C Bonds: [·]% per annum Series D Bonds: [·]% per annum	
Interest Payment Date	:	The Interest shall be paid quarterly in arrear on [December 21, March 21, June 21, and September 21] of each year commencing on [December 21, 2023 until and including the Maturity Date (each, an “ Interest Payment Date ”), or the next Banking Day if such dates fall on a non-Banking Day without any adjustment in the amount of interest as originally computed; provided that, if the Issue Date is set at a date other than September 21, 2023 , then the Interest Payment Dates will be automatically adjusted to the numerically corresponding dates at every three (3) months following the actual Issue Date. The last Interest Payment Date shall fall on the Maturity Date, or the immediately succeeding Banking Day if such date is not a Banking Day, without any adjustment to the amount due. Interest on the Bonds shall be calculated on a 30/360-day basis.	
Form and Denomination	:	The Bonds shall be issued in scripless form in minimum denominations of ₱50,000.00 each, and in multiples of ₱10,000.00 thereafter.	
Early Redemption Option	:	The Issuer shall have the right, but not the obligation, to redeem in whole (and not in part), the outstanding Bonds (the “ Early Redemption Option ”), on any of Interest Payment Dates specified below (any such date, the “ Early Redemption Date ”) or the immediately succeeding Banking Day if such date is not a Banking Day, without any adjustment in the amount of interest as originally computed. The amount payable to the Bondholders in respect of the Early Redemption Option exercise (the “ Early Redemption Price ”) shall be calculated based on the principal amount of the Bonds being redeemed as the aggregate of the: (i) accrued interest computed from the last Interest Payment Date up to the relevant Early Redemption Date; and (ii) the product of the principal amount and the applicable Early Redemption Price in accordance with the following schedule: <table border="1" style="margin-left: auto; margin-right: auto;"> <tr> <td style="text-align: center;">Series C Bonds</td> </tr> </table>	Series C Bonds
Series C Bonds			

Early Redemption Dates	Early Redemption Price (inclusive of prepayment penalty)
2 years from the Issue Date and every Interest Payment Date thereafter before the 3rd year from of the Issue Date	101.50%
3 years from the Issue Date and every Interest Payment Date thereafter before the 4th year from the Issue Date	101.00%
4 years from Issue Date and every Interest Payment Date thereafter before the Maturity Date	100.25%

Series D Bonds	
Early Redemption Dates	Early Redemption Price (inclusive of prepayment penalty)
5 years from the Issue Date and every Interest Payment Date thereafter before the 6th year from the Issue Date	102.50%
6 years from the Issue Date and every Interest Payment Date thereafter before the 7 th year from the Issue Date	102.00%
7 years from the Issue Date and every Interest Payment Date thereafter before the 8 th year from the Issue Date	101.50%
8 years from the Issue Date and every Interest Payment Date thereafter before the 9 th year from the Issue Date	101.00%
9 years from the Issue Date and every Interest Payment Date thereafter before the Maturity Date	100.25%

The Issuer shall give not less than thirty (30) nor more than sixty (60) days prior written notice to the Bondholders through the Trustee of its intention to redeem the Bonds, which notice shall be irrevocable and binding upon the Issuer to effect such early redemption on the Early Redemption Date stated in such notice. For the avoidance of doubt, notice to the Trustee shall be considered notice to the Bondholders.

<p>Redemption for Taxation Reasons</p>	<p>:</p>	<p>The Issuer may redeem any series of the Bonds in whole, but not in part, on any Interest Payment Date (having given not more than sixty (60) nor less than fifteen (15) days' notice to the Trustee) at par plus accrued interest, subject to the requirements of Applicable Law, if payments under the Bonds become subject to additional or increased taxes other than the taxes and rates of such taxes prevailing on the Issue Date as a result of certain changes in Applicable Law, and such additional or increased rate of such tax cannot be avoided by use of reasonable measures available to the Issuer.</p> <p>For avoidance of doubt, the Issuer shall not be liable for the payment of the additional or increased taxes on the income of the Bondholders, which shall be for the account of the Bondholders.</p>
<p>Mandatory Redemption</p>	<p>:</p>	<p>If any one or more of the following events shall occur, in the reasonable opinion of the Bondholders holding at least two-thirds (2/3) of the outstanding amount of the Bonds for the events contemplated in (a), (b) or (c) below or the Majority Bondholders for the events contemplated in (d) below (and with written notice to the Trustee), and be continuing for a period of thirty (30) Banking Days with respect to the events contemplated in (a) or (c) below:</p> <ol style="list-style-type: none"> a. Any law, government and/or non-government consent, license, authorization, registration or approval now or hereafter necessary to enable the Issuer to comply with its obligations under the Trust Agreement or the Bonds which shall be modified in a manner which, in the reasonable opinion of the Trustee, while not constituting an Event of Default, will materially and adversely affect the ability of the Issuer to comply with such obligations, or shall be withdrawn or withheld; b. Any provision of the Trust Agreement or any of the related documents is or becomes invalid, illegal or unenforceable by reason of: (i) any final judgment or order by a court of competent authority; or (ii) notwithstanding any pending action before a court of competent authority: (x) any final and effective act of any Government Authority, or (y) any final and effective law, rule, or regulation to the extent that it becomes for any reason unlawful for the Issuer to give effect to its rights or obligations hereunder, or to enforce any provisions of the Trust Agreement or any of the related documents in whole or in part, or any law is introduced to prevent or restrain the performance by the parties hereto of their obligations under the Trust Agreement or any other related documents;

		<p>c. Any concessions, permits, rights, franchise or privileges required for the conduct of the business and operations of the Issuer shall be revoked, canceled or otherwise terminated, or the free and continued use and exercise thereof shall be curtailed or prevented, by reason of: (i) any final judgment or order by a court of competent authority; or (ii) notwithstanding any pending action before a court of competent authority: (x) any final and effective act of any Government Authority, or (y) any final and effective law, rule, or regulation, in such a manner as to materially and adversely affect the financial condition or operations of the Issuer; and</p> <p>d. Any Government Authority or any competent authority condemns, seizes, or expropriates all or substantially all of the assets or properties of the Issuer, unless such act is contested in good faith by the Issuer or unless such act is suspended or restrained by an order of a court of competent jurisdiction;</p> <p>then, the Trustee, by notice in writing delivered to the Issuer, may declare the principal of the Bonds, including all accrued interest and other charges thereon, if any, to be immediately due and payable, and upon such declaration the same shall be immediately due and payable without any pre-payment penalty.</p> <p>The Issuer shall also have the option to redeem in whole, but not in part, the Bonds at par (or 100% of face value) and paid together with the accrued interest thereon, by giving not more than sixty (60) nor less than thirty (30) (or such shorter period prescribed by Applicable Law, if any) days' notice to the Trustee.</p>
Negative Pledge	:	<p>The Bonds shall have the benefit of a negative pledge on all existing and future assets of the Issuer, subject to certain permitted liens, as provided under Section 5.2 (a) of the Trust Agreement.</p>
Purchase and Cancellation	:	<p>The Issuer may at any time purchase any of the Bonds at any price in the open market or by tender or by contract, in accordance with PDEX Rules, as may be amended from time to time, without any obligation to purchase (and the Bondholders shall not be obliged to sell) Bonds pro-rata from all Bondholders. The Bonds so purchased will be redeemed and cancelled, and may no longer be reissued.</p> <p>Upon listing of the Bonds on PDEX, the Issuer shall disclose any such transactions in accordance with the applicable PDEX disclosure rules.</p>

Status of the Bonds	:	The Bonds shall constitute the direct, unconditional, unsecured and unsubordinated Philippine peso- denominated obligations of the Issuer and shall rank <i>pari passu</i> and ratably without any preference or priority amongst themselves and at least <i>pari passu</i> with all other present and future unsecured and unsubordinated obligations of the Issuer, other than (i) obligations preferred by the law, (ii) any obligation incurred by the Issuer pursuant to Section 5.2 (a) of the Trust Agreement or as may be allowed by the Trust Agreement, and (iii) other Indebtedness or obligations disclosed by the Issuer to the Trustee as of Issue Date. The Bonds shall effectively be subordinated in right of payment to, among others, all of AEV’s secured debts to the extent of the value of the assets securing such debt and all of its debt that is evidenced by a public instrument under Article 2244(14) of the Civil Code of the Philippines, unless the Issuer procures a waiver of the preference created by such notarization or equally and ratably extend such preference to the Bonds.
Rating	:	The Bonds are rated PRS [-] by PhilRatings.
Listing	:	The Issuer intends to list the Bonds on PDEX on Issue Date.
Non-Reliance	:	Each Bondholder also represents and warrants to the Trustee that it has independently and, without reliance on the Trustee, made its own credit investigation and appraisal of the financial condition and affairs of the Issuer on the basis of such documents and information as it has deemed appropriate and that it has subscribed to the Issue on the basis of such independent appraisal, and each Bondholder represents and warrants that it shall continue to make its own credit appraisal without reliance on the Trustee. The Bondholders agree to indemnify and hold the Trustee harmless from and against any and all liabilities, damages, penalties, judgments, suits, expenses and other costs of any kind or nature against the Trustee in respect of its obligations hereunder, except for fraud, bad faith, gross negligence or willful misconduct.
Own Risk	:	Bondholders understand and acknowledge that investment in the Bonds is not covered by the Philippine Deposit Insurance Corporation (“PDIC”) and that any loss or depreciation in the value of the assets of the Bondholders, resulting from the investments or reinvestment in the Bonds and the regular conduct of the Trustee’s business shall be for the account of the Bondholder.
Contact Details of the Trustee	:	BDO Unibank, Inc. – Trust and Investments Group Attention: Rosie R. Palaran/ Rachele Ann C. Mendiola Subject: Aboitiz Equity Ventures Bonds Due 2028 and 2033 Address: BDO Corporate Center, 7899 Makati Avenue, Makati City, Philippines Contact No.: 8878-4001 / 8878-4237 E-mail: palaran.rosie@bdo.com.ph rcm@bdo.com.ph

RISK FACTORS AND OTHER CONSIDERATIONS

An investment in the Bonds described in this Preliminary Offer Supplement involves a number of risks. The price of the securities can and does fluctuate, and any individual security may experience upward or downward movements, and may even become valueless. There is inherent risk that losses may be incurred rather than profit made as a result of buying and selling securities. Past performance is not a guide to future performance and there may be a considerable difference between the buying price and the selling price of these securities. Investors deal with a range of investments, each of which may carry a different level of risk. Investors should carefully consider all the information contained in this Preliminary Offer Supplement, including the risk factors described below before deciding to invest in the Bonds.

This section entitled “Risk Factors and Other Considerations” does not purport to disclose all the risks and other significant aspects of investing in these securities. The following section is qualified in its entirety by, and should be read in conjunction with, the more detailed information found in the Prospectus. Investors should undertake independent research and study the trading of these securities before commencing any trading activity. Investors should seek professional advice regarding any aspect of the securities such as the nature of risks involved in trading of securities, and specifically those high-risk securities. Investors may request publicly available information on the Bonds and the Company from the SEC.

The risks factors discussed in this section are of equal importance, presented in no particular order, and are only separated into categories for easy reference.

RISKS RELATED TO THE COMPANY’S BUSINESS

An integral part of AEV’s enterprise risk management efforts is to anticipate, understand and manage the risks that the Company may encounter in the businesses it is involved in.

Climate Transition Risk

AEV is cognizant of the sustained increase in the public’s awareness on climate change issues in recent years. Likewise, set-backs in global carbon emission reduction goals (e.g. from post COVID economic reopening and the Russia-Ukraine conflict) will undoubtedly call for a quicker and more cohesive global response to climate change. Together with its Business Units, the company continuously monitors developments in this space as the transition to a lower carbon economy can potentially accelerate climate action globally. Climate transition risks can impact not only the company’s financial and business performance but its reputation as well.

Business Units are already crafting their respective transition roadmaps to ensure long-term strategies are recalibrated and business viability is maintained. Aside from strengthening its ESG practices, the Group has been working to increase its understanding of energy transition mechanisms (“ETM”) and carbon offset markets to ensure that it not only manages risks but also positions itself well to maximize related opportunities. Likewise, The Group continues to work proactively with key stakeholders (including lenders, insurers, suppliers, and regulators) to manage relationships, understand critical business impacts brought about by new climate related policies and implement mitigating measures. In addition, the Group will continue to enter into partnerships (e.g. with JERA Co., Inc. (“JERA”) and the International Finance Corp. (“IFC”)) to provide access to transition-related expertise and technology.

Project Risks

Project Risk remains to be one of the Aboitiz Group’s significant risk exposures with most of its Business Units either directly involved in or requiring a heavy amount of construction and infrastructure development. The development of projects involves substantial risks which are exacerbated by current macroeconomic conditions characterized mainly by high inflation and supply chain disruptions brought about by existing geopolitical tensions. Such risks include higher financing and borrowing costs as well as challenges in procuring inputs/raw materials. Other risks relate to the availability of suitable land for acquisition, and unforeseen engineering or environmental problems, among others. These could give rise to delays, cost overruns, unsatisfactory

construction or development in projects. If left unmitigated, they have the potential to impact business operations, financial performance, and the future growth prospects of the Company.

Risk management is an embedded concept in project management to ensure project stability and success. Each significant and potential project is evaluated to gain a more rigorous understanding of the risks involved and if these are still within the capacity and the appetite of the organization.

Lessons learned sessions continue to be part of the process for each major project milestone. This exercise not only allows management and the project team to celebrate quick wins, but also learn from the past and current challenges and seize emerging opportunities from the project. This practice enhances the Company's ability to capture the opportunities that help in the continuous development and growth of the organization.

Regulatory Risks

The expanse of the Aboitiz Group lends itself naturally exposed to regulations across various industries and jurisdictions where it operates or has a presence. A regulatory breach, no matter how small, has the potential to impact company reputation and may attract heightened regulatory scrutiny or supervision. More so, failure to understand and align with the new and changing regulations will have negative consequences in the Aboitiz Group's operations and financial performance. Hence, the Group's Risk Management Teams, together with the Corporate External Relations and Legal teams constantly monitor changes and developments in the regulatory landscape to enable the Group and its Business Units not only to comply with regulatory requirements but also to adapt business strategies as may be required.

Cutting across industries are data privacy regulations. As AEV continues to expand its businesses, collect more customer information, and harness the power of new technology (e.g. Artificial Intelligence), it must ensure that the Company remains abreast of regulatory mandates and expectations. This will allow the Company to continue improving data privacy risk awareness and practices across the Group and safeguard the massive amounts of personal data it collects and processes.

Aside from compliance, it is crucial that AEV maintains good relationships and open dialogue with its regulators. The Group continues to participate in consultative processes and public discussions over the necessity or propriety of specific regulation, or their relevance to current business practices, and technology changes that could lead to the development of new regulations and policies that may be beneficial to the Aboitiz Group and to the various businesses it operates. This ensures that the Aboitiz Group remains fully compliant to both the letter and spirit of regulations while at the same time remaining an integral part and a thought leader when it comes to policy shaping.

Licenses and Permit Risk

The Aboitiz Group is required to obtain and maintain licenses, permits and other authorizations, including local business permits and permits relating to its Power, Financial Services, Real Estate, Infrastructure, and other businesses from several government agencies such as the DENR, ERC, and the BSP. The Aboitiz Group's licenses, permits and other authorizations contain various requirements that must be complied with to keep such licenses, permits and other authorizations valid. If the Aboitiz Group fails to meet the terms and conditions of any of the Group's licenses, permits or other authorizations necessary for its operations, these may be suspended or terminated, leading to suspension of activities or other adverse consequences.

While the Aboitiz Group endeavors to comply with the terms and conditions of its licenses, permits and authorizations, and devotes resources to closely monitor such compliance, there can be no assurance that the Aboitiz Group will continue to be able to secure or renew, as the case may be, the necessary licenses, permits and other authorizations for the Aboitiz Group's operations as necessary or that such licenses, permits and other authorizations will not be revoked. Such failure to obtain or renew them or inability to do so on favorable terms, could materially and adversely affect the Aboitiz Group's business, financial condition and results of operations.

Cyber and Information Security Risk

Due to the increasing number of information security breach events happening globally, for both information and operation technologies, cyber and information security risk is still considered as one of the Company's top risks. As the Company transitioned to a hybrid workforce set-up, the potential exposure from such risk is further aggravated by the current work-from-home set-up and the increasing hours that its employees spend online. Despite this, the Company was able to protect itself from these potential breaches which can have catastrophic implications on the organization's bottom-line and reputation.

As of the date of this Preliminary Offer Supplement, the Company has not been the subject of any cybersecurity breaches or threats that have resulted in major losses, business disruption or damage to the Company's reputation. However, any significant cyber-attack or data leakage from either known or unknown threat vectors that could not be mitigated by existing tools and capabilities may result in a material adverse effect on the Company's results of operations, reputation and financial condition.

To address this risk, the Aboitiz Group has been continuously strengthening and improving its organization's security posture through the implementation of the Information Security Management System (including awareness campaigns and communications) and continuous enhancement of its monitoring and protection capabilities to both Information Technology ("IT") and Operational Technology ("OT") environments.

In 2022, AEV and its subsidiaries completed its Cyber Risk Quantification ("CRQ") project which allowed the company to gain a much better understanding of the financial and non-financial impacts of cyber data breaches under a centralized IT infrastructure set-up. Hence, as it journeys through the Great Transformation and pursues federalization as a conglomerate, it will be looking at ways to lower concentration of cyber risks (e.g. segmenting the Group architecture). Phase 2 of this CRQ project will look into the possibility of operationalizing CRQ for the Group which should allow AEV and its business units to run more regular and thematic breach scenarios to adapt to the ever-changing security landscape. In 2023, there will also be increased focus on identity type security - Identity Governance Access ("IGA") and Multi Factor Authentication ("MFA") - ensuring continuous monitoring of all controls implemented for all IT and OT environments.

Disaster Risk

As a result of the increasing global surface temperatures due to climate change, droughts and catastrophic typhoons will continue to pose a threat not just in the country but globally. The 2023 World Economic Forum ("WEF") Global Risks Report highlights climate related risks as among the top risks to look out for both in the next two (2) years and in the coming ten (10). This means that impacts of climate change such as extreme natural disasters are already being felt and will only intensify in the next decade. These may negatively affect the property and projects of the Aboitiz Group. As a result, the Company may incur losses for such catastrophic events, which could materially and adversely affect its business, financial condition and results of operations.

To ensure that the Aboitiz Group will be able to withstand and recover from these and other natural/man-made disasters, AEV and its Subsidiaries will continuously improve its Business Continuity Management ("BCM") Program. Existing business interruption scenarios and continuity plans for each of these scenarios are reviewed regularly, evaluated, and updated through Business Continuity Plan ("BCP") exercises and "lessons learned" sessions. These practices and plans remain relevant with the current business conditions. In addition, teams are prepared for emergencies through mandatory training and drills while testing and improving procedures are performed on an ongoing.

Likewise, mitigating plans for this risk continue to be reassessed to take on a climate adaptation angle. Hence, there are added considerations such as investments in resilience (e.g. reinforcement of existing structures and possible relocation to lower risk locations) and a review of current business interruption insurance covers taking into account the aforementioned changes.

Talent Risk

The Company recognizes human capital as its foremost asset. So as the Group progresses with the Great Transformation ("GT"), there is a need to ensure that there is adequate talent within the organization and its subsidiaries to steer it towards its goals and make it future ready. Competition for talent remains tight even post

pandemic. Hence, aside from building a robust pipeline of employee candidates, AEV must also look to continue investing in the development of existing talent to support the Group's future needs and strategic objectives.

Aside from putting in place succession plans, the company also recognizes the need to manage, most especially, the people's side of change for GT related initiatives. The challenge will be to maintain employee engagement and productivity while navigating critical organizational changes in the coming years while continuing to operate under a hybrid work set-up.

Actions are progressing to mitigate these risks which include group-wide change management activities that aim to impact employee mindset and behaviors, capabilities, and ways of working. Strategic workforce planning ("SWP") & succession management continue to be key activities for the Company's HR teams and it has identified new and evolving AEV roles critical to the Company's organizational transformation and business strategy. This is coupled with a host of learning and development opportunities for all staff, including those identified as high performers to equip them for larger roles within the Group.

In the years ahead, added focus will be placed on strengthening the Company's employer brand, ensuring alignment to AEV's broader GT goals. Apart from that, AEV is also in the process of enhancing its total rewards infrastructure and talent engagement mechanisms. All of these are to be executed while ensuring alignment to AEV's broader GT goals.

Emerging Risks

The current risk environment is rapidly shifting as a result of events that many times are not within the Company's control, often as a result of national and global events. Such emerging risks cannot yet be fully assessed in terms of likelihood and impact due to high uncertainty, but could have a major negative impact the Company in the future, including its business, operations, financial condition, and prospects. To ensure these risks are captured and discussed, the Risk Management Team and Subject Matter Experts ("SMEs") work jointly to identify and monitor emerging risks especially in the following areas: political, economic, social, technology, environmental, legal and compliance ("PESTEL"). The output of which is shared to the different sub-units on a regular basis for their own analysis and monitoring. These risks are also part of the regular discussions with the Risk Management Council and the Board Risk and Reputation Management Committee.

In 2022, the Company started to reassess the effectiveness of its framework while at the same time supporting the creation of concise yet easily digestible reports on key risks that have significantly shaped the global risk climate for the year (i.e. China-Taiwan and Russia Ukraine tensions).

Reputational Risk

The Group is exposed to various reputational risks, from those which may result directly from the Group's actions or those of its competitors, indirectly from actions of the Group's directors, officers or employees, or consequently through actions of outsourced partners, suppliers or joint venture partners. To manage such risks, the Group endeavors to adhere to sound corporate governance practices in the appointment of its directors and officers, and in hiring of its employees. Further, the Company carefully scrutinizes potential partners and suppliers to ensure that such partners and suppliers are aligned with its core values.

Damage to the Group's reputation and erosion of brand equity may also be triggered by any inability to promptly and adequately address negative sentiments relating to the Group, which may in turn be triggered by various factors such as environmental concerns, among others. Any inability to preserve brand equity and reputation may adversely impact the Group's results of operations and financial condition. While the Group has dedicated investors relations and corporate communications teams, there can be no assurance that the Group will be able to adequately address such negative sentiments. Any inability to preserve brand equity and reputation may adversely impact the Group's results of operations and financial condition.

Global Political and Economic Risk

The growth and profitability of the Company may be influenced by major political and economic developments abroad, which may have a negative effect on the operations and financial results of the Company.

The Russia-Ukraine war went past its first anniversary in February 2023. Ukraine has so far exhibited extraordinary resilience in holding off Russian attacks but the protracted conflict continues to have a significant impact on the global geopolitical and economic landscape. The global economy continues to be weakened by the war most notably through disruptions in trade and supply chain, as well as food and fuel price shocks. These have contributed to high inflation numbers and the subsequent tightening in global financing conditions. More so, current conditions have dampened the prospects of a post-pandemic economic recovery, most especially for emerging and developing economies according to the World Bank. Further, the collapse of several banks in the United States and the European Union could increase the risk of a global recession and the tightening of credit across the globe, including in the Philippines.

Economic activity will remain depressed through 2023, with the IMF recalibrating global growth estimates from 3.4% to 2.9%. The Philippine government has likewise adjusted its own growth forecast to 6%-7% (from 6.5%-8% previously). Philippine inflation rate averaged 5.8% for the year 2022. While this is significantly better than the global average inflation number for 2022 (8.7%), this was still well above the 2.0%-4.0% target range set by the government earlier on. The IMF projects a cool down of global inflation to 6.5% in 2023 and a further decline in 2024 to 4.3%. But the BSP has already raised its key benchmark rate by a total of 350 basis points in 2022 with signs of further increases, albeit smaller, in 2023. That said, there is a clear need for corporations to implement holistic measures to combat inflation and manage related business impacts.

The Group will continuously monitor such developments locally and abroad and will assess any direct and indirect impact that these macro developments may have on its current and future business interests.

Legal Proceedings Risk

The Company is subject to risks related to litigation and administrative proceedings that could adversely affect its business and financial performance in the event of an unfavorable ruling.

The nature of the Group's business exposes it to litigation relating to product liability claims, labor, health and safety matters, regulatory, tax and administrative proceedings, governmental investigations, tort claims and contract disputes. Litigation is inherently costly and unpredictable, making it difficult to accurately estimate the outcome among other matters. Currently, as in the past, the Group is subject to proceedings or investigations of actual or potential litigation. Although the Group establishes provisions as it deems necessary, the amounts that the Group reserves could vary significantly from any amounts the Group actually pays due to the inherent uncertainties in the estimation process. There can be no assurance that these or other legal proceedings will not materially affect the Group's business or otherwise affect its reputation. To further manage these risks, the Group adheres to corporate best practices including appropriate risk management in its operations.

Change in Laws Risk

On December 19, 2017, the President of the Philippines signed into law the Tax Reform for Acceleration and Inclusion or Republic Act No. 10963 ("**TRAIN Law**") which took effect on January 1, 2018. The TRAIN Law amends certain provisions of the Tax Code and is the first package of the Comprehensive Tax Reform Program ("**CTRP**") of the Duterte administration. The relevant changes of the TRAIN Law are incorporated in the section titled "Taxation" of the Prospectus.

Package 2 under the CTRP is Republic Act No. 11534 otherwise known as the Corporate Recovery and Tax Incentives for Enterprise Act (previously the CITIRA Bill or the TRABAHO Bill) ("**CREATE Act**"). The CREATE Act intends to incentivize businesses by reducing corporate income tax, among others. The CREATE Act was signed by the President on March 26, 2021 and became effective on April 11, 2021.

Upon the effectivity of the CREATE Act, the following amendments introduced by the CREATE Act to the Tax Code that will have a material impact on the Group include the following:

- a. For domestic corporations with net taxable income of more than ₱5 million and total assets (excluding land on which the corporation's office, plant, and equipment are situated) of more than ₱100 million shall be subject to a reduced corporate income tax rate of 25% effective July 1, 2020. Domestic corporations

with net taxable income of more than ₱5 million and total assets (excluding land on which the corporation's office, plant, and equipment are situated) not exceeding ₱100 million shall be imposed with a corporate income tax of 20% effective July 1, 2020. Prior to the CREATE Law, domestic corporations are subject to a 30% regular corporate income tax rate;

- b. Foreign sourced dividends shall only be exempt from taxation if the funds from such dividends actually received or remitted into the Philippines are reinvested in the business operations of the domestic corporation within the next taxable year from the time the foreign-sourced dividends were received and shall be limited to funding the working capital requirements, capital expenditures, dividend payments, investment in domestic subsidiaries, and infrastructure projects; provided that the said domestic corporation holds directly at least 20% of the outstanding shares of the foreign corporation and has held the shares for at least two (2) years at the time of the dividend declaration; and
- c. Minimum corporate income tax shall be imposed on domestic and resident foreign corporations at a rate of (i) 1% of gross income effective July 1, 2020 until June 30, 2023, and (ii) 2% thereafter.

Under Package 4 of the CTRP, the Department of Finance reportedly proposes to lower the rate of transaction taxes on land, including DST, transfer tax and registration fees, centralize and rationalize valuation of properties, increase valuation of properties closer to market prices, review property valuations every three (3) years and adjust accordingly. While Package 4 aims to lower the rate of transaction taxes on land, the increase in valuation could lead to an increase in the taxes to be paid by the Group.

The expiration, non-renewal, revocation or repeal of these tax exemptions and tax incentives, the enactment of any new laws, and any associated impact on the Group, could have an effect on the Group's business, financial condition and results of operations.

RISKS RELATED TO THE PHILIPPINES

A slowdown in the Philippines' economic growth could adversely affect the Company

Historically, results of operations have been influenced, and will continue to be influenced, to a significant degree by the general state of the Philippine economy, with demand for power, food, financial services and real estate historically being tied to the level of economic activity in the Philippines. As a result, the Company's income and results of operations depend, to a significant extent, on the performance of the Philippine economy. In the past, the Philippines has experienced periods of slow or negative growth, high inflation, significant devaluation of the Philippine peso, and the imposition of exchange controls.

From mid-1997 to 1999, the economic crisis in Asia adversely affected the Philippine economy, causing a significant depreciation of the Philippine Peso, increases in interest rates, increased volatility and the downgrading of the Philippine local currency rating and the ratings outlook for the Philippine banking sector. These factors had a material adverse impact on the ability of many Philippine companies to meet their debt-servicing obligations. Over the last several years, the government instituted several reforms in the fiscal and banking sectors, among others, that strengthened the country's economic fundamentals.

The Philippines registered strong gross domestic product ("GDP") growth rates of 6.9% in 2017, 6.3% in 2018 and 6.1% in 2019. However, in 2020, the Taal volcano eruption and the COVID-19 pandemic pushed the country to implement tight quarantine restrictions and constrained economic activity resulting into a 9.6% decline in GDP. In 2021, the country exhibited signs of recovery as it recorded a 5.7% GDP growth for the year. According to the Asian Development Outlook's July 2022 Supplement, Philippine GDP will continue to improve and is estimated to grow by 6.5% in 2022 and 6.3% in 2023. Despite the positive economic outlook for the country, there can be no assurance that the Philippines will achieve strong economic fundamentals in the future.

Any deterioration in the Philippine economy may adversely affect consumer sentiment and lead to a reduction in demand for the Company's products. There is no assurance that current or future Government administrations will adopt economic policies conducive to sustaining economic growth.

The sovereign credit ratings of the Philippines also directly affect companies that are residents in the Philippines, including AEV. The Philippines enjoys investment grade credit ratings from the following major agencies:

- Fitch Ratings - BBB (stable), which was affirmed last May 2023
- Standard & Poor's – BBB+ (stable) which was affirmed last November 2022
- Moody's Investors Service - Baa2 (stable), which was affirmed last September 2022

There is no assurance that Fitch Ratings, Standard & Poor's, or Moody's or any other international credit rating agency will not downgrade the credit ratings of the Government in the future and, therefore, Philippine companies. Any such downgrade could have an adverse impact on the liquidity in the Philippine financial markets, the ability of the Government and Philippine companies, including AEV, to raise additional financing and the interest rates and other commercial terms at which such additional financing is available. There is no assurance that the Company will be able to manage such systemic risk.

Historically, the demand for power for the past ten (10) years, has shown an increasing trend. This has been the case despite the volatility in the economic, financial, and political conditions of the country. It may be attributable to the inelasticity of electricity at certain levels wherein essential appliances and industries need to operate. The rising population and remittances from overseas workers will likewise provide a minimum growth in the demand for power.

Any political instability in the Philippines may adversely affect the Company

The Philippines has from time to time experienced political, social, and military instability. In the past decade, there has been political instability in the Philippines, including alleged extrajudicial killings, alleged electoral fraud, impeachment proceedings against two (2) former presidents, removal of two (2) chief justices of the Supreme Court of the Philippines, hearings on graft and corruption issues against various government officials, and public and military protests arising from alleged misconduct by previous administrations. An unstable political environment may also arise from the imposition of emergency executive rule, martial law or widespread popular demonstrations or rioting.

There can be no assurance that acts of political violence will not occur in the future and any such events could negatively impact the Philippine economy. Likewise, no assurance can be given that the future political or social environment in the Philippines will be stable.

In July 2020, the application for franchise renewal of ABS-CBN Broadcasting Corporation (“ABS-CBN”) was denied by the House Committee on Legislative Franchises. ABS-CBN repeatedly applied for the renewal of their congressional franchise since 2014 but these remained pending in the House of Representatives until its congressional franchise expired in May 2020 and the network was ordered to cease and desist from operating all of its free TV and radio broadcasting. Various advocacy groups and the international press have labeled the franchise denial as a direct attack to press freedom and Philippine democracy. The franchise denial has resulted in the closure of some of ABS-CBN's business operations and the retrenchment of thousands of workers. There is no assurance that any political instability will affect any governmental and regulatory processes and that opposition from public officials will not affect the Company and its operations.

In May 2022, the Philippines elected Ferdinand R. Marcos, Jr. as its new president, winning 58% of the votes cast. The 2022 elections had a record voter turnout of 83%, the highest in the country's four automated elections. The Marcos administration has unveiled a platform based on uniting the nation. Nonetheless, Pres. Marcos is impleaded in cases involving the recovery of the Marcos family's ill-gotten wealth for which reason, the Presidential Commission on Good Government was established on February 28, 1986 by virtue of Executive Order No. 1, Series of 1986 issued by then President Corazon C. Aquino.

On July 27, 2022, President Ferdinand R. Marcos, Jr. vetoed House Bill No. 10554, which sought to expand the DLPC franchise area to include Tagum City, the Island Garden City of Samal, Asuncion, Kapalong, New Corella, San Isidro, and Talaingod in Davao del Norte. The reason for the presidential veto was the “apparent overlap and possible infringement into the subsisting franchise, permits, and contracts previously granted to North Davao Electric Cooperative”.

There is no assurance that the current or future Government administrations will adopt economic policies conducive to sustaining economic growth. In general, political or social instability in the Philippines could negatively affect the general economic conditions and business environment in the Philippines, which could have a material adverse effect on the business, operations, and financial position of the Company. The Company may be affected by political and social developments in the Philippines and changes in the political leadership and/or government policies in the Philippines. In addition, perceptions over human rights and geopolitical issues may affect the overall sentiment on the Philippines and the business environment. There is no assurance that the Company will be able to manage such systemic risk.

Territorial disputes involving the Philippines and its neighboring countries may adversely affect its economy and business environment

Competing and overlapping territorial claims by the Philippines, China and several Southeast Asian nations (such as Vietnam, Brunei, Malaysia) over certain islands and features in the West Philippine Sea (South China Sea) have for decades been a source of tension and conflicts. The West Philippine Sea covers more than three million square kilometers in terms of area and is home to some of the biggest coral reefs of the world. It is also believed that under the seabed lies vast unexploited oil and natural gas deposits. China claims historic rights to nearly all of the West Philippine Sea based on its so-called “nine-dash line” and in recent years dramatically expanded its military presence in the sea which has raised tensions in the region among the claimant countries. In 2013, the Philippines became the first claimant country to file a case before the Permanent Court of Arbitration, the international arbitration tribunal based at The Hague, Netherlands to legally challenge claims of China in the West Philippine Sea and to resolve the dispute under the principles of international law as provided for under the United Nations Convention on the Law of the Sea (“**UNCLOS**”). In July 2016, the tribunal rendered a decision stating that “as between the Philippines and China, Mischief Reef and Second Thomas Shoal (in the West Philippine Sea/South China Sea) form part of the exclusive economic zone and continental shelf of the Philippines” and that the “nine-dash line” claim of China is invalid. China rejected the ruling, saying that it did not participate in the proceedings for the reason that the court had no jurisdiction over the case. China was reported to conduct land reclamation activities in the disputed territories, which was completed in 2016. News reports indicate increased Chinese activity in the contested waters, including the installation of missile systems and the deployment of bomber planes. Several countries have conducted Freedom of Navigation operations in the contested waters to challenge China’s militarization of artificial features in the West Philippine Sea. Any such impact from these disputes could adversely affect the Philippine economy, and materially and adversely affect the Company’s business, financial position and results of operations.

There is no guarantee that the territorial dispute between the Philippines and other countries, including China, would end or that any existing tension will not escalate further, as China has repeatedly announced that it will not honor said ruling. In such an event, the Philippine economy may be disrupted and its business and financial standing may be adversely affected. There is no assurance that the Company will be able to manage such risk.

Volatility in the value of the Peso against the U.S. dollar and other currencies as well as in the global financial and capital markets could adversely affect the Company’s businesses.

The Philippine economy has experienced volatility in the value of the Peso and also limitations to the availability of foreign exchange. In July 1997, the BSP announced that the Peso can be traded and valued freely on the market. As a result, the value of the Peso underwent significant fluctuations between July 1997 and December 2004 and the Peso declined from approximately ₱29.00 to U.S.\$1.00 in July 1997 to ₱56.18 to U.S.\$1.00 by December 2004.

While the value of the Peso has recovered since 2010, its valuation may be adversely affected by certain events and circumstances such as the strengthening of the U.S. economy, the rise of the interest rates in the U.S. and other events affecting the global markets or the Philippines, causing investors to move their investment portfolios from the riskier emerging markets such as the Philippines. Consequently, an outflow of funds and capital from the Philippines may occur and may result in increasing volatility in the value of the Peso against the U.S. dollar and other currencies. The value of the Peso has sharply declined in recent times. As of March 31, 2023, the BSP Reference Rate quoted on the BSP Reference Exchange Rate Bulletin was ₱54.43 per U.S.\$1.00

compared to ₱51.96 per U.S.\$1.00 as of March 31, 2022. There is no assurance that the Company will be able to manage such risk.

RISKS RELATED TO THE OFFER

Liquidity Risk

The Philippine securities markets, particularly the market for corporate debt securities, are substantially smaller, less liquid, and more concentrated than major global securities markets. As such, the Company cannot guarantee that the market for the Bonds will always be active or liquid. Even if the Bonds are listed on the PDEX, trading in securities such as the Bonds, may sometimes be subject to extreme volatility in response to fluctuating interest rates, developments in local and international capital markets and the overall market for debt securities among other factors. There is no assurance that the Bonds may be disposed at prices, volumes or at times deemed appropriate by the Bondholders.

Active trading of the Bonds is highly dependent on the bondholders. Given this risk, each potential investor in the Bonds must determine the suitability of an investment in the Bonds in light of its own circumstances as discussed above.

Reinvestment Risk

Prior to the relevant Maturity Dates, the Issuer shall have the option, but not the obligation, to redeem in whole (and not in part), any series of the outstanding Bonds on the relevant Early Redemption Dates (see “*Description of The Offer – Early Redemption*” on page [.] of this Preliminary Offer Supplement). In the event that the Company exercises this Early Redemption Option, the relevant series of the Bonds will be redeemed and the Company would pay the amounts to which Bondholders would be entitled. Following such redemption and payment, there can be no assurance that investors in the redeemed Bonds will be able to re-invest such amounts in securities that would offer a comparative or better yield or terms, at such time.

Given this risk, each potential investor in the Bonds must determine the suitability of an investment in the Bonds in light of its own circumstances as discussed above.

Pricing Risk

The market value of Bonds will be subject to market and interest rate fluctuations, which may result in the appreciation of the investment or the reduction in its value. The Bonds when sold in the secondary market are worth more if interest rates decrease since the Bonds have a higher interest rate relative to the market. Conversely, if the prevailing interest rate increases the Bonds are worth less when sold in the secondary market. Therefore, a Bondholder faces possible loss if he decides to sell when the prevailing interest rate has increased.

Given this risk, each potential investor in the Bonds must determine the suitability of an investment in the Bonds in light of its own circumstances as discussed above.

Retention of Ratings Risk

There is no assurance that the rating of the Bonds will be retained throughout the life of the Bonds. The rating is not a recommendation to buy, sell or hold securities and may be subject to revision, suspension, or withdrawal at any time by the assigning rating organization.

Given this risk, each potential investor in the Bonds must determine the suitability of an investment in the Bonds in light of its own circumstances as discussed above.

Suitability of Investment

Each potential investor in the Bonds must determine the suitability of that investment in the context of its own distinct circumstances. In particular, each potential investor should: (i) have sufficient knowledge and

experience to make a satisfactory evaluation of the Bonds, the merits and risks of investing in the Bonds and the information contained in this Preliminary Offer Supplement; (ii) have access to, and knowledge of, relevant analytical tools to evaluate, in the context of its particular financial situation, an investment in the Bonds and the impact the Bonds will have on its overall investment portfolio; (iii) have sufficient financial resources and liquidity to bear all of the risks of an investment in the Bonds, including where the currency for principal or interest payments is different from the potential investor's currency; (iv) understand thoroughly the terms of the Bonds and be familiar with the behavior of any relevant financial markets; and (v) be able to evaluate (either alone or with the help of a financial adviser) possible scenarios for economic, interest rate, foreign exchange rate and other factors that may affect its investment and its ability to bear the applicable risks.

Given this risk, each potential investor in the Bonds must determine the suitability of an investment in the Bonds in light of its own circumstances as discussed above.

The Bonds have no preference under Article 2244(14) of the Civil Code

The Master Certificates of Indebtedness, which represents the Bonds subject of the Offer, shall not be notarized and, thus, will not be deemed a public instrument under Article 2244 (14) of the Civil Code. As such, the Bonds shall not enjoy preference under Article 2244 (14) of the Civil Code, unless the Issuer procures a waiver of the preference created by such notarization or equally and ratably extends such preference to the Bonds. This is consistent with the status of the Bonds as being direct, unconditional, unsecured, and unsubordinated Philippine Peso-denominated obligations of the Issuer.

Given this risk, each potential investor in the Bonds must determine the suitability of an investment in the Bonds in light of its own circumstances as discussed above.

USE OF PROCEEDS

The Issue Price shall be at par, which is equal to the face value of the Series C Bonds and Series D Bonds. AEV expects that the net proceeds of the Bonds shall amount to approximately ₱[.] for an issue size of up to ₱10,000,000,000 or, assuming full exercise of the Oversubscription Option, ₱[.] for an issue size of up to ₱17,450,000,000, in each case after deducting fees, commissions and expenses.

Based on an issue size of ₱10,000,000,000

Documentary Stamp Tax	75,000,000.00
Issue Management and Underwriting Fees ²	37,000,000.00
Legal and Other Professional Fees ³	[.]
SEC Registration Fee and Legal Research Fee	4,406,155.00
Credit Rating Fees	2,250,000.00
Other Expenses (e.g. Trustee Fee, PDEX Listing Fee, Printing Cost, etc.) ⁴	700,000.00
<hr/>	
Estimated net proceeds of the Issue	₱[9,873,176,000.00]
<hr/>	

Based on an issue size of up to ₱17,450,000,000

Documentary Stamp Tax	130,875,000.00
Issue Management and Underwriting Fees ⁵	64,565,000.00
Legal and Other Professional Fees ⁶	9,464,000
SEC Registration Fee and Legal Research Fee	4,406,155.00
Credit Rating Fees	3,926,250.00
Other Expenses (e.g. Trustee Fee, PDEX Listing Fee, etc.) ⁷	700,000.00
<hr/>	
Estimated net proceeds of the Issue	₱[17,236,063,595]
<hr/>	

² The GRT on such fees shall be for the account of the recipient thereof; for purposes of illustration, the maximum fees that the Joint Lead Underwriters and Joint Bookrunners may receive have been assumed.

³ Consists of Issuer's counsel's legal fees amounting to ₱[] and audit fees amounting to ₱[] million inclusive of VAT.

⁴ These pertain to projected out-of-pocket expenses related to the Offer and include, but are not limited to, the cost of printing materials, communication expenses, courier fees, notarization fees, representation fees, listing ceremony expenses, and deal tombstones.

⁵ The GRT on such fees shall be for the account of the recipient thereof; for purposes of illustration, the maximum fees that the Joint Lead Underwriters and Joint Bookrunners may receive have been assumed.

⁶ Consists of Issuer's counsel's legal fees amounting to ₱[] and audit fees amounting to ₱[] million inclusive of VAT.

⁷ These pertain to projected out-of-pocket expenses related to the Offer and include, but are not limited to, the cost of PDEX Listing Fee (₱336,000.00), Trustee Fee (₱150,000.00), Registry Account Opening Fee (₱150,000.00), and listing ceremony expenses (₱30,000.00).

Aside from the foregoing one-time costs, AEV expects the following annual expenses related to the Bonds:

1. Aside from the Listing Application Fee, the Issuer will be charged an annual maintenance fee of ₱150,000.00 in advance upon the approval of the listing;
2. The Issuer will pay a yearly retainer fee to the Trustee amounting to ₱180,000.00;
3. After the issuance of the Bonds, a Paying Agency fee amounting to ₱100,000.00 is payable every Interest Payment Date. The Registrar will charge a monthly maintenance fee based on the face value of the Bonds and the number of Bondholders; and
4. The Issuer will pay an annual monitoring fee to PhilRatings amounting to ₱560,000.00 (VAT inclusive). However, PhilRatings charges the annual monitoring fee to the Company in relation to all of its bonds outstanding.

The allocation of the net proceeds of the Offer amounting to ₱[.] billion, assuming an issue size of ₱10.0 billion, or ₱17.45 billion, assuming the full exercise of the Oversubscription Option, will be used to refinance AEV Series C Bonds with a rate of 2.8403% due November 2023 amounting to ₱6.853 billion and for general corporate purposes, which includes investment activities for the Company described below:

Use of Proceeds	Amount	Timing of Disbursement
Base Offer		
General corporate purposes, which includes investment activities	₱[.]	[.]
Refinancing of the maturing AEV Series C 2.8403% Bonds Due 2023	₱ 5.85 billion	3Q 2023
Total	₱[.]	
Oversubscription Option is Fully Exercised		
General corporate purposes, which includes investment activities	₱[.]	[.]
Total	₱[.] billion	

Payment of the maturing 2020 Series C Bonds

On November 16, 2020, AEV issued the fixed rate Series C bonds amounting to ₱6.85 billion with a term of three (3) years from issue date and a fixed interest rate of 2.8403% per annum (the “**2020 Series C Bonds**”).⁸ The net proceeds of the 2020 Series C Bonds were used by the Issuer to partially refinance the 2013 Series A Bonds and 2015 Series A Bonds both maturing in November 2020 and partially finance the equity contributions to Apo Agua for the construction of a hydroelectric-powered bulk water treatment facility in Davao. In November 2022, AEV issued bonds to refinance ₱1 billion of its 2020 Series C bonds, and the Company plans to satisfy the remaining ₱5.85 billion from the net proceeds from this Offer.

⁸ The prospectus dated October 27, 2020 is posted in the Company's website and can be downloaded at <https://s3-ap-southeast-1.amazonaws.com/aboitizcom-uploads/wp-content/uploads/2020/10/29160654/AEV-PESO-Prospectus-FINAL-clean.pdf>.

To the extent that the net proceeds exceed the total above and there are changes in above captioned uses, such excess will be used for AEV's general corporate purposes, including debt refinancing. Correspondingly, if the Oversubscription Option is partly exercised or not exercised at all, or in case the Company is not able to raise the full amount of the Offer, the balance of the above will be satisfied from internally generated funds and/or other credit facilities which may include bank borrowings, as AEV may consider commercially favorable at the relevant time.

The foregoing discussion represents a best estimate of the use of proceeds of the Offer based on the Company's current plans and anticipated expenditures. In the event there is any change in the Company's current plans, including force majeure, market conditions and other circumstances, the Company will carefully evaluate the situation and may reallocate the proceeds at the discretion of Management. In the event of any material deviation, reallocation or adjustment in the planned use of proceeds, the Company shall inform the SEC and issue all appropriate disclosures within thirty (30) days prior to its implementation. Any material or substantial adjustment to the use of proceeds, as indicated above, shall be approved by the Board and shall be publicly disclosed through the SEC, PSE, and PDEX.

Pending the above use of proceeds, the Company shall invest the net proceeds from the Offer in short-term liquid investments including but not limited to short-term government securities, bank deposits, and money market placements which are expected to earn at prevailing market rates.

No amount of proceeds shall be used to reimburse any officer, director, employee, or stockholder for services rendered, assets previously transferred, money loaned or advanced, or otherwise. Except for the underwriting fees, issue management fees and expenses related to the Bonds, no amount of the proceeds will be utilized to pay any outstanding financial obligation to the Joint Lead Underwriters and Joint Bookrunners.

DETERMINATION OF THE OFFERING PRICE AND THE FINAL INTEREST RATE

The Series C Bonds and the Series D Bonds shall be issued on a fully-paid basis and at an issue price that is at par.

The interest rate per annum of the Series C Bonds was computed based on the simple average of the five (5)-year PHP BVAL Reference Rate (or if the applicable BVAL is not available or cannot be determined, any such successor rate as determined by the Bankers Association of the Philippines (“BAP”) or the Banko Sentral ng Pilipinas (“BSP”)), as published on the website of the Philippine Dealing System Group page (or such successor page) of Bloomberg (or such successor electronic service provider) at approximately 5:00 p.m. (Philippine Standard Time), for the three (3) consecutive Banking Days immediately preceding and ending on the Interest Rate Setting Date or [September 4,2023], plus the spread of [25-60] basis points.

		5Y BVAL
[●], 2023		[●]
[●], 2023		[●]
[●], 2023		[●]
3-day average 5Y BVAL Rate		[●]
Add: Final spread		[●]
Final Series C Interest Rate (p.a.)		[●]

The interest rate per annum of the Series D Bonds was computed based on the simple average of the ten (10)-year PHP BVAL Reference Rate (or if the applicable BVAL is not available or cannot be determined, any such successor rate as determined by the Bankers Association of the Philippines (“BAP”) or the Banko Sentral ng Pilipinas (“BSP”)), as published on the website of the Philippine Dealing System Group page (or such successor page) of Bloomberg (or such successor electronic service provider) at approximately 5:00 p.m. (Philippine Standard Time), for the three (3) consecutive Banking Days immediately preceding and ending on the Interest Rate Setting Date or [September 4,2023], plus the spread of [40-85] basis points.

		10Y BVAL
[●], 2023		[●]
[●], 2023		[●]
[●], 2023		[●]
3-day average 10Y BVAL Rate		[●]
Add: Final spread		[●]
Final Series D Interest Rate (p.a.)		[●]

PLAN OF DISTRIBUTION

THE OFFER AND THE SECURITIES PROGRAM SHELF REGISTRATION

A registration statement covering the 2022 ₱30.0 billion Program was filed by the Company on September 23, 2022 and was rendered effective by the SEC under SEC Order No. 81, Series of 2022, dated November 22, 2022. The first tranche under the 2022 Debt Securities Program in the aggregate principal amount ₱12.55 billion was issued by AEV on December 7, 2022, covered by a prospectus dated November 21, 2022 and a permit to sell issued by the SEC on November 22, 2022.

Pursuant to the confirmation and certificate of permit to offer securities for sale to be issued by the SEC, the Offer will consist of the primary offer of an aggregate principal amount of up to ₱10.0 billion, and an Oversubscription Option of up to ₱7.45 billion.

In case the Oversubscription Option is partly exercised or not exercised at all during the Offer Period, the Bonds under the Oversubscription Option that will not be taken up or exercised during the Offer Period will remain under shelf registration and may be issued in tranches within the Shelf Period.

The Issuer has the discretion to allocate the Bonds between the Series C Bonds and Series D Bonds, or depending on prevailing market conditions, to fully allocate the Bonds in just one series, based on the book building process conducted by the Joint Lead Underwriters and Joint Bookrunners.

The Company shall issue the Bonds to institutional and retail investors in the Philippines through a public offering to be conducted through the Joint Lead Underwriters and Joint Bookrunners [and the Selling Agents]. The Offer does not include an international offering.

SHELF REGISTRATION OF SECURITIES NOT COVERED BY THE OFFER

After the close of the Offer and within the Shelf Period of the 2022 Debt Securities Program, AEV may, at its sole discretion, offer any or all of the remaining balance of the aggregate principal amount of the Bonds in subsequent tranches, including any amount remaining if the Oversubscription Option is partly exercised or not exercised at all. Any such subsequent offering requires the submission by AEV of the relevant updates and amendments to the registration statement and the issuance of the corresponding Permit to Sell by the SEC. As a listed company, AEV regularly disseminates such updates and information in its disclosures to the SEC, PDEX, and PSE.

However, there can be no assurance in respect of: (i) whether AEV would issue such Bonds at all; (ii) the size or timing of any individual issuance or the total issuance of such Bonds; or (iii) the specific terms and conditions of such issuance. Any decision by AEV to offer such debt securities will depend on a number of factors at the relevant time, many of which are not within AEV's control, including but not limited to: prevailing interest rates, the financing requirements of AEV's business and prospects, market liquidity and the state of the domestic capital market, and the Philippine, regional and global economies in general.

UNDERWRITING OBLIGATIONS OF THE JOINT LEAD UNDERWRITERS AND JOINT BOOKRUNNERS

BDO Capital, BPI Capital, China Bank Capital, First Metro, and SB Capital pursuant to the Issue Management and Underwriting Agreement with AEV dated [·], have agreed to act as Joint Lead Underwriters and Joint Bookrunners for the Offer and as such, distribute and sell the Bonds at the Issue Price. Subject to the satisfaction of certain conditions provided in the Issue Management and Underwriting Agreement and in consideration of certain fees and expenses, the Joint Lead Underwriters and Joint Bookrunners have committed jointly, and not solidarily, to underwrite the following amounts on a firm basis:

Joint Lead Underwriter and Joint Bookrunner	Commitment
BDO Capital	₱[2,500,000,000.00]
First Metro	₱[2,500,000,000.00]
BPI Capital	₱[1,750,000,000.00]
China Bank Capital	₱[1,750,000,000.00]
SB Capital	₱[1,500,000,000.00]
Total	₱10,000,000,000.00

The Issue Management and Underwriting Agreement may be terminated in certain circumstances specifically enumerated as grounds for termination in the said Agreement prior to the issuance of the Bonds and payment being made to AEV of the net proceeds of the Offer. In case the Issue Management and Underwriting Agreement is terminated, the Company shall notify the SEC of the termination and its subsequent course of action.

The aggregate fees to be paid by the Company to the Joint Lead Underwriters and Joint Bookrunners in relation to the Offer shall be equivalent to [0.37]% of the final aggregate nominal principal amount of the Series C Bonds and Series D Bonds. This shall be equivalent to ₱37,000,000.00 for the ₱10.0 billion Base Offer and ₱64,565,000 assuming the Oversubscription Option is fully exercised, and will be inclusive of any commissions to be paid to the selling agents, if any. The GRT on such fees shall be for the account of the recipient thereof.

The Joint Lead Underwriters and Joint Bookrunners are duly licensed by the SEC to engage in underwriting or distribution of securities. The Joint Lead Underwriters and Joint Bookrunners may, from time to time, engage in transactions with and perform services in the ordinary course of its business for AEV.

The Joint Lead Underwriters and Joint Bookrunners have no direct relations with AEV in terms of ownership by either of their respective majority shareholder/s and have no right to designate or nominate any member of the Board of AEV.

BDO Capital, a Joint Issue Manager, and Joint Lead Underwriter and Joint Bookrunner, is a subsidiary of BDO Unibank, Inc. which serves as the Trustee for the Bonds.

The Joint Lead Underwriters and Joint Bookrunners have no contract or other arrangement with the Company by which it may return to the Company any unsold Bonds.

BDO Capital & Investment Corporation

BDO Capital is the wholly owned investment banking subsidiary of BDO Unibank, Inc., which, in turn, is an associate of the SM Group. BDO Capital is a full-service investment house primarily involved in securities underwriting and trading, loan syndication, financial advisory, private placement of debt and equity, project finance, and direct equity investment. Incorporated in December 1998, BDO Capital commenced operations in March 1999. It obtained its license to operate as an investment house in 1998 and is licensed by the SEC to engage in underwriting and distribution of securities to the public. As of December 31, 2022, its total assets amounted to ₱4.19 billion and its capital base amounted to ₱3.84 billion.

First Metro Investment Corporation

First Metro is a leading investment bank in the Philippines with sixty (60) years of service in the development of the country's capital markets. It is a wholly-owned subsidiary of Metropolitan Bank & Trust Company and is the investment banking arm of the Metrobank Group, one of the largest financial conglomerates in the country. First Metro is licensed by the SEC to engage in underwriting and distribution of securities to the public. First

Metro and its subsidiaries offer a wide range of services, from debt and equity underwriting to loan syndication, project finance, financial advisory, government securities and corporate debt trading, equity brokering, online trading, asset management, and research. First Metro has established itself as a leading bond house with key strengths in origination, structuring, and execution. As of March 31, 2023, its total assets stood at ₱32.30 Billion with a capital base amounting to ₱16.08 Billion.

BPI Capital Corporation

BPI Capital is a corporation organized in the Philippines as a wholly owned subsidiary of the Bank of the Philippine Islands. It obtained its license to operate as an investment house in 1994 and is licensed by the SEC to engage in underwriting and distribution of securities to the public. As of March 31, 2023, its total assets amounted to ₱4.16 billion and its capital base amounted to ₱3.96 billion.

China Bank Capital Corporation

China Bank Capital is the wholly owned investment banking subsidiary of China Banking Corporation. It was registered and licensed as an investment house in 2015 as a result of the spin-off of China Banking Corporation's Investment Banking Group. The firm offers a full suite of investment banking solutions that enable clients to achieve their fundraising objectives and strategic goals. The company's services include arranging, managing, and underwriting debt and equity transactions, such as bond offerings, corporate notes issuances, initial public offerings and follow-on offerings of common and preferred shares, private placement of securities, structured loans, project finance, real estate investment trusts, and asset securitizations. China Bank Capital also provides financial advisory services, such as deal structuring, valuation, and execution of mergers, acquisitions, divestitures, joint ventures, and other corporate transactions. As of December 31, 2022, it has total assets of ₱3.09 billion and a capital base of ₱3.00 billion.

SB Capital Investment Corporation

SB Capital is a Philippine corporation organized in October 1995 as a wholly-owned subsidiary of Security Bank Corporation. It obtained its license to operate as an investment house in 1996 and is licensed by the SEC to engage in underwriting and distribution of securities to the public. SB Capital provides a wide range of investment banking services including financial advisory, underwriting of equity and debt securities, project finance, privatizations, mergers and acquisitions, loan syndications and corporate advisory services. SB Capital is also involved in equity trading through its wholly-owned stock brokerage subsidiary, SB Equities, Inc. Its senior executives have extensive experience in the capital markets and were involved in a lead role in a substantial number of major equity and debt issues, both locally and internationally. As of March 31, 2023, its total assets amounted to ₱1.46 billion and its capital base amounted to ₱1.43 billion.

SALE AND DISTRIBUTION

The distribution and sale of the Bonds shall be undertaken by the Joint Lead Underwriters and Joint Bookrunners who shall sell and distribute the Bonds to third party buyers/investors. Joint Lead Underwriters and Joint Bookrunners are authorized to organize a syndicate of selling agents for the purpose of the Offer; provided, however, that the Joint Lead Underwriters and Joint Bookrunners shall remain jointly, and not solidarily, responsible to the Issuer in respect of its obligations under the Issue Management and Underwriting Agreement entered into by them with the Issuer and the Issuer shall not be bound by any of the terms and conditions of any agreement entered into by the Joint Lead Underwriters and Joint Bookrunners with such other parties. Nothing herein shall limit the rights of the Joint Lead Underwriters and Joint Bookrunners from purchasing the Bonds for their own respective accounts.

There are no persons to whom the Bonds are allocated or designated. The Bonds shall be offered to the public at large and without preference.

Depending on the actual or expected demand for the Bonds during the Offer Period, the Joint Lead Underwriters and Joint Bookrunners, with the consent of the Issuer, may opt to exercise the Oversubscription Option which

shall be distributed and allocated to investors at the discretion of the Joint Lead Underwriters and Joint Bookrunners exercising the Oversubscription Option, with the consent of the Issuer. Consistent with the customary Issue Management and Underwriting Agreement, upon the exercise of the Oversubscription Option, the portion exercised will be underwritten by the relevant Joint Lead Underwriters and Joint Bookrunners that have clients with excess demand.

No discounts or commissions shall be paid to broker dealers, and no finders are involved in the distribution of the Bonds.

TERM OF APPOINTMENT

The engagement of the Joint Lead Underwriters and Joint Bookrunners shall subsist so long as the SEC Permit to Sell remains valid, unless otherwise terminated pursuant to the Issue Management and Underwriting Agreement.

MANNER OF DISTRIBUTION

The Joint Lead Underwriters and Joint Bookrunners shall, at their discretion but with the consent of AEV, determine the manner by which proposals for applications for purchase and issuances of the Bonds shall be solicited, with the primary sale of the Bonds to be effected only through the Joint Lead Underwriters and Joint Bookrunners.

The Joint Lead Underwriters and Joint Bookrunners, with the consent of the Issuer, shall agree on the process for allocating the Bonds and the manner of accepting the Applications to Purchase (the “**Allocation Plan**”). Consistent with bank procedures (if applicable) and the Allocation Plan, each of the Joint Lead Underwriters and Joint Bookrunners shall be responsible for determining who are Eligible Bondholders from the Applicants and for establishing the *bona fide* identity of each in accordance with AMLA, as well as its own internal policies and arrangements under acceptable standards and policies regarding “know-your-customer” and anti-money laundering.

OFFER PERIOD

The Offer Period shall commence at 9:00 a.m. on [September 7, 2023] and end at 5:00 p.m. on [September 13, 2023] or such other date as may be mutually agreed by the Company and the Joint Lead Underwriters and Joint Bookrunners.

APPLICATION TO PURCHASE

Applicants may purchase the Bonds during the Offer Period by submitting to the Joint Lead Underwriters and Joint Bookrunners properly completed Applications to Purchase, whether originally signed or electronically submitted (through the e-Securities Issue Portal (“**e-SIP**”), together with all applicable supporting documentation in the prescribed form and submitted in the prescribed manner, with full payment of the purchase price of the Bonds in the manner provided therein. Corporate and institutional Applicants may also be required to submit, in addition to the foregoing:

- an original notarized certificate by the corporate secretary (or an equivalent officer of the Applicant) setting forth resolutions of the board of directors, partners or equivalent body (i) authorizing the purchase of the Bonds indicated in the Application to Purchase and (ii) designating the signatory/ies, with their specimen signature/s, for the said purposes;
- copies of its Articles of Incorporation and By-laws (and latest amendments thereof), together with the Certificate of Incorporation issued by the SEC or other organizational documents issued by an equivalent government institution, stamped and signed as certified true copies by the SEC or the equivalent government institution, or by the corporate secretary, or by an equivalent officer(s) of the Applicant who is/are authorized signatory/ies;

- two (2) duly accomplished signature cards containing the specimen signatures of the authorized signatories of the Applicant, validated by its corporate secretary or by an equivalent officer(s) who is/are authorized signatory/ies, whose authority/ies and specimen signatures have been submitted to the Registrar;
- valid and unexpired identification document(s) of the authorized signatories of the Applicant as specified in the paragraph below;
- valid tax identification number (“**TIN**”) issued by the BIR; and
- such other documents as may be reasonably required by the Joint Lead Underwriters and Joint Bookrunners and the Registrar in the implementation of its internal policies regarding “know your customer” and anti-money laundering and requirements related to the Foreign Account Tax Compliance Act (“**FATCA**”).

Individual Applicants, must also submit, in addition to the accomplished Applications to Purchase and its required attachments:

- a photocopy of any one of the following identification cards (“**IDs**”): Philippine Identification Card (“**PhilID**”), passport, driver’s license, postal ID, company ID, SSS/GSIS ID and/or Senior Citizen’s ID or such other ID and documents as may be required by or acceptable to the selling bank, which must be valid as of the date of the Application.
- two (2) duly accomplished signature cards containing the specimen signature of the Applicant;
- valid TIN issued by the BIR; and
- such other documents as may be reasonably required by the Joint Lead Underwriters and Joint Bookrunners or the Registrar in implementation of its internal policies regarding “know your customer” and anti-money laundering and requirements related to the FATCA.

An Applicant who is exempt from or is not subject to withholding tax, or who claims preferential tax treaty rates shall, in addition, be required to submit the following requirements to the relevant Joint Lead Underwriter, and Joint Bookrunner (together with their applications) who shall then forward the same to the Registrar, subject to acceptance by the Issuer as being sufficient in form and substance:

a. Proof of Tax Exemption or Entitlement to Preferential Tax Rates

- i. For (a) tax-exempt corporations and associations under Section 30 of the Tax Code (except non-stock, non-profit educational institutions under Section 30(H) of the Tax Code), including non-stock savings and loan associations; (b) cooperatives duly registered with the Cooperative Development Authority; and (c) BIR-approved pension funds and retirement plans – certified true copy of a valid, current, and subsisting tax exemption certificate, ruling, or opinion issued by the BIR. For this purpose, a tax exemption certificate or ruling shall be deemed “valid, current, and subsisting” if it has not been more than three (3) years since the date of issuance thereof, and has not been revoked, amended, or modified;
- ii. For tax-exempt Personal Equity Retirement Account established pursuant to PERA Act of 2008 – certified true copy of the Bondholder’s current, valid, and subsisting Certificate of Accreditation as PERA Administrator (BIR Form No. 2336);
- iii. For all other tax-exempt entities (including, but not limited to: (a) non-stock, non-profit educational institutions; (b) government-owned or -controlled corporations; and (c) foreign governments, financing institutions owned, controlled or enjoying refinancing from foreign governments, and international or regional financial institutions established by foreign governments) – certified true copy of a tax exemption certificate, ruling, or opinion issued by the BIR expressly stating that their income is exempt from income tax and, consequently, withholding tax; and
- iv. For entities claiming tax treaty relief – original or certified true copies of the following documents:

General requirements:

- A. Original Tax Residency Certificate (“**TRC**”) duly issued by the tax authority of the foreign country in which the Bondholder is a resident;

- B. Original and duly notarized Special Power of Attorney (“SPA”) issued by the Bondholder to the Issuer, expressly stating the Issuer’s authority to sign the Application Form for Treaty Purposes (BIR Form No. 0901-I) and to file a request for confirmation with the BIR on behalf of the Bondholder;

Additional requirements for legal persons and arrangements, and individuals:

- C. Authenticated copy of the Bondholder’s Articles/Memorandum of Incorporation/Association, Trust Agreement, or equivalent document confirming its establishment or incorporation, with an English translation thereof if in foreign language;
- D. For legal persons and arrangements – original Certificate of Non-Registration or certified true copy of License to Do Business in the Philippines duly issued by the SEC to the Bondholder;
- E. For individuals – original Certificate of Business Registration/Presence duly issued by the Department of Trade and Industry (“DTI”) to the Bondholder;

Additional requirements for entities:

- F. Certified true copy of the law of the foreign country showing that tax is imposed on the owners or beneficiaries of the Bondholder;
- G. List of owners/beneficiaries of the Bondholder;
- H. Proof of ownership of the Bondholder; and
- I. TRC duly issued by the concerned foreign tax authority to the owners or beneficiaries of the Bondholder.

All documents executed in a foreign country must either be authenticated by the Philippine Embassy stationed therein or apostilled if the said foreign country is a signatory to the Convention Abolishing the Requirement of Legalization for Foreign Public Documents (HCCH 1961 Apostille Convention) in order to be acceptable to the Issuer.

In addition, for subsequent interests due and subject to the requirements of new or amendatory regulations, the Bondholder shall submit to the Issuer an updated Application Form, a new TRC (if the validity period of the previously submitted TRC has already lapsed), and other relevant documents no later than the last day of the first month of the year when such subsequent interest payment/s shall fall due.

- b. A duly notarized declaration (in the prescribed form) warranting that the Bondholder’s tax-exemption certificate or ruling has not been revoked or cancelled and that there are no material changes in character, purpose, or method of operation of the Bondholder which are inconsistent with the basis of its income tax exemption, or warranting the Bondholder’s entitlement to preferential treaty rates, and undertaking to immediately notify the Issuer and the Registrar and Paying Agent of any suspension or revocation of its tax exemption or treaty privileges and agreeing to indemnify and hold the Issuer and Registrar and Paying Agent free and harmless against any claims, actions, suits, and liabilities arising from the non-withholding or reduced withholding of the required tax; and
- c. Such other documentary requirements as may be reasonably required by the Issuer or the Registrar or Paying Agent, or as may be required under applicable regulations of the relevant taxing or other authorities.

Failure to submit any of the documents provided under (a), (b) and (c) above, as may be applicable, will result in the application of the regular income tax rate provided under the Tax Code.

The foregoing notwithstanding, the Issuer, the Registrar, and the Paying Agent shall have the exclusive discretion to decide whether the documents submitted are sufficient for purposes of applying the exemption or the reduced rate being claimed by the Bondholder on the interest payments to such Bondholder; provided that, all sums payable by the Issuer to tax-exempt entities shall be paid in full without deductions for taxes, duties, assessments, or government charges, subject to the submission by the Bondholder claiming the benefit of any

exemption of the required documents and of additional reasonable evidence of such tax-exempt status to the Registrar.

Completed Applications to Purchase and corresponding payments must reach the relevant Joint Lead Underwriter, and Joint Bookrunner prior to the end of the Offer Period, or such earlier date as may be specified by the relevant Joint Lead Underwriter, and Joint Bookrunner. Acceptance by each Joint Lead Underwriter, and Joint Bookrunner of the completed Application to Purchase shall be subject to the availability of the Bonds and the approval by AEV and the relevant Joint Lead Underwriter, and Joint Bookrunner. In the event that any check payment is returned by the drawee bank for any reason whatsoever, the Application to Purchase shall be automatically cancelled and any prior acceptance of the Application to Purchase is deemed revoked.

MINIMUM PURCHASE

A minimum purchase of Fifty Thousand Pesos (₱50,000.00) shall be considered for acceptance. Purchases in excess of the minimum shall be in multiples of Ten Thousand Pesos (₱10,000.00).

ALLOTMENT OF THE BONDS

If the Bonds are insufficient to satisfy all Applications to Purchase, the available Bonds shall be allotted at the discretion of the Joint Lead Underwriters and Joint Bookrunners, with the consent of the Issuer and subject to its right of rejection.

ACCEPTANCE OF APPLICATIONS TO PURCHASE

AEV and the Joint Lead Underwriters and Joint Bookrunners reserve the right to accept or reject applications to subscribe in the Bonds, and in case of oversubscription, allocate the Bonds available to the Applicants in a manner they deem appropriate. If any Application is rejected or accepted in part only, the Application money or the appropriate portion thereof will be returned without interest by the relevant Joint Lead Underwriter, and Joint Bookrunner to the Applicant.

REFUNDS

In the event an Application is rejected or the amount of the Bonds applied for is scaled down, the relevant Joint Lead Underwriter, and Joint Bookrunner, upon receipt of such rejected and/or scaled down applications, shall notify the Applicant concerned that his application has been rejected or the amount of Bonds applied for is scaled down, and refund the amount paid by the Applicant with no interest thereon.

With respect to an Applicant whose application was rejected, refund shall be made by the relevant Joint Lead Underwriter, and Joint Bookrunner by making the check payment of the Applicant concerned available for his retrieval. With respect to an Applicant whose application has been scaled down, refund shall be made by the issuance by the relevant Joint Lead Underwriter, and Joint Bookrunner of its own check payable to the order of the Applicant and crossed "Payees' Account Only" corresponding to the amount in excess of the accepted Application. All checks shall be made available for pick up by the Applicant concerned at the office of the relevant Joint Issue Manager, Joint Lead Underwriter, and Joint Bookrunner to whom the rejected or scaled down Application was submitted within ten (10) Banking Days after the last day of the Offer Period. The Issuer shall not be liable in any manner to the Applicant for any check payment corresponding to any rejected or scaled-down application which is not returned by the relevant Joint Lead Underwriter, and Joint Bookrunner; in which case, the relevant Joint Lead Underwriter, and Joint Bookrunner shall be responsible directly to the Applicant for the return of the check or otherwise the refund of the payment.

SECONDARY MARKET

AEV intends to list the Bonds at the PDEX. AEV may purchase the Bonds at any time, in the open market or by tender or by contract, in accordance with PDEX Rules, which may be amended from time to time, without any

obligation to make pro rata purchases of Bonds from all Bondholders. Bonds so purchased shall be redeemed and cancelled and may not be re-issued.

Upon listing of the Bonds on the PDEX, the Issuer shall disclose any such transactions in accordance with the applicable PDEX disclosure rules.

REGISTRY OF BONDHOLDERS

The Bonds shall be issued in scripless form and will be eligible for trading under the scripless book-entry system of PDTC. Master Certificates of Indebtedness representing the Bonds sold in the Offer shall be issued to and registered in the name of the Trustee, on behalf of the Bondholders.

Legal title to the Bonds shall be shown in the registry book (the “**Registry Book**”) to be maintained by the Registrar. AEV will cause the Registry Book to be kept at the specified office of the Registrar. The names and addresses of the Bondholders and the particulars of the Bonds held by them and of all transfers of Bonds shall be entered into the Registry Book.

Initial placement of the Bonds and subsequent transfers of interests in the Bonds shall be subject to applicable prevailing Philippine selling restrictions.

DESCRIPTION OF THE OFFER

The following does not purport to be a complete listing of all the rights, obligations, or privileges of the Bonds. Some rights, obligations, or privileges may be further limited or restricted by other documents. Prospective investors are enjoined to carefully review the Articles of Incorporation, By-Laws and resolutions of the Board and Shareholders of the Company, the information contained in this Preliminary Offer Supplement, the Trust Agreement, the Issue Management and Underwriting Agreement, the Registry and Paying Agency Agreement and other agreements relevant to the Offer.

The corresponding issue of the Bonds in an aggregate principal amount of up to ₱10.0 billion, with an Oversubscription Option of up to an aggregate principal amount of ₱7.45 billion, were authorized by a resolution of the Board dated May 30, 2023.

2022 Debt Securities Program

Following the issuance of the Bonds, no bonds will remain unissued under the 2022 Debt Securities Program, assuming the full exercise of the Oversubscription Option.

The Bonds shall be constituted by a Trust Agreement executed on [-] (the “**Trust Agreement**”) entered into between the Issuer and BDO Unibank, Inc. - Trust and Investments Group (the “**Trustee**”), which term shall, wherever the context permits, include all other persons or companies for the time being acting as trustee or trustees under the Trust Agreement. The description of the terms and conditions of the Bonds set out below includes summaries of, and is subject to, the detailed provisions of the Trust Agreement. BDO Capital is the wholly-owned subsidiary of BDO Unibank, Inc.

A registry and paying agency agreement was executed on [-] (the “**Registry and Paying Agency Agreement**”) in relation to the Bonds between the Issuer, and PDTC as paying agent (the “**Paying Agent**”) and as registrar (the “**Registrar**”).

The Bonds shall be offered and sold through a general public offering in the Philippines, and issued and transferable in minimum principal amounts of Fifty Thousand Pesos (₱50,000.00) and in multiples of Ten Thousand Pesos (₱10,000.00) thereafter, and traded in denominations of Ten Thousand Pesos (₱10,000.00) in the secondary market.

The Series C Bonds shall mature five (5) years from the Issue Date, and the Series D Bonds shall mature ten (10) years from the Issue Date, unless earlier redeemed by the Issuer pursuant to the terms thereof and subject to the provisions on redemption and payment below.

The Registrar and Paying Agent has no interest in or relation to AEV which may conflict with its role as Registrar for the Offer. The Trustee has no interest in or relation to AEV which may conflict with the performance of its functions as Trustee for the Offer.

Copies of the Trust Agreement and the Registry and Paying Agency Agreement are available for inspection during normal business hours at the specified offices of the Trustee. The holders of the Bonds (the “**Bondholders**”) are entitled to the benefit of, are bound by, and are deemed to have notice of, all the provisions of the Trust Agreement and are deemed to have notice of those provisions of the Registry and Paying Agency Agreement applicable to them.

FORM, DENOMINATION AND TITLE

Form and Denomination

The Bonds are in scripless form and shall be issued in denominations of Fifty Thousand Pesos (₱50,000.00), each as a minimum and in multiples of Ten Thousand Pesos (₱10,000.00) thereafter and traded in denominations of Ten Thousand Pesos (₱10,000.00) in the secondary market.

Title

Legal title to the Bonds shall be shown in the Registry Book maintained by the Registrar. A notice confirming the principal amount of the Bonds purchased by each Applicant in the Offer shall be issued by the Registrar to all Bondholders following the Issue Date. Upon any assignment, title to the Bonds shall pass by recording of the transfer from the transferor to the transferee in the electronic Registry Book of Bondholders maintained by the Registrar. Settlement in respect of such transfer or change of title to the Bonds, including the settlement of any cost arising from such transfers, including, but not limited to, DST, if any, arising from subsequent transfers, shall be for the account of the relevant Bondholder.

BOND RATING

The Bonds have been rated PRS [-] with [-] Outlook by PhilRatings.

A rating is not a recommendation to buy, sell or hold securities and may be subject to revision, suspension or withdrawal at any time by the assigning rating organization.

TRANSFER OF BONDS

Registry Book of Bondholders

The Issuer shall cause the Registry Book to be kept by the Registrar, in electronic form. The names and addresses of the Bondholders and the particulars of the Bonds held by them and of all transfers of Bonds shall be entered into the Registry Book of Bondholders. Transfers of ownership shall be effected through book-entry transfers in the scripless Registry Book of Bondholders. As required by Circular No. 428-04 issued by the BSP, the Registrar shall send each Bondholder, in the mode elected by such Bondholder in the Application to Purchase or the Registration Form, a written statement of registry holdings at least quarterly (at the cost of the Issuer) and a written advice confirming every receipt or transfer of the Bonds that is effected in the Registrar's system (at the cost of the relevant Bondholder). Such statement of registry holdings shall serve as the confirmation of ownership of the relevant Bondholder as of the date thereof. Any requests of Bondholders for certifications, reports or other documents from the Registrar, except as provided herein, shall be for the account of the requesting Bondholder. No transfers of the Bonds may be made during the period intervening between and commencing on the Record Date and the relevant Interest Payment Date.

Transfers; Tax Status

The Registrar shall ultimately and conclusively determine all matters regarding the evidence necessary to effect any such transfers. Settlement in respect of such transfers or change of title to the Bonds, including the settlement of any documentary stamp taxes, if any, arising from subsequent transfers, shall be settled directly between the transferee and/or the transferor Bondholders.

Transfers across Tax Categories shall not be allowed except on Interest Payment Dates that fall on a Banking Day. Restricted transfers include, but are not limited to, transfers between taxable and non-taxable entities, between taxable entities of different tax categories (where tax-withheld entities with different final withholding tax rates (e.g. 20%, 25%) are considered as belonging to different tax categories), or between parties who claim the benefit of a tax treaty; provided, however, that transfers from a tax-exempt category to a taxable tax category on a non-Interest Payment Date shall be allowed using the applicable tax-withheld series name to ensure that the computation is based on the final withholding tax rate of the taxable party to the trade. Should this transaction occur, the tax-exempt entity shall be treated as belonging to the same tax category as its taxable counterpart for the interest period within which such transfer occurred. A Bondholder claiming tax-exempt status is required to submit a written notification of the sale or purchase to the Registrar, including the tax status of the transferor or transferee, as appropriate, together with the supporting documents specified under the Registry and Paying Agency Agreement upon submission of the account opening documents to Registrar. Transfers taking place in the Registry Book after the Bonds are listed on PDEX shall be allowed between tax-

exempt and non-tax-exempt entities without restriction and observing the tax exemption of tax-exempt entities, if and/or when so allowed under and in accordance with the relevant rules, conventions, and guidelines of PDEX and PDTC.

Secondary Trading of the Bonds

The Issuer intends to list the Bonds at PDEX for secondary market trading or such other securities exchange as may be licensed as such by the SEC. Secondary market trading in PDEX shall follow the applicable PDEX rules, conventions, and guidelines governing trading and settlement between bondholders of different tax status and shall be subject to the relevant fees of PDEX and PDTC. Upon listing of the Bonds with PDEX, investors shall course their secondary market trades through PDEX Brokering Participants for execution in the PDEX Trading Platform in accordance with PDEX Trading Rules, Conventions and Guidelines, and shall settle such trades on a Delivery versus Payment (“DvP”) basis in accordance with PDEX Settlement Rules and Guidelines. The PDEX rules and conventions are available on the PDEX website (www.pds.com.ph). An Investor Frequently Asked Questions (“FAQ”) discussion on the secondary market trading, settlement, documentation and estimated fees are also available on the PDEX website.

MARKET INFORMATION ON OTHER DEBT SECURITIES

While there are already listed debt securities of AEV on PDEX, these securities have maturities that may be different from the Series C Bonds and Series D Bonds, and were priced at a time when benchmark rates were likely different. As such, the listed price of the said securities may not necessarily be directly comparable with the Series C Bonds and Series D Bonds.

RANKING

The Bonds shall constitute the direct, unconditional, unsecured and unsubordinated Philippine Peso-denominated obligations of the Issuer and shall rank *pari passu* and ratably in priority of payment without any preference or priority amongst themselves and at least *pari passu* with all other present and future unsecured and unsubordinated obligations of the Issuer, other than (i) obligations preferred by the law; (ii) any obligation incurred by the Issuer pursuant to Section 5.2 (a) of the Trust Agreement or as may be allowed by the Trust Agreement; and (iii) other Indebtedness or obligations disclosed by the Issuer to the Trustee as of Issue Date. The Bonds shall effectively be subordinated in right of payment to, among others, all of AEV’s secured debts to the extent of the value of the assets securing such debt and all of its debt that is evidenced by a public instrument under Article 2244(14) of the Civil Code of the Philippines, unless the Issuer procures a waiver of the preference created by such notarization or equally and ratably extend such preference to the Bonds.

INTEREST

Interest Payment Dates

The Bonds shall bear interest on the principal amount from and including the Issue Date at the rate of [·]% per annum for the Series C Bonds, and [·]% per annum for the Series D Bonds, payable quarterly in arrears starting on [December 21, 2023] for the first interest payment date, and [March 21], [June 21], [September 21], and [December 21] of each year for each subsequent Interest Payment Date at which the Bonds are outstanding, or the subsequent Banking Day, without adjustment to the amount due, if such Interest Payment Date is not a Banking Day; provided, that if the Issue Date is set at a date other than [September 21, 2023], then the Interest Payment Dates will be automatically adjusted to the numerically corresponding dates at every quarter following the actual Issue Date. The last Interest Payment Date shall fall on the Maturity Date, or the immediately succeeding Banking Day if such date is not a Banking Day, without any adjustment to the amount due.

The cut-off date in determining the existing Bondholders entitled to receive interest or principal amount due shall be, as used with respect to any Interest Payment Date, the day which is two (2) Banking Days prior to the relevant Interest Payment Date (the “**Record Date**”), which shall be the reckoning day in determining the Bondholders entitled to receive interest, principal or any other amount due under the Bonds, provided that if

such day falls on a non-Banking Day, the Record Date shall be the next Banking Day immediately preceding said date. No transfers of the Bonds may be made during this period intervening between and commencing on the Record Date and the relevant Interest Payment Date.

Interest Accrual

Each of the Series C Bonds and Series D Bonds shall cease to bear interest from and including the Maturity Date, as defined in the discussion on “*Final Redemption*,” unless, upon due presentation, payment of the principal in respect of the Bond then outstanding is not made, is improperly withheld or refused, in which case the Penalty Interest (see “*Penalty Interest*”) shall apply.

Determination of Interest Amount

The interest shall be calculated on the basis of a three hundred and sixty (360)-day year consisting of twelve (12) months of thirty (30) days each and, in the case of an incomplete month, the number of days elapsed on the basis of a month of thirty (30) days.

REDEMPTION AND PURCHASE

Final Redemption

Unless previously purchased and cancelled, the Bonds shall be redeemed at par or 100% of face value on the respective Maturity Dates. However, payment of all amounts due on such date may be made by the Issuer through the Paying Agent, without adjustment, on the succeeding Banking Day if the Maturity Date is not a Banking Day.

Early Redemption Option

Prior to the respective Maturity Dates of each series of the Bonds, the Issuer shall have the right, but not the obligation, granted to the Issuer under the Terms and Conditions to redeem in whole (and not in part), the outstanding Bonds on the Early Redemption Dates, as provided below, or the immediately succeeding Banking Day if such date is not a Banking Day, without any adjustment in the amount of interest as originally computed. (the “**Early Redemption Dates**”).

The amount payable to the Bondholders in respect of the Early Redemption Option exercise (the “**Early Redemption Price**”) shall be calculated based on the principal amount of the Series C Bonds and Series D Bonds being redeemed as the aggregate of the: (i) accrued interest computed from the last Interest Payment Date up to the relevant Early Redemption Date; and (ii) the product of the principal amount and the applicable Early Redemption Price in accordance with the following schedules:

Series C Bonds	
Early Redemption Dates	Early Redemption Price (inclusive of prepayment penalty)
2 years from the Issue Date and every Interest Payment Date thereafter before the 3 rd year from the Issue Date	101.50%
3 years from the Issue Date and every Interest Payment Date thereafter before the 4 th year from the Issue Date	101.00%
4 years from the Issue Date and every Interest Payment Date thereafter before the Maturity Date	100.25%

Series D Bonds	
Early Redemption Dates	Early Redemption Price (inclusive of prepayment penalty)
5 years from the Issue Date and every Interest Payment Date thereafter before the 6 th year from the Issue Date	102.50%
6 years from the Issue Date and every Interest Payment Date thereafter before the 7 th year from the Issue Date	102.00%
7 years from the Issue Date and every Interest Payment Date thereafter before the 8 th year from the Issue Date	101.50%
8 years from the Issue Date and every Interest Payment Date thereafter before the 9 th year from the Issue Date	101.00%
9 years from the Issue Date and Every Interest Payment Date thereafter before the Maturity Date	100.25%

The Issuer shall give not less than thirty (30) nor more than sixty (60) days prior written notice to the Bondholders through the Trustee of its intention to redeem the Series C Bonds or the Series D Bonds, which notice shall be irrevocable and binding upon the Issuer to effect such early redemption of the Series C Bonds or the Series D Bonds on the Early Redemption Date stated in such notice. For the avoidance of doubt, notice to the Trustee shall be considered notice to the Bondholders.

Redemption for Taxation Reasons

The Issuer may redeem the Series C Bonds and Series D Bonds in whole, but not in part, on any Interest Payment Date (having given not more than sixty (60) nor less than fifteen (15) days' notice to the Trustee) at par or 100% of the face value plus accrued interest, subject to the requirements of Applicable Law, if payments under the Series C Bonds or Series D Bonds become subject to additional or increased taxes other than the taxes and rates of such taxes prevailing on the Issue Date as a result of certain changes in Applicable Law, and such additional or increased rate of such tax cannot be avoided by use of reasonable measures available to the Issuer.

For avoidance of doubt, the Issuer shall not be liable for the payment of the additional or increased taxes, as such, additional or increased taxes shall be for the account of the Bondholders.

The Trustee, upon receipt of written notice of redemption delivered by the Issuer, shall declare the principal of the Series C Bonds or Series D Bonds, including all accrued interest, to be immediately due and payable, and upon such declaration the same shall be immediately due and payable without any prepayment penalty that is imposed under an Early Redemption, anything in the Trust Agreement or in the Series C Bonds or Series D Bonds contained to the contrary notwithstanding.

Mandatory Redemption

If any one or more of the following events shall occur, in the reasonable opinion of the Bondholders holding at least two-thirds (2/3) of the outstanding amount of the Bonds for the events contemplated in (a), (b) or (c) below or the Majority Bondholders for the events contemplated in (d) below (and with written notice to the Trustee), and be continuing for a period of thirty (30) Banking Days with respect to the events contemplated in (a) or (c) below:

- a. Any law, government and/or non-government consent, license, authorization, registration or approval now or hereafter necessary to enable the Issuer to comply with its obligations under the Trust Agreement or the Bonds which shall be modified in a manner which, while not constituting an Event of Default, will materially and adversely affect the ability of the Issuer to comply with such obligations, or shall be withdrawn or withheld;
- b. Any provision of the Trust Agreement or any of the related documents is or becomes invalid, illegal or unenforceable by reason of: (i) any final judgment or order by a court of competent authority; or (ii) notwithstanding any pending action before a court of competent authority: (x) any final and effective act of any Government Authority, or (y) any final and effective law, rule, or regulation to the extent that it becomes for any reason unlawful for the Issuer to give effect to its rights or obligations hereunder, or to enforce any provisions of the Trust Agreement or any of the related documents in whole or in part, or any law is introduced to prevent or restrain the performance by the parties hereto of their obligations under the Trust Agreement or any other related documents;
- c. Any concessions, permits, rights, franchise or privileges required for the conduct of the business and operations of the Issuer shall be revoked, canceled or otherwise terminated, or the free and continued use and exercise thereof shall be curtailed or prevented, by reason of: (i) any final judgment or order by a court of competent authority; or (ii) notwithstanding any pending action before a court of competent authority: (x) any final and effective act of any Government Authority, or (y) any final and effective law, rule, or regulation, in such a manner as to materially and adversely affect the financial condition or operations of the Issuer; and
- d. Any Government Authority or any competent authority condemns, seizes, or expropriates all or substantially all of the assets or properties of the Issuer, unless such act is contested in good faith by the Issuer or unless such act is suspended or restrained by an order of a court of competent jurisdiction;

then, the Trustee, by notice in writing delivered to the Issuer, may declare the principal of the Bonds, including all accrued interest and other charges thereon, if any, to be immediately due and payable, and upon such declaration the same shall be immediately due and payable without any prepayment penalty that is imposed under an Early Redemption, anything in the Trust Agreement or in the Bonds contained to the contrary notwithstanding, subject to the notice requirements under Section 10.2 of the Trust Agreement, provided that, such notice shall not be deemed either caused by a default under Section 9.1, or a notice of default under Section 10.2. The Issuer shall also have the option to redeem in whole, but not in part, the Bonds at par (or 100% of face value) and paid together with the accrued interest thereon, by giving not more than sixty (60) nor less than thirty (30) (or such shorter period prescribed by Applicable Law, if any) days' notice to the Trustee.

Purchase

The Issuer may at any time purchase any of the Bonds at any price in the open market or by tender or by contract in accordance with PDEX Rules, which may be amended from time to time, without any obligation to purchase Bonds pro-rata from all Bondholders. Bonds so purchased shall be redeemed and cancelled and may not be re-issued.

Upon listing of the Bonds on PDEX, the Issuer shall disclose any such transactions in accordance with the applicable PDEX disclosure rules.

Payments

The principal of, interest on, and all other amounts payable on the Bonds shall be paid to the Bondholders by crediting the settlement accounts designated by each of the Bondholders. The principal of, and interest on, the Bonds shall be payable in Philippine Pesos, net of final taxes and fees (if any). AEV shall ensure that so long as any of the Bonds remains outstanding, there shall at all times be a Paying Agent for the purposes of the Bonds. AEV may terminate the appointment of the Paying Agent, as provided in the Registry and Paying Agency

Agreement. In the event the appointed office of any institution shall be unable or unwilling to continue to act as the Paying Agent, AEV shall appoint the Makati City office of such other leading institution in the Philippines authorized to act in its place. The Paying Agent may not resign its duties or be removed without a successor having been appointed.

Payment of Additional Amounts - Taxation

Interest income on the Bonds is subject to final withholding tax at rates depending on the tax status of the relevant Bondholder under relevant law, regulation, or tax treaty. Except for such final withholding tax and as otherwise provided below or in the Trust Agreement, and without prejudice to the right of the Issuer to exercise its option to redeem the Series C Bonds or Series D Bonds for taxation reasons, all payments of principal and interest are to be made free and clear of any deductions or withholding for or on account of any present or future taxes or duties imposed by or on behalf of Republic of the Philippines, including, but not limited to, issue, registration or any similar tax or other taxes and duties, including interest and penalties, if any. If such taxes or duties are imposed, the same shall be for the account of the Issuer; provided however that, the Issuer shall not be liable for the following:

1. The applicable final withholding tax applicable on interest earned on the Series C Bonds and Series D Bonds prescribed under the Tax Code, as amended, and its implementing rules and regulations as may be in effect from time to time. Without prejudice to any new or additional requirements as may be required under new or amendatory regulations, an investor who is exempt from the aforesaid withholding tax, or is subject to a preferential withholding tax rate, shall be required to submit the following requirements to the Registrar, subject to acceptance by the Issuer as being sufficient in form and substance:
 - a. A current and valid BIR-certified true copy of the tax exemption certificate, ruling or opinion addressed to the relevant Applicant or Bondholder, confirming its exemption or preferential rate, as required under BIR Revenue Memorandum Circular No. 8-2014 including any clarification, supplement or amendment thereto;
 - b. Proof of Tax Exemption or Entitlement to Preferential Tax Rates
 - i. For (a) tax-exempt corporations and associations under Section 30 of the Tax Code (except non-stock, non-profit educational institutions under Section 30(H) of the Tax Code), including non-stock savings and loan associations; (b) cooperatives duly registered with the Cooperative Development Authority; and (c) BIR-approved pension funds and retirement plans – certified true copy of a valid, current, and subsisting tax exemption certificate, ruling, or opinion issued by the BIR. For this purpose, a tax exemption certificate or ruling shall be deemed “valid, current, and subsisting” if it has not been more than three (3) years since the date of issuance thereof, and has not been revoked, amended, or modified;
 - ii. For Tax-Exempt Personal Equity Retirement Account established pursuant to PERA Act of 2008 – certified true copy of the Bondholder’s current, valid, and subsisting Certificate of Accreditation as PERA Administrator (BIR Form No. 2336);
 - iii. For all other tax-exempt entities (including, but not limited to, (a) non-stock, non-profit educational institutions; (b) government-owned or -controlled corporations; and (c) foreign governments, financing institutions owned, controlled or enjoying refinancing from foreign governments, and international or regional financial institutions established by foreign governments) – certified true copy of a tax exemption certificate, ruling, or opinion issued by the BIR expressly stating that their income is exempt from income tax and, consequently, withholding tax; and
 - iv. For entities claiming tax treaty relief – original or certified true copies of the following documents:

General requirements:

- A. Original Tax Residency Certificate (“**TRC**”) duly issued by the tax authority of the foreign country in which the Bondholder is a resident;
- B. Original and duly notarized Special Power of Attorney (“**SPA**”) issued by the Bondholder to the Issuer, expressly stating the Issuer’s authority to sign the Application Form for Treaty Purposes (BIR Form No. 0901-I) and to file a request for confirmation with the BIR on behalf of the Bondholder;

Additional requirements for legal persons and arrangements, and individuals:

- C. Authenticated copy of the Bondholder’s Articles/Memorandum of Incorporation/Association, Trust Agreement, or equivalent document confirming its establishment or incorporation, with an English translation thereof if in foreign language;
- D. For legal persons and arrangements – original Certificate of Non-Registration or certified true copy of License to Do Business in the Philippines duly issued by the SEC to the Bondholder;
- E. For individuals – original Certificate of Business Registration/Presence duly issued by the DTI to the Bondholder;

Additional requirements for entities:

- F. Certified true copy of the law of the foreign country showing that tax is imposed on the owners or beneficiaries of the Bondholder;
- G. List of owners/beneficiaries of the Bondholder;
- H. Proof of ownership of the Bondholder; and
- I. TRC duly issued by the concerned foreign tax authority to the owners or beneficiaries of the Bondholder.

All documents executed in a foreign country must either be authenticated by the Philippine Embassy stationed therein or apostilled if the said foreign country is a signatory to the Convention Abolishing the Requirement of Legalisation for Foreign Public Documents (HCCH 1961 Apostille Convention) in order to be acceptable to the Issuer.

In addition, for subsequent interests due and subject to the requirements of new or amendatory regulations, the Bondholder shall submit to the Issuer an updated Application Form, a new TRC (if the validity period of the previously submitted TRC has already lapsed), and other relevant documents no later than the last day of the first month of the year when such subsequent interest payment/s shall fall due.

- c. A duly notarized declaration (in the prescribed form) warranting that the Bondholder’s tax-exemption certificate or ruling has not been revoked or cancelled and that there are no material changes in character, purpose, or method of operation of the Bondholder which are inconsistent with the basis of its income tax exemption, or warranting the Bondholder’s entitlement to preferential treaty rates, and undertaking to immediately notify the Issuer and the Registrar and Paying Agent of any suspension or revocation of its tax exemption or treaty privileges and agreeing to indemnify and hold the Issuer and Registrar and Paying Agent free and harmless against any claims, actions, suits and liabilities arising from the non-withholding or reduced withholding of the required tax; and
- d. Such other documentary requirements as may be reasonably required by the Issuer or the Registrar or Paying Agent, or as may be required under applicable regulations of the relevant taxing or other authorities.

Failure to submit any of the documents provided under (a), (b), and (c) above, as may be applicable, will result in the application of the regular income tax rate provided under the Tax Code.

Unless properly provided with satisfactory proof of the tax-exempt status of an Applicant or Bondholder, the Registrar and Paying Agent may assume that said Applicant or Bondholder is taxable and proceed to apply the tax due on the Bonds. Notwithstanding the submission by the Applicant or Bondholder, or the receipt by the Issuer or any of its agents, of documentary proof of the tax-exempt status of an Applicant or Bondholder, the Issuer may, in its sole and reasonable discretion, determine that such Applicant or Bondholder is taxable and require the Registrar and Paying Agent to proceed to apply the tax due on the Bonds. Any question on such determination shall be referred to the Issuer.

2. Any applicable taxes on other income due to any Bondholder arising from the Series C Bonds or Series D Bonds, including but not limited to the prepayment penalty, if and when applicable;
3. GRT under Section 116 of the Tax Code, as amended;
4. Taxes on the overall income of any securities dealer or Bondholder, whether or not subject to withholding; and
5. VAT under Section 108 of the Tax Code, as amended.

Documentary stamp tax for the primary issue of the Bonds and the execution of the Bond Agreements, if any, shall be for the Issuer's account.

FINANCIAL COVENANTS

The Issuer shall not incur any loan obligation with a maturity of more than one (1) year, if on the transaction date, after giving effect to the incurrence of such loan obligation, and any other such cumulative obligations, but not giving any effect to the receipt or application of proceeds therefrom, the Net Debt, as at the last day of the relevant period immediately preceding the transaction date, to Consolidated Equity, in respect of the Relevant Period immediately preceding the transaction date ("**Net Debt-to-Equity Ratio**"), will exceed 3:1.

Other than the above, there are no other financial covenants that AEV will maintain with respect to the Bonds. The Trust Agreement provides for other covenants of the Bonds.

For the schedule of the Issuer's relevant consolidated financial ratios as of March 31, 2023, December 31, 2022, December 31, 2021, and December 31, 2020 please refer to the table below as well as the "Management's Discussion and Analysis of Financial Condition and Results of Operations" section beginning on page [·] onwards.

	March 31, 2023	December 31, 2022	December 31, 2021	December 31, 2020
Interest Coverage Ratio	3.5	3.6	3.3	2.7
Return on Common Equity	n.a.	10.4%	15.2%	9.0%
Current Ratio	1.8	1.9	2.3	1.6
Net Debt-to-Equity Ratio	0.7	0.7	0.6	1.2

EVENTS OF DEFAULT

Upon the occurrence of any of the events enumerated below, the Issuer, pursuant to Section 5.1.d of the Trust Agreement, shall promptly notify the Bondholders through the Trustee in writing of the occurrence of such event.

Each of the following events constitutes an Event of Default.

1. **Payment Default.** The Issuer fails to pay when due and payable any amount of principal or interest which the Issuer is obligated to pay the Bondholders under the Trust Agreement and the Bonds, provided that such non-payment shall not constitute an Event of Default if such failure to pay is remedied within seven (7) Banking Days from due date thereof.

The Issuer fails to pay when due and payable any other amount payable by the Issuer in respect of the Bonds and under the Trust Agreement in the manner, at the place, and in the currency in which it is expressed to be payable, and such non-payment continues for thirty (30) days from the date such payment is due. These other amounts include Penalty Interest, insofar as the payment of such interest is concerned.

2. **Representation/Warranty Default.** Except for clerical or typographical errors, any representation or warranty made by the Issuer in the Trust Agreement or in any document issued pursuant thereto or otherwise in connection therewith shall prove to have been untrue, incorrect, or misleading in any material respect as at the time it was made or deemed to have been made or is violated or not complied with, and the circumstances which cause such representation or warranty to be incorrect or misleading continue for not less than thirty (30) days (or such longer period as the Majority Bondholders shall approve) after receipt of written notice from the Trustee to that effect.
3. **Other Provisions Default.** The Issuer fails to perform or comply with any other term, obligation, or covenant contained in the Trust Agreement or in any other document or instruments related or otherwise in connection therewith in any material respect and any such failure, violation, non-compliance is not remediable or if remediable, continues unremedied for a period of ninety (90) days for financial covenants and sixty (60) days for all other covenants from the date after written notice thereof shall have been given by the Trustee; provided, however, that for the avoidance of doubt, no additional grace period shall apply to the Events of Default.
4. **Cross-Default.** The Issuer violates any other material obligation by the Issuer with any bank, financial institution or other person, corporation or entity for the payment of borrowed money which constitutes an event of default under said contract, or in general, violation of any, law or regulation which violation, if remediable, is not remedied by the Issuer within thirty (30) Banking Days from receipt of notice by the Trustee to the Issuer, or which violation is otherwise not contested by the Issuer, and the effect of such violation results in the acceleration or declaration of the whole financial obligation to be due and payable prior to the stated normal date of maturity; and which violation will, further, in the reasonable opinion of at least two-thirds (2/3) of the Bondholders, adversely and materially affect the performance by the Issuer of its obligations under the Trust Agreement and the Bonds. Provided, however, that no Event of Default will occur under this paragraph unless the aggregate amount of indebtedness in respect of which one or more of the events above mentioned has/have occurred equals or is in excess of five percent (5%) of the Fair Market Value of Assets of the Issuer.
5. **Insolvency Default.** The Issuer becomes insolvent or is unable to pay its debts when due or commits or permits any act of bankruptcy, which act shall include: (i) the filing of a petition in any bankruptcy, reorganization, winding up or liquidation of the Issuer, the appointment of a receiver, liquidator, assignee, trustee, or sequestrator of the Issuer, or a substantial part of its property or assets or a substantial part of its capital stock or to assume custody or control of the Issuer, or the ordering of its dissolution, winding-up or liquidation of its affairs, or any other proceeding analogous in purpose and effect: provided, however, that in case the foregoing petition is filed by any other party, other than the Issuer, such event shall be considered a declared Event of Default only upon the issuance of a final order by a court of competent authority; (ii) the making of an assignment by the Issuer of substantially all or all

of its assets, or in fraud of creditors; (iii) the admission in writing by the Issuer of its inability to pay its debts; provided, that, the issuance of any such decree or order shall not be an Event of Default if the same shall have been dismissed or stayed by injunction or otherwise within ninety (90) days from issuance thereof or such longer period as the Majority Bondholders may approve.

6. **Closure Default.** The Issuer voluntarily suspends or ceases operations of a substantial portion of its business for a continuous period of thirty (30) calendar days, except that if the closure is: (i) due to strikes or lockouts; or (ii) necessary to prevent business losses; or (iii) due to fortuitous events or force majeure, then such closure shall not be deemed a Closure Default.
7. **Judgment Default.** Any final judgment, decree, order, or arbitral award for the sum of money, damages or for a fine or penalty in excess of 20% of the Issuer's Fair Market Value of Assets or its equivalent in any other currency is entered against the Issuer and any relevant period specified for payment in such judgment, decree, order, agreement, or award and any extension thereof, shall have expired without being satisfied, discharged, or stayed within (i) ninety (90) calendar days after the date when payment is due under such judgment, decree, order, or award; or (ii) the relevant period provided by Applicable Law.
8. **Writ and Similar Process Default.** Any writ, warrant of attachment or execution, or similar process shall be issued or levied against all or substantially all of the Issuer's assets, and such writ, warrant, or similar process shall not be released, vacated, or fully bonded within sixty (60) days after its issue or levy (or such longer period as the Issuer satisfies the Majority Bondholders as appropriate under the circumstances).

CONSEQUENCES OF DEFAULT

Declaration by the Trustee or the Bondholders

1. If any one or more of the Events of Default shall occur and be continuing, the Trustee, upon the written direction of the Bondholders holding at least two-thirds (2/3) of the outstanding amount of the Bonds, by notice in writing delivered to the Issuer, may declare the principal of the Bonds then outstanding, including all interest accrued and unpaid thereon and all amounts due thereunder, to be due and payable immediately, anything contained in the Trust Agreement or in the Bonds to the contrary notwithstanding.
2. The provision above, however, is subject to the condition that, except in the case of a Writ and Similar Process Default under paragraph 8 of the Events of Default, the Majority Bondholders, by written notice to the Issuer and to the Trustee, may rescind and annul such declaration made by the Trustee pursuant to a consequence of default and its consequences, upon such terms, conditions and agreements, if any, as they may determine, including, in connection with a Cross Default, the fact that the non-payment of the obligation is contested in good faith by the Issuer; provided, that, no such rescission and annulment shall extend to or shall affect any subsequent default or shall impair any right consequent thereto. Any such waiver shall be conclusive and binding upon all the Bondholders and upon all future holders and owners of such Bonds, or any Bond issued in lieu thereof or in exchange therefor, irrespective of whether or not notation of such waiver is made upon the Bonds.
3. At any time after an Event of Default shall have occurred, the Trustee may:
 - a. by notice in writing to the Issuer, the Registrar and Paying Agent, require the Registrar and Paying Agent to:
 - i. hold all sums, documents and records held by them in respect of the Bonds on behalf of the Trustee; and/or
 - ii. deliver all evidence of the Bonds and all sums, documents and records held by them in respect of the Bonds to the Trustee or as the Trustee shall direct in such notice; provided, that, such

notice shall be deemed not to apply to any document or record which the Registrar and Paying Agent is not obliged to release by any Applicable Law; and

- b. by notice in writing to the Issuer, require the Issuer to make all subsequent payments in respect of the Bonds to the order of the Trustee and with effect from the issue of any such notice until such notice is withdrawn.

Notice of Default

The Trustee shall, within ten (10) days after the occurrence of an Event of Default give to the Bondholders written notice of any such Event of Default known to it unless the same shall have been cured before the giving of such notice; provided, that, in the case of a Payment Default under paragraph 1 of the Events of Default, the Trustee shall, upon written notice from the Paying Agent of the Issuer's failure to pay any amount of principal or interest which the Issuer is obligated to pay the Bondholders under the Trust Agreement and the Bonds, immediately notify the Bondholders upon the occurrence of such Payment Default. The existence of a written notice required to be given to the Bondholders under this Section shall be published in two (2) newspapers of general circulation in Metro Manila, Philippines for two (2) consecutive days, indicating in the published notice that the Bondholders or their duly authorized representatives may obtain an important notice regarding the Bonds at the principal office of the Trustee as indicated in the Trust Agreement upon presentation of sufficient and acceptable identification to the Trustee.

Subject to Applicable Law, in case of the occurrence of an Event of Default, the Issuer shall authorize the Registrar to provide the Trustee with the list of Bondholders containing the names and addresses of the Bondholders, the amount of the Bonds held by them, and such other information as may be agreed upon between the Registrar and the Issuer or a confirmation stating that the relevant Bondholder is included in the list of Bondholders in the Register of Bondholders.

Penalty Interest

In case any amount payable by the Issuer under the Bonds, whether for principal, interest, fees due to the Trustee, Registrar and Paying Agent or otherwise, is not paid on due date, the Issuer shall, without prejudice to its obligations to pay the said principal, interest and other amounts, pay penalty fee on the defaulted amount(s) at the rate of two percent (2%) per annum (the "Penalty Interest") from the time the amount fell due until it is fully paid.

Payments in the Event of Default

The Issuer covenants that upon the occurrence of any Event of Default, the Issuer will pay to the Bondholders, through the Paying Agent, the whole amount which shall then have become due and payable on all such outstanding Bonds with interest at the rate borne by the Bonds on the overdue principal and with Penalty Interest, where applicable, and in addition thereto the Issuer will pay to the Trustee such further amounts as shall be determined by the Trustee to be sufficient to cover the cost and expenses of collection, including reasonable compensation to the Trustee, its agents, attorneys and counsel, and any reasonable expenses or liabilities incurred in furtherance of the Trust Agreement and without negligence or bad faith by the Trustee hereunder.

Upon the occurrence of an Event of Default and in accordance with the requirements of the Trust Agreement, the Bondholders shall have the right, but not the obligation, to require the Issuer to redeem the Bonds in full, by payment of the amounts stated above, plus the principal amount, by delivery of the relevant evidence of the Bonds to the Trustee.

Application of Payments

Any money collected by the Trustee and any other funds held by it through the Registrar and Paying Agent or any other agent appointed by the Trustee in connection with the Bonds, which shall be delivered to the Paying

Agent, subject to any other provision of the Trust Agreement and the Registry and Paying Agency Agreement relating to the disposition of such money and funds, shall be applied by the Registrar and Paying Agent in the order of preference as follows:

First: To the payment of the costs, expenses, fees and other charges of collection, including reasonable compensation to the Trustee, the Registrar and Paying Agent, and each such Person's agents, attorneys and counsel, and all reasonable expenses and liabilities incurred or disbursement made by the Trustee, the Registrar and Paying Agent without bad faith or with the requisite diligence.

Second: To the payment of Penalty Interest.

Third: To the payment of the interest, in the order of the maturity of such interest.

Fourth: To the payment of the principal amount of the outstanding Bonds due and payable.

Fifth: The remainder, if any, shall be paid to the Issuer, its successors or assigns, or to whosoever may be lawfully entitled to receive the same, or as a court of competent jurisdiction may direct.

Except for any interest and principal payments, all disbursements of the Registrar and Paying Agent in relation to the Bonds shall require the conformity of the Trustee. The Registrar and Paying Agent shall render a monthly account of such funds under its control.

Remedies

All remedies conferred by the Trust Agreement to the Trustee and the Bondholders shall be cumulative and not exclusive and shall not be so construed as to deprive the Trustee or the Bondholders of any legal remedy by judicial or extrajudicial proceedings appropriate to enforce the conditions and covenants of the Trust Agreement.

No delay or omission by the Trustee or by any Bondholder to exercise any right or power arising from or on account of any default hereunder shall impair any such right or power, or shall be construed to be a waiver of any such default or an acquiescence thereto, and every power and remedy given in the Trust Agreement to the Trustee or to the Bondholder may be exercised from time to time and as often as may be necessary or expedient.

Ability to File Suit

No Bondholder shall have any right by virtue of or by availing of any provision of the Trust Agreement to institute any suit, action or proceeding for the collection of any sum due from the Issuer hereunder on account of principal, interest and other charges, or for the appointment of a receiver or trustee, or for any other remedy hereunder, unless all of the following conditions have been fulfilled: (1) such Bondholder previously shall have given to the Trustee written notice of an Event of Default and of the continuance thereof and the related request for the Trustee to convene a meeting of the Bondholders to take up matters related to their rights and interests under the Bonds; (2) the Majority Bondholders shall have decided and made a written request upon the Trustee to institute such suit, action or proceeding in its own name; (3) the Trustee for sixty (60) days after receipt of such notice and request shall have neglected or refused to institute any such suit, action or proceeding, unless such failure was due to any circumstance beyond its control; and (4) no directions inconsistent with such written request or waiver of default by the Bondholders shall have been made, it being understood and intended, and being expressly covenanted by every Bondholder with every other Bondholder and the Trustee, that no one or more Bondholder shall have any right in any manner whatsoever by virtue of or by availing of any provision of the Trust Agreement to affect, disturb or prejudice the rights of the holders of any other such Bonds or to obtain or seek to obtain priority over or preference to any other such holder or to enforce any right under the Trust Agreement, except in the manner herein provided and for the equal, ratable and common benefit of all Bondholders. For the protection and enforcement of the provisions of this Section, each and every Bondholder and the Trustee shall be entitled to such relief as can be given under the Applicable Law.

Waiver of Default by Bondholders

The Majority Bondholders may direct the time, method and place of conducting any proceeding for any remedy available to the Trustee or exercising any trust or power conferred upon the Trustee, or the Majority Bondholders may decide for and in behalf of the Bondholders to waive any past default except the Payment Default, Cross-Default, Insolvency Default, and Closure Default, and its consequences. In case of any such waiver, written notice of which shall be given to the Issuer by the Trustee, the Issuer, the Trustee and the Bondholders shall be restored to their former positions and rights hereunder, but no such waiver shall extend to any subsequent or other default or impair any right consequent thereto. Any such waiver by the Majority Bondholders shall be conclusive and binding upon all Bondholders and upon all future holders and owners thereof, irrespective of whether or not any notation of such waiver is made upon the certificate representing the Bonds.

Prescription

Claims in respect of principal and interest or other sums payable as a consequence of an Event of Default shall prescribe unless made within ten (10) years (in the case of principal or other sums) or five (5) years (in the case of interest) from the date on which payment becomes due.

MEETINGS OF BONDHOLDERS

Meetings

A meeting of Bondholders may be called at any time and from time to time pursuant to the provisions of this Section for the purpose of taking any action authorized to be taken by or on behalf of the holders of any specified aggregate principal amount of Bonds under any other provisions of the Trust Agreement or under Applicable Law and such other matters related to the rights and interests of the Bondholders under the Bonds. The Issuer shall authorize the Registrar and Paying Agent to provide the Trustee with the list of Bondholders containing the same information as required in Section 10.2, paragraph 2 of the Trust Agreement, or a confirmation stating that the relevant Bondholder is included in the list of Bondholders in the Registry Book for purposes of calling a meeting of the Bondholders.

Notice of Meetings

The Trustee may at any time call a meeting of the Bondholders, or the Majority Bondholders may direct in writing the Trustee to call a meeting of the Bondholders, to take any action specified herein, to be held at such time and at such place or mode as the Trustee shall determine. Notice of every meeting of Bondholders, setting forth the time and the place (or, if via electronic means, the mode) of such meeting and the purpose of such meeting in reasonable detail, shall be issued by the Trustee and sent by the Trustee to the Issuer and to each of the registered Bondholders or published in two (2) newspapers of general circulation in Metro Manila, Philippines not earlier than forty-five (45) days nor later than fifteen (15) days prior to the date fixed for the meeting. All reasonable costs and expenses incurred by the Trustee for the proper dissemination of the notices for the requested meeting, including the cost of the venue and other related expenses for the meeting, shall be advanced by or reimbursed by the Issuer within ten (10) days from receipt of the duly supported statement of account.

Failure of Trustee to Call a Meeting

In case at any time the Issuer, pursuant to a resolution of its Board, or the requisite number of Bondholders shall have requested the Trustee to call a meeting of the Bondholders by written request setting forth in reasonable detail the purpose of the meeting, and the Trustee shall not have mailed and published, the notice of such meeting within fifteen (15) Banking Days after receipt of such request, then the Issuer or such Bondholders may determine the time and place for such meeting and may call such meeting by mailing and publishing notice thereof, and the costs thereof shall be chargeable to the Trustee, except when such failure is beyond the control of the Trustee.

Quorum

The presence of the Majority Bondholders personally or by proxy shall be necessary to constitute a quorum to do business at any meeting of the Bondholders. The Trustee shall determine and record the presence of the Majority Bondholders, personally or by proxy. The Trustee shall rely on the records provided by the Registrar and Paying Agent and shall be held free and harmless for such reliance.

Procedure for Meetings

The Trustee shall preside at all the meetings of the Bondholders unless the meeting shall have been called by the Issuer or by the Bondholders, in which case the Issuer or the Bondholders calling the meeting, as the case may be, shall move for the election of the chairman and secretary of the meeting from among the Bondholders then present or represented during the meeting.

Any meeting of the Bondholders duly called pursuant to the provisions of this Section may be adjourned from time to time for a period or periods not to exceed in the aggregate one (1) year from the date for which the meeting shall originally have been called, and the meeting so adjourned may be held on another date without further notice. Any such adjournment may be ordered by Persons representing a majority of the aggregate principal amount of the Bonds represented at the meeting and entitled to vote, whether or not a quorum shall be present at the meeting.

In the event consent/s are requested from the Bondholders, the Bondholders' records with the Registrar as of the immediately preceding month-end prior to the date of the request shall be used by the Trustee until the results of the exercise is completed. Transfers or changes to ownership during any exercise shall be disregarded by the Trustee. Notwithstanding the foregoing, if the Registrar determines the record date of Bondholders according to the Registry and Paying Agency Agreement then such listing shall prevail and the Trustee shall rely on such records.

Voting Rights

To be entitled to vote at any meeting of the Bondholders, a person shall be a registered holder of the Bonds or a Person appointed by an instrument in writing as proxy by any such holder as of the date of such meeting. Bondholders shall be entitled to one (1) vote for every Ten Thousand Pesos (₱10,000.00) in principal amount of the Bonds held. The only Persons who shall be entitled to be present or to speak at any meeting of the Bondholders shall be the Persons entitled to vote at such meeting and any representative of the Issuer and its legal counsel.

Voting Requirement

All matters presented for resolution by the Bondholders in a meeting duly called for the purpose shall be decided or approved by the affirmative vote of the majority of the Bondholders present or represented in a meeting at which there is a quorum, except as otherwise provided in the Trust Agreement.

Any resolution of the Bondholders which has been duly approved with the required number of votes of the Bondholders as herein provided shall be binding upon all the Bondholders and the Trustee as if the votes were unanimous.

Role of the Trustee in Meetings of Bondholders

Notwithstanding any other provisions of the Trust Agreement, the Trustee may make such reasonable regulations as it may deem advisable for any meeting of the Bondholders, with regard to proof of ownership of the Bonds, the appointment of proxies by registered holders of the Bonds, the election of the chairman and the secretary, the appointment and duties of inspectors of votes, the submission and examination of proxies, certificates and other evidences of the right to vote, and such other matters concerning the conduct of the

meeting as it shall deem fit. The minutes of each meeting and any resolution made thereat shall be taken by the Trustee.

Evidence Supporting Bondholders' Action

Wherever in the Trust Agreement it is provided that the holders of a specified percentage of the aggregate outstanding principal amount of the Bonds may take any action (including the making of any demand or request, the giving of any notice or consent, or the taking of any other action), the fact that at the time of taking any such action the holders of such specified percentage have joined therein may be evidenced by: (i) any instrument executed by the Bondholders in person or by the agent or proxy appointed in writing; (ii) the duly authenticated record of voting in favor thereof at the meeting of the Bondholders duly called and held in accordance herewith; or (iii) a combination of such instruments and any such record of meeting of the Bondholders. The Trustee shall rely on the Registrar to authenticate all Bondholders' signature at all times.

Duties and Responsibilities of the Trustee

1. The Trustee shall coordinate with the Issuer, the Joint Lead Underwriters and Joint Bookrunners, and the Registrar and Paying Agent in relation to the performance of their respective responsibilities under the relevant Transaction Documents.
2. The Trustee shall act as trustee for and on behalf of the Bondholders and as such shall, in accordance with the terms and conditions of the Trust Agreement, monitor the compliance or non-compliance by the Issuer with all its representations and warranties, and the Issuer's observance of all its covenants and performance of all its obligations, under and pursuant to the Trust Agreement. The Trustee shall observe due diligence in the performance of its duties and obligations under the Trust Agreement. For the avoidance of doubt, notwithstanding any actions that the Trustee may take, the Trustee shall remain to be the party responsible to the Bondholders, and to whom the Bondholders shall communicate with in respect to any matters to be taken up with the Issuer.
3. The Trustee shall report regularly to the Bondholders any non-compliance by the Issuer with the Trust Agreement and, to the best of Trustee's knowledge, any development with respect to the Issuer based on official disclosures to the PDEX, PSE, SEC, or other regulatory agencies and that adversely affects the interest of the Bondholders, including any default by the Issuer on any of its obligations of which the Trustee may have knowledge based on official disclosures to the PDEX, PSE, SEC, or other regulatory agencies; provided, that for purposes hereof, the Trustee shall, without need of any further act or notice to the Issuer, publish a notice once in a newspaper of general circulation, binding upon all the Bondholders wherever situated or located, that the Bondholders or their duly authorized representatives may obtain a report regarding the Bonds at the principal office of the Trustee upon presentation of sufficient and acceptable identification and Registrar's confirmation.
4. The Trustee shall have custody of and hold in its name, for and in behalf of the Bondholders, the Master Certificates of Indebtedness for the total issuance of the Bonds.
5. The Trustee shall promptly and faithfully carry out the instructions or decisions of the Majority Bondholders issued or reached in accordance with Section 11 of the Trust Agreement.
6. The Trustee may, from time to time, request the Issuer to submit such certification of its officers, reports of its external auditors, and other documents relating to the Issuer's ability to comply with its obligations under the Bonds and the Trust Agreement, as well as to examine such records of the Issuer as may be related to the Issuer's obligations under the Bonds and the Trust Agreement.

The request shall be reasonable, made not less than seventy-two hours (72) hours prior to the intended date of examination and shall be in writing to the Issuer which shall include, in reasonable detail, the purpose for such request and the intended use of the requested documents or information. The Issuer may require the Trustee, its directors, officers, employees, representatives, agents, partners, consultants and

advisors to hold in confidence such documents and information furnished to the Trustee pursuant to said request or to limit the use thereof for the purpose intended as stated in the request, provided such limitation shall not apply if in conflict with the duties and responsibilities of the Trustee under any provision of the Trust Agreement.

7. The Trustee shall, prior to the occurrence of an Event of Default or after the curing or waiver of any Event of Defaults which may have occurred, perform only such duties as are specifically set forth in the Trust Agreement. In case of an Event of Default, the Trustee shall exercise such rights and powers vested in it by the Trust Agreement, and use the same degree of care and skill in their exercise, as a prudent man would exercise or use under the circumstances in the conduct of his own affairs under similar circumstances.
8. The Trustee shall inform the Bondholders of any event, breach of representations and warranties, and Events of Default within a reasonable period from the time that the Trustee learns or is informed of such events.

As to the Bondholders, the Trustee may presume that no Event of Default has occurred and the Issuer has complied with all its representations, warranties and covenants until it has received notice or has actual knowledge thereof.

9. Upon written request by the Issuer no later than 11:30 a.m. on a Banking Day, the Trustee shall send notice of any matter to the Bondholders, other than those matters notice of which is specifically required to be given to the Bondholders by another party under the Trust Agreement. If required, a copy of such notice shall be sent to the Registrar.
10. Except as may be necessary to perform its duties under this Agreement and as required by Applicable Law, the Trustee (i) shall permanently keep privileged and confidential, separate and distinct, any information, data, documents, files, properties, funds, or any other matter which it may acquire pursuant to this Agreement or obtained in the course of the performance of its duties and functions as a Trustee; (ii) shall refrain from disclosing any such information or item in any manner, whether written, verbal, telegraphic, coded, or encrypted, whether in physical, electronic, or any other form or media; and (iii) hereby undertakes not to use any such information or item for its own benefit or for the benefit of any of its clients regardless of whether or not such use can be shown to cause disadvantage, injury, or damage to the Issuer; provided, that where any disclosure of the foregoing information is required by Applicable Law, the Trustee shall properly apprise the Issuer of such disclosure and give reasonable opportunity to the Issuer to consider the same. This Section shall survive termination of the Trust Agreement.
11. The Trustee shall perform such other powers and functions as provided for elsewhere under the Trust Agreement.

Amendment or Supplemental Agreements

With the written consent of the Majority Bondholders, the Issuer, when authorized by a resolution of its Board, and the Trustee may, from time to time and at any time, enter into an agreement or agreements supplemental hereto for the purpose of adding any provision to or changing in any manner or eliminating any of the provisions of the Trust Agreement; provided, however, that no such supplemental agreement shall:

1. Without the consent of each Bondholder affected thereby:
 - a. extend the Maturity Date of the relevant Series C Bonds and/or Series D Bonds;
 - b. reduce the principal amount of the relevant Series C Bonds and/or Series D Bonds;
 - c. reduce the rate or extend the time of payment of interest and principal thereon;
 - d. subordinate the Bonds to any other obligation of the Issuer;
 - e. make the Bonds payable in money other than that stated in the Bonds;

- f. reduce the amount payable upon the redemption or repurchase of any Bond under the terms and conditions of the Bonds, or change, alter or modify the periods in which any Bond may be redeemed;
2. Affect the rights of some of the Bondholders without similarly affecting the rights of all the Bondholders; or
3. Reduce the percentage required to be obtained of the Bondholders to consent to or approve any supplemental agreement or any waiver provided for in the Trust Agreement without the consent of all the Bondholders.

The Issuer and the Trustee may amend or waive any provisions of the Transaction Documents and it shall not be necessary to send a prior notice to, or obtain the consent of, the Bondholders under this Section for the purpose of:

- i. approving the particular form of any proposed supplemental agreement but such consent shall be necessary for the purpose of approving the substance thereof; and
- ii. any such amendment or waiver that is of a formal, minor, or technical nature or to correct a manifest error or inconsistency, without prior notice to or the consent of the Bondholders provided in all cases that such amendment or waiver does not adversely affect the interests of the Bondholders and provided further that all Bondholders are notified of such amendment or waiver.

Any consent given shall be conclusive and binding upon all Bondholders and upon all future holders and owners thereof or of any Bonds issued in lieu thereof or in exchange therefor, irrespective of whether or not any notation of such consent is made upon the Bonds.

Promptly after the execution by the Issuer and the Trustee of any supplemental agreement, the Issuer shall send a notice to the Bondholders setting forth in general terms the substance of such supplemental agreement. Any failure of the Issuer to send such notice or any defect therein shall not, however, in any way impair or affect the validity of any supplemental agreement.

MISCELLANEOUS PROVISIONS

Waiver of Preference

In the event that a primary obligation for payment shall arise out of the Trust Agreement, such as to constitute the Trust Agreement as a contract for the payment of an indebtedness or a loan, then it is understood and expressly agreed by the parties hereto that the obligation created under the Trust Agreement shall not enjoy any priority, preference or special privileges whatsoever over any indebtedness or obligations of the Issuer. Accordingly, whatever priorities or preferences that the Trust Agreement may have or any person deriving a right hereunder may have under Article 2244, paragraph 14(a) of the Civil Code of the Philippines are hereby absolutely and unconditionally waived and renounced.

Notice

Any notice or demand authorized by the Trust Agreement to be given to the Issuer and the Trustee shall be sufficiently given for all purposes hereof, if delivered or mailed at their respective addresses mentioned herein or at such address designated by them subsequently in writing.

Notices to the Bondholders shall be sent to their mailing address as set forth in the Register of Bondholders. Except where a specific mode of notification is provided for herein, notices to Bondholders shall be sufficient when made in writing and transmitted in any of the following modes: (i) registered mail; (ii) reputable surface mailing service; (iii) reputable overnight courier service (postage prepaid); (iv) electronic mail; (v) one-time

publication in a newspaper of general circulation in the Philippines; or (vi) personal delivery to the address of record in the Registry Book; or (vii) disclosure through the online disclosure system of the PDEX. The Trustee shall rely on the Registry Book provided by the Registrar, in determining the Bondholders entitled to notice.

All notices shall be deemed to have been received (i) ten (10) days from posting if transmitted by registered mail; (ii) fifteen (15) days from mailing, if transmitted by a reputable surface mailing service; (iii) upon the next Banking Day, if sent by reputable overnight courier service; (iv) on the date of transmission, if transmitted by electronic mail; provided, that no bounce mail, error or send failure notification is received by the sender; (v) on the date of publication; (vi) on the date of delivery, for personal delivery; or (vii) on the date of posting through the online disclosure system of PDEX, as applicable.

Binding and Conclusive Nature

Except as provided under the Trust Agreement, all notifications, opinion, determinations, certificates, calculations, quotations and decisions given, expressed, made or obtained by the Trustee for the purposes of the provisions of the Trust Agreement, shall (in the absence of willful default, bad faith or manifest error) be binding on the Issuer, and all Bondholders and (in the absence of willful default, bad faith or manifest error) no liability to the Issuer, the Registrar, the Paying Agent or the Bondholders shall attach to the Trustee in connection with the exercise or non-exercise by it of its powers, duties and discretions under the Trust Agreement, resulting from the Trustee's reliance on the foregoing.

The Trust Agreement shall be binding upon and shall be enforceable against the Issuer, the Trustee and the Bondholders and their respective successors and assigns; provided, however, that the Issuer shall not have the right to transfer or assign any and all of its rights or obligations in the Trust Agreement without the prior written consent of the Bondholders representing at least two-thirds (2/3) of the aggregate outstanding principal amount of the Bonds.

No PDIC Coverage

The Bondholders understand and acknowledge that investments in the Bonds are not covered by the Philippine Deposit Insurance Corporation ("PDIC") and that any loss or depreciation in the value of the assets of the Bondholders, resulting from the investments or reinvestment in the Bonds and the regular conduct of the Trustee's trust business shall be for the account of the Bondholder.

Dispute Settlement

In case any dispute shall arise between the Issuer, the Trustee or any of the Bondholders in respect of the Trust Agreement, or other related agreements or arrangements, the Issuer, the Trustee or any of the Bondholders shall attempt to resolve the same amicably by agreement which shall be in writing. However, if no such agreement is concluded within thirty (30) Banking Days from the time the dispute arose, or such period as may be reasonable under the circumstances, the parties may have recourse to the usual judicial action that may be obtained under the circumstances.

No Right to Set-Off

The Trustee shall have no right to apply funds or money of the Issuer on deposit with or in the custody of the Trustee or any of its branches, subsidiaries, or affiliates on reduction of amounts past due under the Trust Agreement.

Governing Law

The Bonds issued hereunder shall be governed by, and construed and interpreted in accordance with, the laws of the Republic of the Philippines.

THE COMPANY

Full information on the Group and the Offer is contained in the Prospectus and in this Preliminary Offer Supplement, subject to such modification as may be communicated by the Issuer from time to time. The following section is qualified in its entirety by, and should be read in conjunction with, the more detailed information contained in the Prospectus and audited financial statements, including notes thereto. All information contained in the Prospectus are deemed incorporated by reference in this Preliminary Offer Supplement.

The Issuer, AEV, is the public holding and management company of the Aboitiz Group, one of the largest conglomerates in the Philippines. As of June 30, 2022, among the 30 listed companies in the Philippine Stock Exchange Index, it is the fifth (5th) largest conglomerate based on assets, the fourth (4th) largest based on revenue and the fourth (4th) largest based on market capitalization. Incorporated on September 11, 1989, the Company was originally known as Cebu Pan Asian Holdings, Inc. Its name was changed to Aboitiz Equity Ventures Inc. on December 29, 1993, and its ownership was opened to the general public through an IPO of its common shares in 1994. AEV has been in business for 33 years.

Driven by the pursuit of advancing business and communities for the nation's development, AEV's core businesses, conducted through its various domestic and international Subsidiaries and Associates across 9 countries, are grouped into five main categories: (a) power generation, distribution, and retail electricity supply; (b) financial services; (c) food manufacturing; (d) real estate; and (e) infrastructure.

As of March 31, 2023, Aboitiz & Company, Inc. ("**ACO**") owns 48.59% of the outstanding capital stock of AEV, 4.79% are owned by directors, officers and related parties, while the remaining 46.60% are owned by the public.

The Company's common shares were listed on the PSE in 1994 and, as of March 31, 2023, AEV had a market capitalization of ₱272.50 billion, with a common share price of ₱48.40 per share. As of March 31, 2023, AEV's total equity was ₱345 billion.

The Company's key business groups representing each of its SBUs are as follows:

Power. AEV's power generation, distribution and retail electricity supply business is operated through Aboitiz Power Corporation ("**AboitizPower**") and its subsidiaries, joint ventures and associates (collectively, "**AboitizPower Group**"). Based on Energy Regulatory Commission ("**ERC**") Resolution No. 01-2022, dated March 31, 2022, the power generation business of AboitizPower ("**Power Generation Business**") is the second largest in the Philippines in terms of installed capacity. Moreover, AboitizPower has the second largest distribution utility in terms of captive customer connections and energy sales (based on the DOE's Distribution Development Plan 2016-2025) and the second largest market share (based on share in total retail market demand presented in ERC Competitive Retail Electricity Market Monthly Statistical Data as of May 2022) in the Philippines. AboitizPower is a pioneer in the building and operation of run-of-river mini hydropower plants in the country. Today, through its renewable energy subsidiaries, AboitizPower has the largest installed capacity of renewable energy under its market control (based on ERC Resolution No. 01-2022 dated March 31, 2022). AboitizPower is listed on the PSE and as of March 31, 2023, AboitizPower had a market capitalization of ₱273.74 billion, with a common share price of ₱37.20 per share.

Food. AEV's integrated agribusiness and food company is operated in the Philippines primarily through Pilmico Foods Corporation ("**Pilmico**") and its subsidiaries, and its international feeds business through Pilmico International Pte. Ltd. ("**Pilmico International**") and its various subsidiaries and associates (the food SBU collectively referred to herein as the "**Food Group**"). The Food Group is composed of three segments: (a) feeds and flour; (b) hog and layer farms; and (c) international animal nutrition. In July 2018, Pilmico International acquired 75% equity interest in Gold Coin Management Holdings, Ltd. ("**GCMH**") and its subsidiaries (collectively, the "**Gold Coin Group**"), expanding AEV's animal feed business into eight (8) countries across the Asia-Pacific region. In May 2019, Pilmico International acquired the remaining 25% equity interest in GCMH. The Gold Coin Group is a leading brand in animal nutrition with over 2,900 employees and 21 production facilities, with an installed milling capacity of three million MT per year. Following the GCMH acquisition, the Company

believes that the Food Group is the fourth largest animal feed producer in Southeast Asia based on internal market data of the capacities of major players within the market.

Financial Services. AEV's Financial Services Group is consolidated under its Associate, Union Bank and its Subsidiaries, which include City Savings Bank, Inc. ("**CitySavings**"), a thrift bank, UBP Investments Corporation ("**UIC**"), a holding company, and UBX Philippines Corporation ("**UBX PH**"), an innovation and technology company, and UnionDigital Bank Inc. ("**UnionDigital**"), a digital bank. UnionBank is a universal banking corporation listed on the PSE. UnionBank is among the top universal banks in the country based on assets as of March 31, 2023, as reported in disclosures made by private universal banks to the PSE. UnionBank had a market capitalization of ₱200 billion, with a common share price of ₱85.05 as of March 31, 2023.

Real Estate. AEV's development of residential communities is through AboitizLand, Inc. ("**AboitizLand**"). As of March 31, 2023, AboitizLand had [thirteen (13)] residential projects in the selling phase across three different product types: lot only, house and lot, and condominiums.

Infrastructure. The infrastructure and infrastructure-related investments of the Aboitiz Group are primarily undertaken through Aboitiz InfraCapital, Inc. ("**Aboitiz InfraCapital**") and AEV CRH. As of September 30, 2022, Aboitiz InfraCapital's business portfolio includes: (i) administrative franchises to provide, among others, water and wastewater-related services to residential, commercial and industrial customers in Batangas, Cebu and Davao; (ii) digital infrastructure; (iii) regional airports; and (iv) economic estates projects. AEV CRH is AEV's partnership with CRH plc, a global leader in the manufacture and supply of building materials and products. AEV CRH acquired Republic Cement & Building Materials, Inc. ("**RCBM**") and together with its subsidiaries and affiliates, the "**Republic Cement Group**") in 2015. As of March 31, 2023, the Company believes that the Republic Cement Group is one of the country's leading local cement manufacturing and distribution companies with five integrated plants and one grinding facility in operation across Luzon, Visayas, and Mindanao.

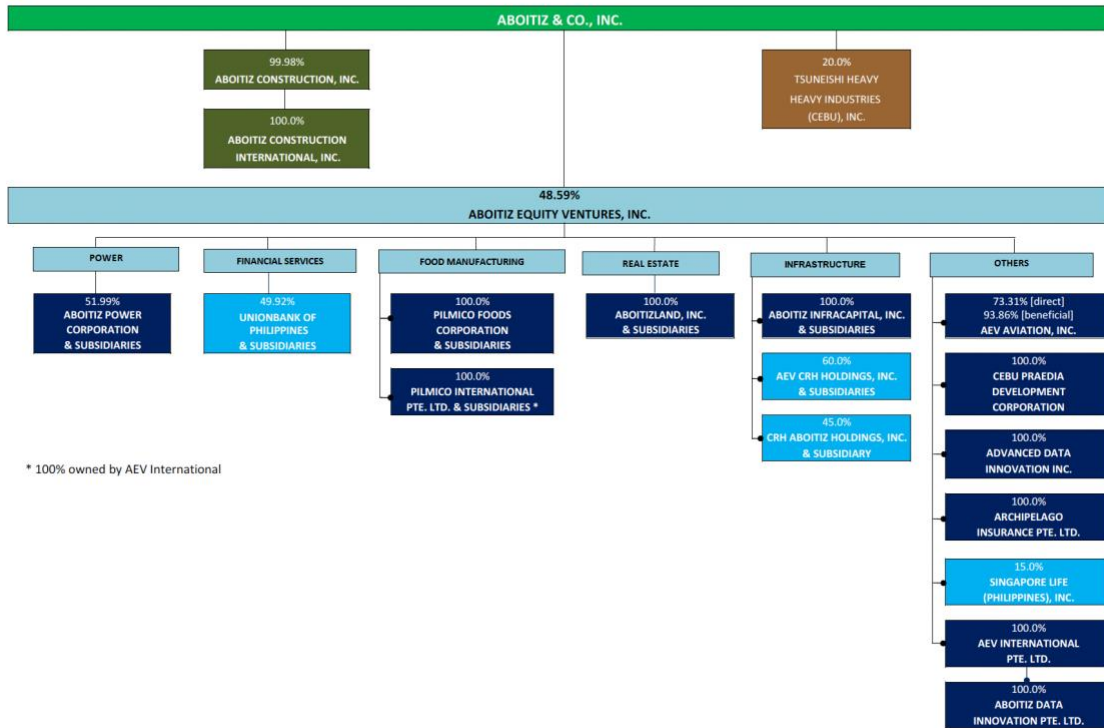
Others. AEV's other investments include holdings in: (a) aviation through AEV Aviation, Inc. ("**AEV Av**"), (b) insurance through Archipelago Insurance Pte. Ltd. ("**Archipelago Insurance**"), and (c) portfolio investments abroad through AEV International.

Below is the Aboitiz Group's corporate structure as of March 31, 2023:

ABOITIZ EQUITY VENTURES, INC. AND SUBSIDIARIES
CONGLOMERATE MAPPING
 As of December 31, 2022

Legend:

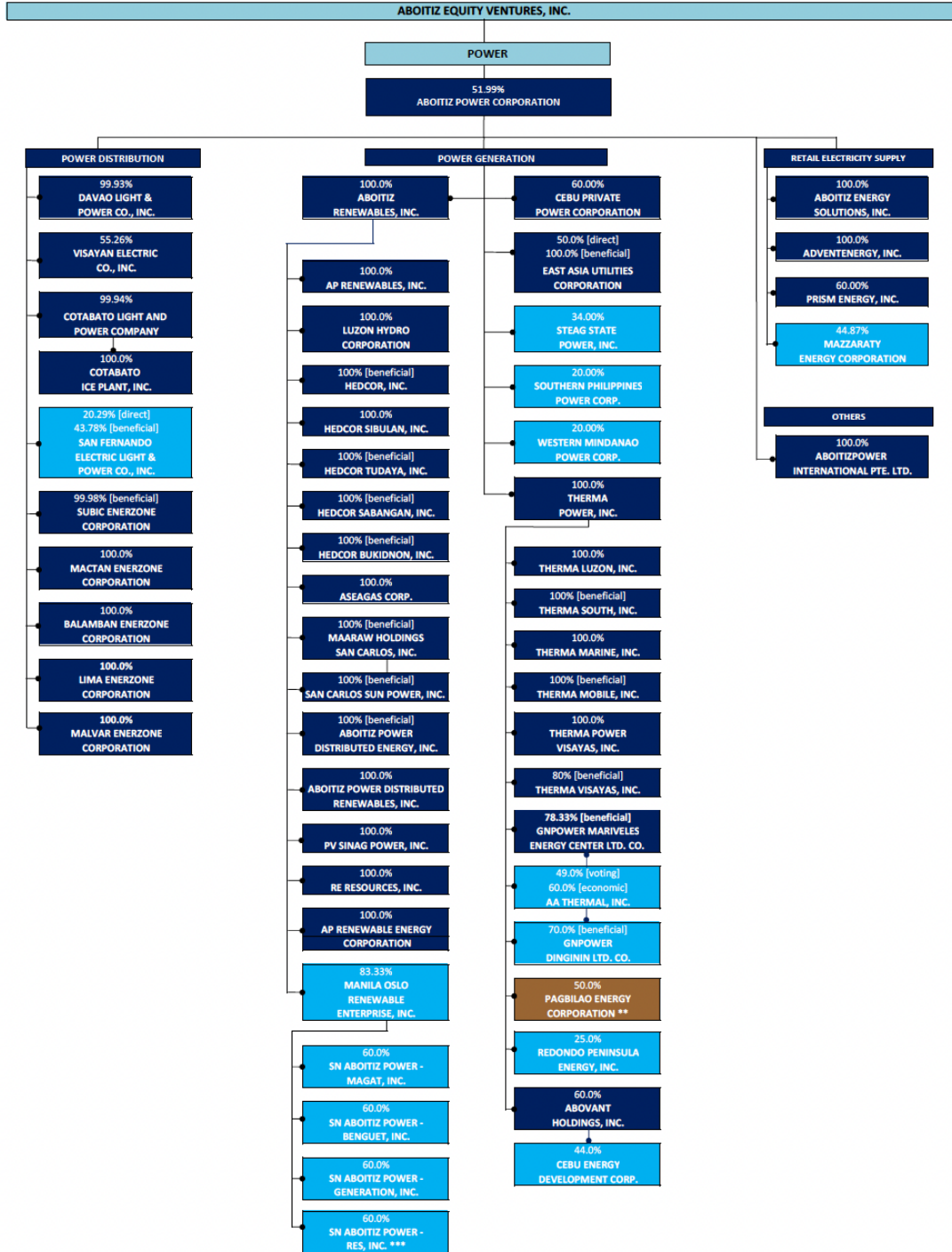
- Parent Company
- Reporting Company
- Co-Subsidiary
- Subsidiary
- Associate or Joint Venture
- Other Related Parties



* 100% owned by AEV International

ABOITIZ EQUITY VENTURES, INC. - POWER
CONGLOMERATE MAPPING
 As of December 31, 2022

Legend:
 Reporting Company
 Subsidiary
 Associate or Joint Venture
 Other Related Parties



** Joint Operations
 *** Engages in retail electricity supply business

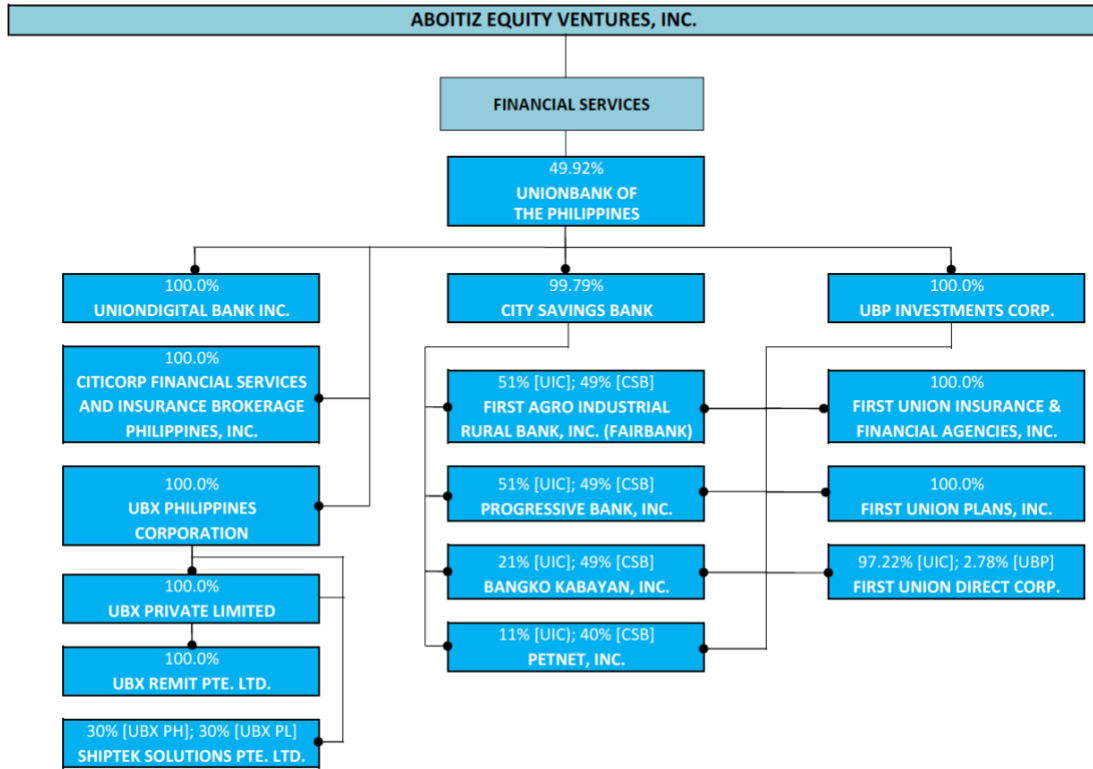
ABOITIZ EQUITY VENTURES, INC. - FINANCIAL SERVICES

CONGLOMERATE MAPPING

As of December 31, 2022

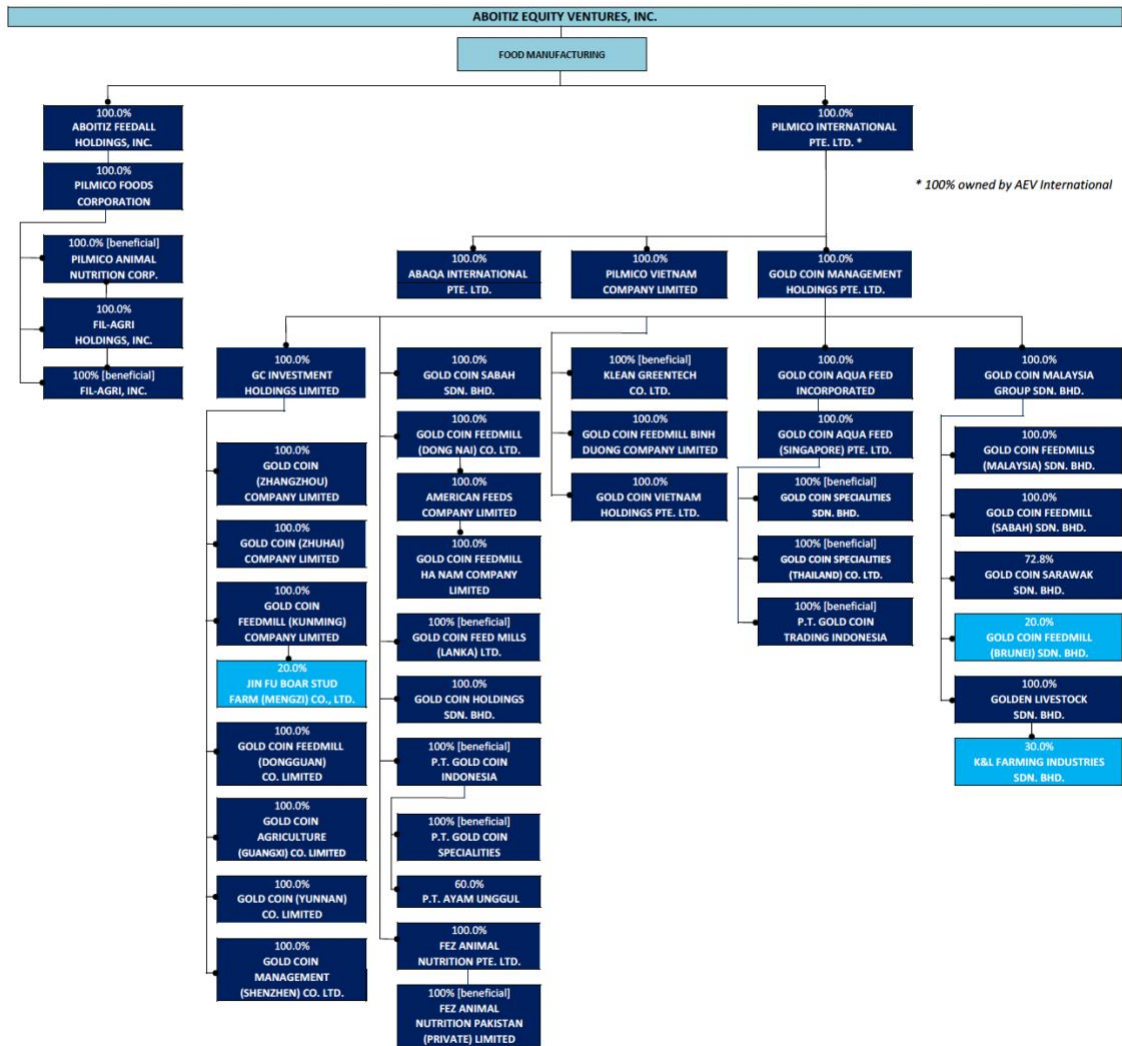
Legend:

- Reporting Company
- Subsidiary
- Associate or Joint Venture



ABOITIZ EQUITY VENTURES, INC. - FOOD MANUFACTURING
CONGLOMERATE MAPPING
 As of December 31, 2022

Legend:
 Reporting Company
 Subsidiary
 Associate or Joint Venture



* 100% owned by AEV International

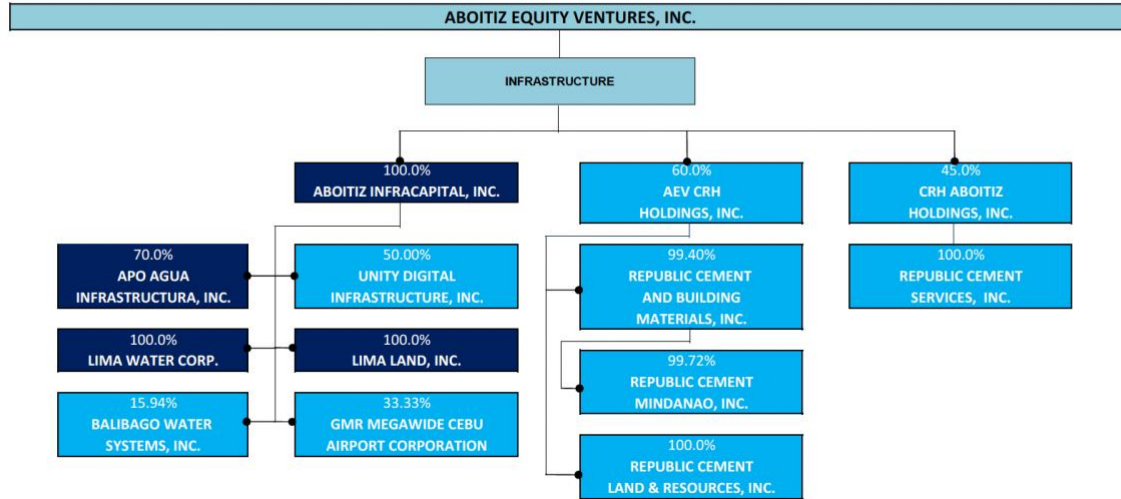
ABOITIZ EQUITY VENTURES, INC. - INFRASTRUCTURE

CONGLOMERATE MAPPING

As of December 31, 2022

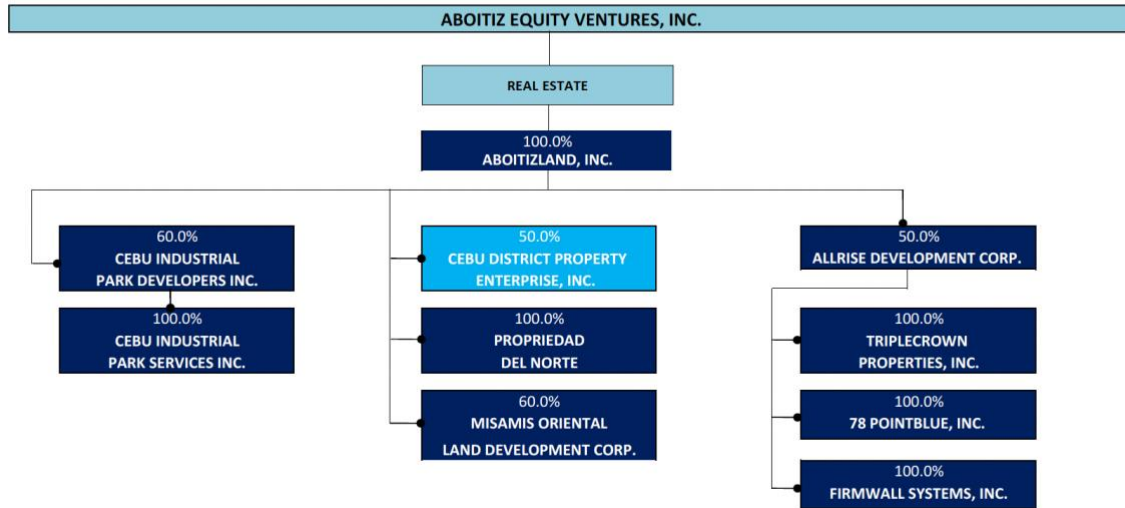
Legend:

- Reporting Company
- Subsidiary
- Associate or Joint Venture



ABOITIZ EQUITY VENTURES, INC. - REAL ESTATE
CONGLOMERATE MAPPING
 As of December 31, 2022

- Legend:**
- Reporting Company
 - Subsidiary
 - Associate or Joint Venture



BUSINESS DEVELOPMENT

Incorporated on September 11, 1989, the Company was originally known as Cebu Pan Asian Holdings, Inc. Its name was changed to Aboitiz Equity Ventures Inc. on December 29, 1993, and its ownership was opened to the general public through an Initial Public Offering of its common shares in 1994.

In 2013, AEV transferred its corporate headquarters from Cebu to Metro Manila. The transfer, including the corresponding amendment to the Company's corporate documents, was approved by the stockholders during the May 20, 2013 Annual Stockholders' Meeting. AEV's current principal office address is at 32nd Street, Bonifacio Global City, Taguig City, Metro Manila. AEV and its Subsidiaries still maintain administrative and liaison offices in Cebu.

As of March 31, 2023, ACO owns 48.59% of the outstanding capital stock of AEV, 4.79% are owned by directors, officers, and related parties, while the remaining 46.60% are owned by the public.

Neither AEV nor any of its Subsidiaries has ever been the subject of any bankruptcy, receivership or similar proceedings.

Power Generation, Distribution, and Retail Electricity Supply

The Aboitiz Group's involvement in the power industry began when members of the Aboitiz family acquired a 20% ownership interest in Visayan Electric in the early 1900s. The Aboitiz Group's direct and active involvement in the power distribution industry can be traced to the 1930s when ACO acquired Ormoc Electric Light Company and its accompanying ice plant, Jolo Power Company, and Cotabato Light. In July 1946, the Aboitiz Group strengthened its position in power distribution in the Southern Philippines when it acquired Davao Light, now the third largest privately-owned electric utility in the Philippines in terms of customers and annual GWh sales.

In December 1978, ACO divested its ownership interests in Ormoc Electric Light Company and Jolo Power Company to focus on the more lucrative franchises held by Cotabato Light, Davao Light, and Visayan Electric.

In response to the Philippines' pressing need for adequate power supply, the Aboitiz Group became involved in power generation, becoming a pioneer and industry leader in hydroelectric energy. In 1978, the Aboitiz Group incorporated Hydro-Electric Development Corporation ("**HEDC**"). HEDC carried out feasibility studies (including hydrological and geological studies), hydroelectric power installation and maintenance, and also developed hydroelectric projects in and around Davao City. On June 26, 1990, the Aboitiz Group also incorporated Northern Mini-Hydro Corporation (now Cleanergy, Inc., "**Cleanergy**"), which focused on the development of mini-hydroelectric projects in Benguet province in northern Luzon. By 1990, HEDC and Cleanergy had commissioned and were operating fourteen (14) plants with a combined installed capacity of 36 MW. In 1996, the Aboitiz Group led the consortium that entered into a build-operate-transfer ("**BOT**") agreement with NPC to develop and operate the 70 MW Bakun AC hydroelectric plant (the "**Bakun Plant**") in Ilocos Sur.

AEV's Power Business Unit, AboitizPower was incorporated on February 13, 1998 in Cebu City as a private holding company for the Aboitiz Group's investments in power generation and distribution. Ownership in AboitizPower was opened to the public through an initial public offering of its common shares and its common shares were officially listed in the PSE on July 16, 2007.

Since its incorporation, AboitizPower has become a publicly-listed holding company that, through its Subsidiaries and Affiliates, is now a leader in the Philippine power industry and has interests in a number of privately-owned Generation Companies, retail electricity supply services, and distribution utilities, throughout the Philippines, from Benguet in the north to Davao in the south. AboitizPower has accumulated interests in a portfolio of power generating plants, using renewable and non-renewable sources. Based on ERC Resolution No. 012-2022, dated March 31, 2022, its Generation Companies have an installed capacity which is equivalent to an 18% market share of the national grid's installed generating capacity. AboitizPower also owns interests in nine (9) distribution utilities in Luzon, Visayas, and Mindanao, including the second and third largest distribution

utilities in the Philippines, Visayan Electric Company, Inc. (“**VECO**” or “**Visayan Electric**”) and Davao Light & Power Company, Inc. (“**Davao Light**”). Combined, AboitizPower’s Subsidiaries engaged in the supply of retail electricity have a total market share of 20 as of May 31, 2022, making the Company the second (2nd) largest player in the retail electricity space. AboitizPower is listed on the PSE and as of March 31, 2023, AboitizPower had a market capitalization of ₱[.] billion, with a common share price of ₱[.] per share.

On September 27, 2021, the Board of Directors of AEV passed a resolution approving the sale of common shares in AboitizPower, representing approximately 25.01% of the total outstanding common shares of AboitizPower to JERA Asia Pte. Ltd.

AboitizPower’s renewable investments are held primarily through its wholly-owned subsidiary, Aboitiz Renewables, Inc. and its subsidiaries and joint ventures (collectively, “**Aboitiz Renewables**”). AboitizPower is a pioneer in the building and operation of run-of-river mini hydropower plants in the country. Today, through Aboitiz Renewables, AboitizPower is the largest renewable energy group in terms of installed capacity under its market control (based on ERC Resolution No. 01-2022, dated March 31, 2022).

AboitizPower also owns interests in nine distribution utilities in Luzon, Visayas, and Mindanao, including Visayan Electric and Davao Light, the second (2nd) and third (3rd) largest distribution utilities in the Philippines, respectively. AboitizPower’s subsidiaries engaged in the distribution of electricity sold a total of 2,778 GWh for the six (6) months ended June 30, 2022.

AboitizPower’s operations is comprised of: (a) Power Generation; (b) Power Distribution; and (c) RES and Others. The Power Generation business is engaged in the generation and supply of power to various customers under power supply contracts, ancillary service procurement agreements (each, an “**ASPA**”) and for trading in the WESM. The Power Distribution business is engaged in the distribution and sale of electricity to end-users through its various distribution utilities, and the RES and Others segment includes retail electricity sales to various off-takers that are considered Contestable Customers and provision of electricity related services, such as installation of electrical equipment.

Financial Services

AEV’s Financial Services Group is composed of Union Bank of the Philippines (“**UnionBank**”), a publicly-listed universal bank, and its Subsidiaries, including CitySavings, a thrift bank, UnionDigital, a digital bank, UIC, a holding company, and UBX PH, an innovation and technology company. As of March 31, 2023, UnionBank’s principal shareholders are AEV, the Social Security System (“**SSS**”), a government owned and controlled corporation that provides social security to workers in the private sector, and The Insular Life Assurance Company, Ltd. (“**Insular Life**”), one of the leading and largest Filipino-owned life insurance companies in the Philippines.

The Bank has always been among the first to embrace technological innovations to empower its customers. The Bank leverages technology and its agile culture to meet the customers’ changing and diverse needs and continuously enhance customer experience.

Determined to be an enabler of the Philippines’ bid to be a G20 country by 2050, UnionBank stands firm in its promise to power the future of banking by co-creating innovations for its customers and for a better world.

UnionBank, originally known as Union Savings and Mortgage Bank, was incorporated in the Philippines on August 16, 1968. On January 12, 1982, it was given the license to operate as a commercial bank. UnionBank’s common shares were listed on the PSE in June 1992 and shortly after, it was granted the license to operate as a universal bank on July 15, 1992. UnionBank became the 13th and youngest universal bank in the country in only its tenth (10th) year of operation as a commercial bank.

UnionBank offers a broad range of products and services, which include deposit and related services; corporate and middle market lending, consumer finance loans such as mortgage, auto, and salary loans, and credit cards; investment, treasury, and capital markets; private banking, trust and fund management; and remittance, cash management, and mobile banking. In addition, UnionBank offers estate planning solutions and a global and

diversified multi-asset fund to its high-net-worth and ultra-high-net-worth clients through its partnership with Lombard Odier, and various life insurance products through its bancassurance partnership with Insular Life.

UnionBank's clientele encompasses retail, middle-market, and corporate customers, as well as major government institutions. UnionBank believes that its use of technology, marketing strategies, and operational structure have enabled it to capture and secure a loyal customer base and achieve high levels of efficiency and productivity.

UnionBank has undertaken two bank mergers, first with International Corporate Bank ("**Interbank**") in 1994 and then with International Exchange Bank ("**iBank**") in 2006.

On January 8, 2013, UnionBank's Board of Directors approved the purchase of CitySavings, a premier thrift bank engaged in, among other banking activities, granting teacher's loans under the Department of Education's automatic payroll deduction system ("**APDS**"). The transaction was approved by the Monetary Board of the Bangko Sentral ng Pilipinas ("**BSP**") on March 21, 2013. The acquisition of CSB is aligned with UnionBank's business plans and long-term strategy of building businesses based on consumers.

On December 15, 2016, UnionBank's subsidiaries, UBPIC (formerly Union Properties, Inc.) and CitySavings received approval from the Monetary Board of the BSP to finalize the joint-acquisition of the majority stake in FAIRBank, a rural bank that provides banking and microfinance services and loan products to micro, small, and medium enterprises, and micro housing institutions.

On January 27, 2017, UnionBank and CitySavings entered into a bancassurance partnership with Insular Life for the sale and distribution of insurance products across UnionBank's and CitySavings' respective networks. On April 4, 2017, BSP granted UnionBank and CitySavings the authority to engage in cross-selling activities with Insular Life across its network.

On December 29, 2017, CitySavings signed a Share Purchase Agreement ("**SPA**") with the ROPALI Group to acquire 100% of the common shares and with IFC in February 2018 to acquire 100% of the preferred shares of Philippine Resources Savings Bank Corporation ("**PR Savings**"). PR Savings Bank is a thrift bank based in Isabela and engaged in extending motorcycle, agri-machinery, and teachers' salary loans. The transaction was approved by the Philippine Competition Commission ("**PCC**") on April 5, 2018. The BSP has issued its approval-in-principle of the acquisition on June 14, 2018. The merger of PR Savings Bank with CSB was approved by the BSP on December 27, 2018. The SEC approved the same on February 28, 2019.

On January 5, 2018, City Savings and UIC executed a share purchase agreement with the majority shareholders of Progressive Bank, Inc. ("**Progressive Bank**") for the acquisition of 75% equity interest in Progressive Bank through a combination of subscription and purchase of common shares. Progressive Bank is a rural bank based in Iloilo and engaged in the business of providing credit to farmers, tenants, and rural enterprises. The transaction was approved by the BSP on February 24, 2020.

On February 9, 2018, CitySavings and UIC signed an SPA with AEV to purchase 51% of the common shares of Petnet, Inc. The transaction was approved by the PCC on May 8, 2018, and by the BSP on December 11, 2018. Petnet, more widely known by its retail brand name PeraHub, has over 3,000 locations nationwide and offers a variety of cash-based services including remittance, currency exchange, and bills payment. In addition, Petnet is an outsourced service provider of CitySavings, facilitates and accepts applications for DepEd salary loans and GSIS pension loans.

A wholly-owned subsidiary of UBX PH, UBX Private Ltd. ("**UBX SG**") was incorporated and registered with the Accounting and Corporate Regulatory Authority ("**ACRA**") of Singapore in 2018. It is a holding company that is principally engaged in acquiring various fintech start-ups. UBX SG owns 100% of UBX Remit Pte. Ltd. (SG) and 1.96% of NYK Ventures Pte. Ltd. ("**SG**").

On December 19, 2018, UBX PH was incorporated with the SEC. On February 11, 2019, the BSP approved its incorporation. UBX PH serves as UnionBank's investment house to hold, purchase, and acquire businesses engaged in financial and information technology services. UBX PH also owns 30% of Shiptek Solutions Corporation and 35% of CC Mobile Financial Services Philippines, Inc.

On February 6, 2019, CSB and UIC executed a SPA with the majority shareholders of Bangko Kabayan Private Development Bank ("**Bangko Kabayan**") to acquire 70% ownership in the MSME-oriented rural bank. Bangko Kabayan is a rural bank based in Batangas, providing credit and other services to MSMEs. The transaction was approved by BSP and the PCC on September 19, 2019 and January 9, 2020, respectively.

On February 11, 2019, the Monetary Board approved UBX PH's start of commercial operations. UBX PH acquired 30% of the common shares of Shiptek Solutions Corporation ("**Shiptek**") in May 2019 and acquired 35% of the common shares of CC Mobile Financial Services Philippines, Inc. ("**CCPH**") in September 2019. Shiptek is a technology solutions firm incorporated in the Philippines which operates, conducts and maintains the business of developing, marketing, selling, distributing and licensing the logistics solution technology known as XLOG. CCPH is a FinTech company incorporated in the Philippines which offers microfinancing services.

In July 2021, the BSP granted a digital banking license to UnionDigital. It is the only digital bank established by a universal bank among the six licensees approved by the BSP. UnionDigital was incorporated in November 2021 and started commercial operations on July 18, 2022. It is UnionBank's foray to penetrate the larger untapped retail segment in the country in a purely digital and cost-effective manner.

On December 23, 2021, the Bank entered into a Share and Business Transfer Agreement with the subsidiaries of Citigroup Inc. ("**Citi**") to acquire Citi's consumer banking in the Philippines. The transaction includes Citi's credit card, personal loans, wealth management, and retail deposit businesses. The acquisition also includes Citi's real estate interests in relation to Citibank Square in Eastwood City located in Bagumbayan, Quezon City, three full-service bank branches, and five wealth centers. UnionBank's acquisition of Citi was approved by the BSP on July 18, 2022, and UnionBank became the legal owner of the business beginning August 1, 2022. The deal brought in almost 1 million new customers and ₱99.4 billion in total assets, ₱69.4 billion in gross loans and ₱65.3 billion in deposits. The acquisition is seen to accelerate UnionBank's objective of becoming a 'Great Retail Bank' given Citi's market leadership in the credit cards, personal loans, and wealth management business.

As of March 31, 2023, UnionBank and its Subsidiaries had 385 branches across the Philippines and a network of 593 automated teller machines ("**ATMs**").

Capital Markets Transactions

On April 26, 2007, UnionBank embarked on a primary offering of 90 million new common shares in order to strengthen its capital adequacy ratio in anticipation of Basel II requirements, thereby enhancing its financial flexibility. The new shares were listed in the PSE on May 10, 2007.

On October 14, 2009, UnionBank issued ₱3.75 billion worth of unsecured subordinated debt, eligible as Lower Tier 2 capital, with an interest rate of 7.375% per annum. It exercised the call option feature of the debt instrument on January 14, 2014.

On October 18, 2013, UnionBank raised a total of Php3.0 billion from its initial offering of Long-Term Negotiable Certificates of Deposits ("**LTNCDs**"). The LTNCDs carry a coupon rate of 3.50% per annum, which is payable quarterly beginning January 18, 2014 maturing on April 17, 2019.

On October 16, 2014, the amendment to UnionBank's Articles of Incorporation was approved by the BSP, whereby the authorized capital stock increased from ₱6.7 billion to ₱23.1 billion, divided into approximately 1.3 billion common shares at par value of Php10.00 and 100 million preferred shares at par value of ₱100.00. UnionBank, likewise, obtained BSP approval for the payment of 65% stock dividends, which was used to fund the 25% subscription relating to the increase in capital stock.

On November 20, 2014, UnionBank issued ₱7.2 billion of Basel III-compliant Tier 2 Unsecured Subordinated Notes with a coupon rate of 5.375% per annum, due February 20, 2025, and callable on February 20, 2020. The Bank exercised its call option after obtaining approval from the BSP on December 19, 2019 and redeemed the notes on February 20, 2020.

On November 29, 2017, UnionBank raised USD500 million in Fixed Rate Senior Notes under its USD1.0 billion Medium Term Note Programme. The Notes were issued at par with a yield of 3.369% per annum, and matured

on November 29, 2022. The said bonds were rated Baa2 by Moody's, identical to the issuer rating given to UnionBank, and were listed in the Singapore Stock Exchange.

On February 21, 2018, UnionBank issued and listed on PDEX its ₱3.0 billion LTNCDs due on August 21, 2023 with a fixed rate of 4.375% per annum. This is the initial tranche of the parent bank's ₱20.0 billion LTNCD program as approved by BSP on December 12, 2017.

On September 28, 2018, UnionBank issued and listed on PSE a total of 158,805,583 common shares priced at ₱62.97 per share following the completion of its ₱10.0 billion Stock Rights Offering.

On December 7, 2018, UnionBank issued and listed on PDEX ₱11.0 billion Fixed Rate Bonds with a coupon rate of 7.061% per annum and matured on December 7, 2020.

On June 3, 2019, UnionBank issued and listed on PDEX ₱5.8 billion Fixed Rate Bonds due 2022 under its ₱39.0 billion Bond Program. The 2019 Bonds carried a coupon rate of 6.000% per annum and matured in June 2022.

On February 24, 2020, UnionBank issued and listed on PDEX its ₱6.8 billion of Basel III-compliant Tier 2 Unsecured Subordinated Notes Qualifying as Tier 2 Capital Due 2030 under its BSP-approved issuance of ₱20.0 billion Unsecured Subordinated Notes Qualifying as Tier 2 Capital.

On October 2, 2020, UnionBank increased the size of its Medium-Term Note Programme to USD2.0 billion from the original USD1.0 billion that was established in November 2017. On October 15, 2020, UnionBank issued USD300 million of Senior Unsecured Fixed Rate Notes. Said notes carry a coupon rate of 2.125% per annum and will mature on October 22, 2025.

On December 9, 2020, UnionBank successfully raised ₱9.0 billion of peso-denominated fixed rate bonds via a dual tranche offering under its ₱39.0 billion Bond Program. The 3-year tranche raised a total of ₱8.115 billion and carries an interest rate of 2.750%. The 5.25-year tranche raised a total of ₱885 million and carries an interest rate of 3.375%. The issuance marked the first dual-tranche offering issued under BSP Circular 1010 on bank-issued bonds.

On December 22, 2020, UnionBank's subsidiary, City Savings Bank, Inc. issued ₱5.0 billion of corporate notes, of which, ₱1.5 billion will mature in 3 years and ₱3.5 billion will mature in five years.

For the years 2019 to 2022, the Bank issued a total of 2,929,705 common shares to eligible employees out of the 5,000,000 common shares pursuant to the Bank's Employee Stock Plan. On February 6, 2023, the Bank issued 697,339 common shares to eligible employees pursuant to the Bank's Employee Stock Plan. These issuances were exempt from registration under Section 10.2 (Exempt Transactions) of the SRC.

On June 23, 2021, UnionBank issued a seven-year US Dollar-denominated Social Bond (the "Social Bond") amounting to USD150 million with IFC as sole investor. The proceeds of the Social Bond were allocated exclusively to qualified micro, small, and medium enterprise (MSME) loans that are screened against IFC's eligibility criteria and exclusion list. The issuance of the Social Bonds is part of UnionBank's recognition and commitments to the United Nations Sustainable Development Goals, particularly on employment, the objective of Decent Work and Economic Growth. The social bonds carry an interest rate of 1.15% and are unsecured.

On October 24, 2021, the BSP approved the amendment to UnionBank's Articles of Incorporation whereby the authorized capital stock increased from ₱23.1 billion to ₱35.3 billion, divided into 2.5 billion common shares at par value of ₱10.00 and 100 million preferred shares at par value of ₱100.00. UnionBank, likewise, obtained BSP approval for the payment of 25% stock dividends, to comply with the required 25% subscription of the increase in authorized capital stock.

In May 2022, UnionBank raised ₱40 billion through a stock rights offering, with approximately 617.2 million common shares priced at ₱64.81 per share. The proceeds from the offering were deployed to partially fund the acquisition of the Citi consumer banking business.

On June 2, 2022, UnionBank successfully issued the first-ever digital peso bonds in the Philippines, raising an aggregate size of ₱11.0 billion under its ₱39.0 billion bond program. UnionBank is the pilot user of the PDTC's Proof of Concept Digital Registry & Digital Depository that uses Distributed Ledger or Blockchain Technology for registry and depository operations. The bonds, which have a tenor of 1.5 years and a fixed rate of 3.25% per annum, are listed on PDEX for trading in the PDEX Fixed Income Market.

On November 25, 2022, UnionBank raised USD358 million from a three-year syndicated loan. The proceeds will be used to refinance UnionBank's maturing USD loans and existing USD bonds, and fund its general corporate purposes.

On February 6, 2023, UnionBank raised ₱12 billion through a stock rights offering for approximately 210.97 million shares for ₱56.88 each. The proceeds were mainly for the expansion of the Bank's loan portfolio and for infusion into its digital banking arm, UnionDigital.

Food Manufacturing

The Food Group began with Pilmico, which was incorporated in August 1958 as a joint venture between the Aboitiz Group, the Pillsbury Group of the U.S. and two other Philippine business groups. The Pillsbury Group and the Philippine business groups eventually sold all their shareholdings to AEV. Since then, the Food Group has grown to become AEV's integrated agribusiness and food SBU, engaged in the business of flour, hog and layer farms, animal feeds, and by-products in the Philippine and in the Asia-Pacific region. In particular, Pilmico is ranked among the top three domestic flour producers based on internal market data as of September 30, 2022. The Food Group established representative offices in Jakarta, Indonesia in 2004 and Ho Chi Minh City, Vietnam in 2015, to expand its flour export business. Through these representative offices, the Food Group distributes flour products to Hong Kong, Vietnam, Myanmar, Thailand, Malaysia, and Indonesia and plans to continue to strengthen its presence in the ASEAN region. AEV through its food manufacturing Business Units, Pilmico Foods Corporation, Pilmico Animal Nutrition Corporation, and Pilmico International Pte. Ltd. ("**Pilmico International**"), is engaged in the business of flour, hog and layer farms, animal feeds, and by-products. Since 1962, AEV has operated Pilmico, which, in turn, operates the Food Group's Philippine-based flour and feeds businesses and is the holding company of Pilmico Animal Nutrition Corporation ("**PANC**"). PANC, on the other hand, operates the feeds and farms business in Luzon. The Food Group's international operations are held through Pilmico International, which is a wholly-owned subsidiary of AEV International. In July 2018, Pilmico International completed the acquisition of a 75% equity interest in GCMH and its subsidiaries (collectively the "**Gold Coin Group**"), for a final consideration of US\$333.8 million. This expanded AEV's animal feed business into 9 countries across the Asia-Pacific region. In May 2019, Pilmico International acquired the remaining 25% equity interest in GCMH for a consideration of US\$120 million. The Gold Coin Group is a leading brand in animal nutrition with over 3,000 employees and more than 21 production facilities, with an installed milling capacity of three (3) million MT per year as of December 31, 2021. Following the Gold Coin Group acquisition, AEV believes that the Food Group is the fourth largest feeds player based in Southeast Asia.

The operations of the Food Group are divided into three segments: (a) Feeds and flour; (b) Hog and Layer Farms; and (c) International Animal Nutrition, which are undertaken primarily through the following key subsidiaries: Pilmico, PANC and Pilmico International, a subsidiary of AEV International. As of March 31, 2023, the contributions of each of these segments to total revenues of the Food Group were as follows:

Flour	10%
Farms	5%
Agribusiness	77%
Trading	5%
ABAQA- Coal Trading	3%

In January 2022, the Food Group internally reorganized its businesses into two key business segments, namely; (i) Agribusiness and (ii) Food and Nutrition business. Agribusiness segment consists of its regional (i.e. local and international) animal nutrition businesses (feed, petfood, and specialty nutrition divisions). Meanwhile, the Food and Nutrition business segment consists of businesses that cater to the consumer segment of the value chain (flour, farms, meats, and trading divisions) in the Philippines. It also includes retail and other business-to-customer (B2C)-oriented businesses. This reorganization will allow the Food Group to better deliver its identified strategic pillars (i.e. balance, optimize and develop) through improvement in internal collaboration, increasing the speed and efficiency in execution, and capitalizing on the synergize that exists in the business as they present themselves.

In order to achieve the Food Group's Vision "to become an integrated regional business and food company", the Food Group will: (i) maintain a balanced portfolio by diversifying revenues and EBITDA across geographies, businesses, and products to increase its resilience; (ii) focus on operational excellence, cost control, and leverage on technology; and (iii) pursue building new growth platforms by investing in fast-growing and higher-margin segments of the industry. Overall, this approach will serve as the compass in steering the Food Group to achieve its growth targets in the coming years.

Feeds and Flour

Incorporated on August 8, 1958, Pilmico began its flour milling business through a joint venture of the Aboitiz Group, the Lu Do Group, the Soriano Group and the Pillsbury Group of the United States of America (U.S.A.). The Lu Do, Soriano and Pillsbury Groups eventually sold all their shareholdings to AEV.

In September 2008, Pilmico commenced commercial operations of its first feed mill with a capacity of 115,000 MT ("**Iligan Feed Mill 1**") located within its flour mill complex in Iligan City. In October 2010, PFC completed the construction of a second line in Iligan Feed Mill 1, doubling its capacity to produce animal feeds. The Company believes this allowed PFC to meet the growing demand for animal feeds in the Visayas and Mindanao regions, achieve operating cost efficiencies and yield improvements.

In order to address additional raw material requirements and feeds volume required by the expansion of feed mills, Pilmico expanded its port facilities, as well as its unloading and storage capabilities, in Iligan: the port expansion in 2012 to accommodate Panamax vessels, and inter-island pier 2 in 2015. The Company believes that the strategic location of its operations in Iligan lowers the costs of freight and distribution and that these expansions addressed bottlenecks in the delivery of raw materials to Iligan and the distribution of feeds to the other parts of Visayas and Mindanao.

In April 2016, Pilmico commenced commercial operations of its second feed mill in Iligan ("**Iligan Feed Mill 2**"). The additional 124,800 MT in feed mill capacity from Iligan Feed Mill 2 addressed the further growing demand for feeds in the Visayas and Mindanao regions. Pilmico also completed a powermix line in 2016 to support the Food Group's growing poultry business.

Anchoring on Pilmico's core strength as a flour miller, Pilmico had taken the opportunity to grow the flour business internationally. In June 2014, Pilmico established its first Southeast Asian representative office in Jakarta Selatan, Indonesia, followed by the creation of another representative office in Ho Chi Minh City, Vietnam in March 2015. Pilmico's international expansion allowed it to build its market in the Indochina region, deepen its reach in the ASEAN market, and increase its competitiveness in the flour milling industry.

Through these representative offices, Pilmico was able to establish its flour export business, successfully distributing its flour products to Hong Kong, Vietnam, Myanmar, Thailand, Malaysia and Indonesia. Further efforts will be made by Pilmico to strengthen its presence in the ASEAN region.

In 2017, the Food Group broke ground in building new warehousing and silo storage to support volume growth in the feeds and flour businesses. This was completed in the second quarter of 2018.

The Flour division will continue employing the improved two-pronged market strategy of (i) maximizing growth potential in the Visayas region and Mindanao island, while (ii) building and developing new channels in Luzon for future exploration of new geographical territory. The flour business likewise intends to move forward in the

value chain as it continues selling value-added flour products, protecting its market share and expanding into a more diversified product portfolio.

Hog and Layer Farms

In June 1997, Pilmico entered into the swine production and animal feeds business through PANC (formerly Fil-Am Foods, Inc.). PANC was a joint venture with Tyson International Holding Co. (“**Tyson**”), a subsidiary of Tyson Foods, and PM Nutrition Company, Inc. (“**PMNC**”), an affiliate of Purina Mills, Inc. In October 2002, Pilmico acquired the shareholdings of Tyson and PMNC, thus making PANC its wholly-owned Subsidiary. The Food Group’s hog and layer farms operations are conducted through PANC. To date, Pilmico, together with another wholly-owned subsidiary, Filagri Holdings, Inc. (“**Filagri**”), owns 100% equity interest of PANC.

In January 1999, PANC began commercial operations of its feed mill plant located in Capas, Tarlac to cater to the growing demand of feeds in Luzon. Since commencing its swine operations with 4,750 sow level in the second half of 1999, PANC has grown to 8,000 sow level as of September 30, 2020, which translates to a monthly sales volume of 13,000 heads of market hogs. PANC plans to increase its sow level to 20,000 by 2023 which is expected to translate to a monthly sales volume of 32,000 heads of market hogs.

In December 2015, PANC started its layer farms operations. The layer farm facility was completed and became fully-operational by December 2016. This layer farm facility can hold up to 173,000 egg-laying chickens that translates to 4 million eggs per month.

To support the growing Luzon commercial feeds volume as well as increased feeds requirements from its growing layer and swine operations, PANC completed the construction of a second feed mill (“**Tarlac Feed Mill 2**”) and a third feed mill (“**Tarlac Feed Mill 3**”), resulting in an additional 124,800 MT each in feed mill capacity. Tarlac Feed Mill 3 was completed in August 2016.

In 2017, PANC successfully completed the increase of its sow level to 14,000, twice the size of its farms business from its first expansion in 2012. At this 14,000-sow level, monthly sales volume reached 22,000 heads. This made PANC as one of the biggest commercial producers of market hogs in the country.

Meanwhile, the Farms division’s third Breeder Farm was completed in October 2022. The new farm is expected to yield an additional capacity of 2,500 sow level and will help in the recovery of pork supply in the Philippine market. The expansion is anchored on the confidence brought about by the improved biosecurity protocols and methodology despite the presence of African swine fever (ASF) in the country. The increase in volume comes with opportunities to unlock more distribution channels and to push forward integration in the value chain.

In August 2020, the Food Group ventured into meat fabrication and opened a processing plant in Tarlac, which provided more stable profitability through selling higher-margin pork meats directly to consumers compared to live hog selling as well as augment local meat volume through importation.

The meat products are sold under the house brand “The Good Meat” through different digital platforms such as Lazada, Shopee, and the Food Group’s online meat store. Two new physical stores are expected to be added this year on top of the existing five physical stores, with an expected capacity of 2 metric tons per day per store. Furthermore, the Group has strengthened its position in B2C channels for the meats business, with 60 concessionaire stores and a presence in over 200 supermarkets such as Robinson’s, Puregold, Shopwise, and Merrymart.

International Animal Nutrition

In 2014, AEV began its expansion into the Vietnamese market via the aqua feeds segment through Pilmico International. Pilmico International acquired 70% of the total outstanding shares in PVN (formerly, Pilmico VHF Joint Stock Company and originally, Vin Hoan 1 Feed JSC), one of the largest aqua feeds producers in Vietnam. This acquisition allowed the Aboitiz Food Group to expand its feeds business in Vietnam and build its market base internationally. In August 2017, Pilmico International bought an additional 15% equity stake and subsequently, in August 2019, Pilmico International purchased the remaining 15% equity stake, making PVN a 100% owned subsidiary of Pilmico International.

PVN's operations are in Dong Thap Province in Vietnam, approximately 165 kilometers from Ho Chi Minh City. It was the fourth largest pangasius aqua feeds producer in the Mekong Delta as of September 30, 2020, with a capacity of 165,000 MT per year and which capacity was expanded to 270,000 MT in April 2016. This expansion supported efforts to build a commercial market in Vietnam and export market, in addition to the long-term supply agreement with Vinh Hoan Corporation.

The investment in PVN allowed the Food Group to gain a foothold in the Vietnamese aqua feeds business, and at the same time, build its reach to other aqua farm customers. This strategic move was also intended to establish a gateway to investments in other ASEAN countries like Thailand, Laos, and Cambodia, allowing the Food Group to expand its core feeds business internationally, and to diversify and gain competence in the aqua feeds product segment currently not produced in the Philippines. The investment in Vietnam likewise paved the international investments of the Food group and gain competence in aqua feedmilling. The Food Group was able to gain a wider foothold in ASEAN+China with the investment in the Gold Coin Group.

In 2019, Pilmico Animal Nutrition Joint Stock Company ("**PAN-JSC**") was folded into the Gold Coin Group as part of the ongoing integration between the businesses of Pilmico International and the Gold Coin Group and was renamed Gold Coin Feedmill (Binh Duong). Pilmico International initially acquired a 70% equity stake in PAN-JSC from Europe Nutrition Joint Stock Company (Eurofeed), a feed mill operator, in 2017. This acquisition was part of Pilmico International's expansion of its feeds business in Vietnam. Following this acquisition, the Food Group began offering animal feeds products for the different stages of growing swine, poultry, cow and rabbit. See "*—GCMH and the Gold Coin Group.*"

Pilmico VN Trading was incorporated in July 2015 as a limited liability company operating in Vietnam and engaged in the wholesale of food products, beverages, agricultural and forestry raw materials, among others. In October 2016, Pilmico International purchased a 100% ownership interest in Pilmico VN Trading. It is currently the vehicle used for the importation and distribution of Food Group products within the Vietnamese market.

In July 2018, to further expand the Food Group's animal feeds business within the Asian region, AEV, through Pilmico International, acquired a 75% equity interest in GCMH, the parent company of the Gold Coin Group. In May 2019, Pilmico International completed its acquisition of the remaining 25% equity interest in GCMH.

Headquartered in Singapore, the Gold Coin Group is engaged in animal nutrition and manufacturing of animal feeds and is a leading brand in animal nutrition with more than 21 livestock and aqua feed mills across seven countries in the Asia-Pacific, with an installed milling capacity of three million metric tonnes per year as of September 30, 2020. As of September 30, 2020, it has two research facilities located in China and Malaysia. In particular, the Gold Coin Group manufactures and sells animal feed and specialty nutrition products, including compound feed, pre-mix and additives for the livestock and aqua sectors in the Asia-Pacific region. Products and services include: (a) livestock feed such as feed for poultry broiler/layer, swine, duck, other birds and fish; (b) aqua feed or feeds for aquaculture produce such as shrimp; and (c) specialty nutrition or the premix and specialty concentrates complete feed. In 2018, the Food Group introduced its entry to the young animal and pet food segment for its livestock portfolio, and enhanced nutritional specifications for shrimp feeds, and fish feed additives for its aquaculture portfolio. Moreover, the Gold Coin Group continuously introduces innovative new products, product variants, and line extensions in the livestock and aquaculture feeds segments.

The Company believes that the Gold Coin Group enjoys lead market positions in key Asian markets with an established and loyal client base. Combined with the Gold Coin Group, Pilmico International expects to become a comprehensive animal nutrition platform across the Asia-Pacific region, with competitive advantages in terms of developing a stronger and multi-branded platform of animal nutrition and delivering scientifically balanced livestock and aqua feeds, and specialty nutrition products addressing the demands of a wide range of customers.

GCMH is an investment holding company incorporated under the laws of the British Virgin Islands in January 2000. GCMH is the parent holding entity, through which all investments in the Gold Coin Group are held and has subsidiaries in Singapore, China, Hong Kong, Indonesia, Malaysia, Vietnam, Thailand, Sri Lanka, Myanmar, Pakistan, Brunei and the Philippines. GCMH's predecessor, Gold Coin (Malaysia) Berhad, was listed on the Malaysian Stock Exchange in 1974, but was privatized in 2001 for strategic considerations. In 1981, its first mill was opened in Jakarta, Indonesia. In 1983, the Gold Coin Group also opened a mill in Shenzhen, China, in

Colombo, Sri Lanka in 1993, and in Dong Nai, Vietnam in 2004. It also opened its first aqua mill in Malaysia in 1991, and in India in 2006. The Gold Coin Group established its flour mill business in 1984. A year after, it started its research and formulation for aqua feed. In 2004, it divested its flour business.

The Gold Coin Group entered into a joint venture agreement with Ayam Unggul Indonesia in 2010, and with CCK in East Malaysia in 2016 to accelerate market penetration in poultry feed in East Malaysia.

Food Group has allotted almost ₱5 billion for capital expenditures in 2023; almost half of which is for feed mill expansions in China and Vietnam and the remaining for maintenance and network infrastructure and system upgrades.

Real Estate

Incorporated on June 2, 1964, AboitizLand (formerly Central Visayan Warehousing Co., Inc.) is the real estate arm of the Aboitiz Group. It is mainly engaged in the development of real estate projects with primary focus on residential communities, integrated industrial townships and commercial hubs.

AboitizLand currently has thirteen (13) residential projects selling three (3) particular product types: lot only, house and lot, and condominiums.

In the first (1st) half of 2017, AboitizLand launched Seafront Residences, a forty-three (43)-hectare beachside community located in San Juan, Batangas, and Foressa Mountain Town, a two hundred fifty (250)-hectare mountain town community located in Balamban, Cebu.

In 2018, AboitizLand began its foray into the north with the launches of Ajoya Cabanatuan and Ajoya Capas both located in Central Luzon. It also launched the Seafront Villas in San Juan, Batangas in the same year to complement the development of the Seafront Residences.

Midway through 2019, AboitizLand was able to launch two (2) new residential projects – Ajoya Pampanga in Mexico, Pampanga and The Villages at Lipa in Lipa, Batangas. The former development looks to continue the growth of the “Ajoya” brand in Central Luzon. While the latter project aims to further build on the thriving industrial township in Lima by complementing and integrating with the current industrial and commercial developments.

In September 2019, AboitizLand and Point Blue partnered to co-develop microstudio rental apartments, an innovative new category in the real estate residential sector. These micro studio apartments are leased ready for move-in and all units are equipped with a bed, ample storage space, a desk and chair, roller blinds, air conditioner, microwave, free high-speed internet, and within walking distance of Metro Manila’s Central Business Districts. In addition, AboitizLand entered into a joint venture agreement with Cebu Landmasters Inc. to develop a mixed-use vertical project in Mandaue City, Cebu. Pre-selling of the first condominium tower was expected to begin by November 2020.

In 2021, AboitizLand entered into a share sale and purchase agreement with Ixidor Holdings Inc. (“Ixidor”) for the sale of its entire 50 percent equity ownership interest in Cebu Homegrown Development Inc. (“CHDI”), the JV company with Cebu Landmasters Inc (“CLI”). Aboitiz Land sold 430,000,000 shares divided into 43,000,000 common shares and 392,000 redeemable preferred shares for a total consideration of ₱609,000,000.00. This was in line with the Group’s direction to focus on horizontal projects.

In view of the sale by AboitizLand to Ixidor of its entire 50 percent equity ownership interest in CHDI, the JV company with CLI, the pre-selling activities previously mentioned did not materialize in the joint venture as envisioned.

Additionally, AboitizLand offers property management services to support not only its own business units, but also those of the other companies within the Aboitiz Group. These services cover community security, site and infrastructure maintenance, village activities and policy administration.

2023 marks the start of the next phase of AboitizLand's transformation journey which it has described as its Great Trajectory. This comes on the heels of its initial Great Turnaround during the period 2021 to 2022. AboitizLand will continue to be focused on further improving all aspects of operations.

Innovation will continue to be at the core of AboitizLand's culture. In 2023, AboitizLand expects to continue to harvest the results of its early and bold investments in its digitization strategy. Some key innovation initiatives that are in full swing include the full automation of the construction management process, the introduction of precast construction technology, the full roll out of the Vecino app, and the optimization of all digital and social media assets in harnessing leads and strengthening the brand.

AboitizLand expects that its proprietary Vecino app will remain as its competitive advantage as it launches international deployments in 2023. The app provides OFWs a reliable tool for checking their real estate investment. In March 2023, AboitizLand successfully kicked off its international sales deployment for the year in Dubai. Aboitiz Land aims to move its mid-market inventory through international clients who are able to take advantage of the weak peso.

As part of its data-centric transformation, AboitizLand is slated to launch two digitized services in its operations next quarter: Inveni, a cloud-based system that will offer different digitized services for property management operations, and Gaviti, an automated workflow solution that will streamline the collections process and accelerate cash flow generation. AboitizLand is confident that embedding these to its organization will further enhance its level of productivity for better customer satisfaction.

AboitizLand remains bullish about the property sector as residential property trends point towards a stronger preference for its residential offerings. There is a newfound appreciation for house and lots and residential lot projects, as preferences have shifted towards horizontal developments. Supported by the boom of infrastructure developments, living outside central business districts is now more possible without compromising comfort, convenience, and accessibility. The expected reduction in the need to live near central business districts bodes well for Aboitiz Land's residential developments located in emerging centers outside the capital. In 2023, AboitizLand will launch fresh inventories as a testament of the strong market reception for its developments. Priveya Hills, an exclusive residential development in Cebu City, will see a new phase launched while in Lipa City, Batangas, a cluster of mid-rise buildings will be launched within LIMA Estate.

AboitizLand foresees that 2023 will continue to be challenging due to high inflation rates, higher interest rates, and elevated cost of materials and labor. But amidst these continuing headwinds, we remain confident in meeting our 2023 targets. With innovation and agility at the core of the organization's culture, Aboitiz Land will navigate 2023 with a combination of caution and entrepreneurial spirit.

AboitizLand has allotted almost ₱3 billion for capital expenditures in 2023 mostly for the construction and completion of its existing projects.

Infrastructure

Incorporated on January 13, 2015, Aboitiz InfraCapital, Inc. ("**Aboitiz InfraCapital**") (formerly AEV Infracapital, Inc.) is the investment vehicle of the Aboitiz Group for all infrastructure related investments. Aboitiz InfraCapital's current portfolio consists of investments in (i) water infrastructure, (ii) digital infrastructure (iii) urban mobility and transportation projects, and (iv) and economic estates.

On March 17, 2015, Apo Agua, a joint venture company with JVACC, entered into a Joint Venture Agreement and Bulk Water Purchase Agreement with Davao City Water District ("**DCWD**"). The proposed joint venture includes the construction of both a hydroelectric-powered bulk water treatment facility and the conveyance system needed to deliver treated bulk water to numerous DCWD delivery points. The Engineering, Procurement, and Construction ("**EPC**") contract with JVACC was executed on February 6, 2018, and is expected to be completed within Q3 2023.

On September 15, 2015, the Company and CRH plc through their investment vehicles, through AEV CRH, CRH Aboitiz Holdings, Inc. ("**CRH Aboitiz**"), closed the acquisition of the Lafarge S.A.'s Philippine assets, which included four Luzon-based cement manufacturing plants located in Bulacan, Norzagaray, Teresa, and Batangas;

an integrated plant in Iligan, Mindanao; a cement grinding mill in Danao City, Cebu; and associated limestone quarries. CRH plc is a global leader in the manufacture and supply of a diverse range of building materials and products for the modern built environment.

On August 1, 2017, Aboitiz InfraCapital acquired 100% ownership and took full operational control of Lima Water Corporation (“**LWC**”) from Lima Land Inc., a wholly owned subsidiary of AboitizLand. LWC, with a capacity of 8 million liters per day, is the exclusive water and wastewater services provider in Lima Technology Center, the Philippines’ largest privately-owned and top-selling industrial park.

On August 3, 2017, Aboitiz InfraCapital signed an agreement to acquire 11% stake in Balibago Waterworks System, Inc. (“**BWSI**”) from SFELAPCO. In April 2019, the company increased its ownership stake to 16% through the acquisition of shares from individual shareholders. BWSI is currently operating 68 water distribution franchises across the country.

Aboitiz InfraCapital was granted original proponent status for its unsolicited proposals for the operations, maintenance, and expansion of the new Bohol-Panglao International Airport (“**BPIA**”) on September 3, 2018 and the Laguindingan Airport on February 26, 2019, by the Department of Transportation (“**DOTr**”) and the Civil Aviation Authority of the Philippines (“**CAAP**”), respectively.

On February 7, 2019, Aboitiz InfraCapital signed a Memorandum of Understanding with the Department of Information and Communications Technology (“**DICT**”) allowing the former to build, operate, and maintain a network of cellular towers throughout the Philippines that it can lease to the telecommunication companies. In line with the DICT’s Department Circular No. 8, Aboitiz InfraCapital received a provisional registration as an Independent Tower Company from the DICT on September 10, 2020.

On September 1, 2020, the management of the Aboitiz Integrated Economic Centers – consisting of LIMA Technology Center in Batangas, and the Mactan Economic Zone II and West Cebu Industrial Park in Cebu – was transferred to Aboitiz InfraCapital. The estates consist of over 1,000 hectares of industrial-anchored mixed used estates that are home to almost 200 locators and nearly 100,000 employees. The Aboitiz Integrated Economic Centers have since rebranded to Aboitiz InfraCapital Economic Estates, and individually as LIMA Estate, MEZ2 Estate, and West Cebu Estate.

On October 7, 2020, introduced its small cell sites business to help boost the country’s connectivity and network quality. To date, it has deployed more than 400 small cell sites with different mobile network operators (“**MNOs**”) across Cebu, Davao, and Subic.

On April 28, 2021, Aboitiz InfraCapital launched its partnership with the leading global private markets firm, Partners Group, acting on behalf of its clients, entered into a 50-50 joint venture as the telecommunications infrastructure platform called Unity Digital Infrastructure, Inc. Through Unity, Aboitiz InfraCapital and Partners Group, who each own fifty percent (50%) of Unity, will build and operate telecommunication towers and supporting infrastructure across the country. This supports the Government’s vision to improve the country’s internet connectivity in local communities by increasing the number of cell sites of MNOs.

On September 7, 2021, Aboitiz InfraCapital was granted original proponent status for its unsolicited proposal to operate and maintain Bicol International Airport. The airport was inaugurated on October 7, 2021 and has an estimated capacity of 2 million passengers per annum. On December 15, 2022, Unity Digital Infrastructure Inc. signed a Sale and Purchase Agreement with Smart Communications, Inc. and Digitel Mobile Philippines, Inc., and a Master Agreement with Smart Communications, Inc. for the acquisition of 650 telecommunications towers and related passive telecommunications infrastructure for ₱9.2 billion, through a sale and leaseback transaction.

On December 16, 2022, AIC acquired a 33 and 1/3% minus 1 share stake in GMCAC from Megawide and GAIBV for a total consideration of ₱9.5 billion. Simultaneously, Megawide and GAIBV have issued exchangeable notes to AIC for the aggregate amount of ₱15.5 billion. The exchangeable notes will mature on October 30, 2024 and are expected to be exchanged by AIC for the remaining 66 and 2/3% plus 1 share of GMCAC’s outstanding capital stock.

On May 07, 2023, Unity Digital Infrastructure Inc. signed an Asset Sale and Purchase Agreement and a Master Lease Agreement with Globe Telecom, Inc., for the acquisition of 447 telecommunications towers and related passive telecommunications infrastructure for P5.4 billion, through a sale and leaseback transaction.

OTHERS

The primary purpose of AEV Aviation, Inc. which was registered on October 19, 1990 is “to maintain and to transport freight, passenger, baggage, mail and express by aircraft.”

Cebu Praedia Development Corporation is one hundred percent owned by the Issuer and was registered with the SEC on October 13, 1997, and is primarily engaged in the following activities as disclosed in its Articles of Incorporation “to purchase, acquire, hold, sell, convey, exchange, mortgage, encumber and otherwise deal with real estate and/or any immovable property of any kinds.”

Archipelago Insurance Pte. Ltd. is one hundred percent owned by the Issuer and is incorporated and existing under the laws of Singapore and operates as an insurance and/or reinsurance company subject to any limitations contained in its license and/or authorisations.

Singapore Life (Philippines), Inc. where the Issuer has a minority stake of 15% was registered with the SEC on March 15, 2019 and is primarily engaged in the following activities: “to undertake and write insurance upon the life of individuals, and every insurance appertaining thereto or connected therewith, including reinsurance; to make contracts of insurance and reinsurance providing for all risks, hazards, guarantees and contingencies to life; to indemnify against legal liability; to procure re-insurance of its risks; to issue policies stipulated to be with or without participations of profits; and to purchase for its own benefits any policy of insurance or other obligation of this corporation as well as claims of policyholders not inconsistent with laws.”

Aboitiz Data innovation Pte. Ltd. is a private company limited by shares that is one hundred percent owned by the Issuer and is incorporated and existing under the laws of Singapore. It is engaged in data analytics, processing and related activities.

COMPETITIVE STRENGTHS AND BUSINESS STRATEGIES

COMPETITIVE STRENGTHS

AEV believes that its principal strengths are the following:

1. Proven track record in each of its business segments

The Company believes that it has a proven track record of successfully operating its various business units - as AEV, or through previous activities of the Aboitiz family. Through ACO, the Aboitiz Group has been in business in the Philippines since the late 1800s. It entered the power distribution business in 1918 when the family bought a 20% equity stake in the Visayan Electric Company, and the power generation business in 1978 when Hedcor was formed. Even earlier, around 1914-1916, the family entered banking and the allied field of insurance as Cebu agent of the Manila-based insurance and loan firms El Hogar Filipino and Filipinas. It entered the flour milling business in 1958 with Central Philippine Milling Corporation, the land business in 1989 with Acoland, and the cement business in 2015 with Republic Cement Group. After generations of success and ambition for expansion, ACO listed the Company on the PSE in 1994 to fund emerging growth opportunities. Since then, AEV has expanded into various business segments in power, food, financial services, infrastructure and real estate, among others, to provide long-term value for its stakeholders.

Power

AboitizPower, a diverse company engaged in power generation, distribution and retail energy supply, is one of the Company’s most profitable subsidiaries. AboitizPower’s generation group has developed some of the largest private power producers in the Philippines, having a well-balanced portfolio of renewable (hydro, geothermal and solar) and non-renewable (coal and oil) energy sources across 49 generation facilities since 1978.

AboitizPower's hydro group, Hedcor, Inc. ("**Hedcor**"), has played an integral role in the power generation business by emerging as a pioneer in the development of small-to medium-sized hydroelectric plants in the Philippines. Furthermore, the RES group of AboitizPower has the largest market share (based on share in total retail market demand presented in ERC Competitive Retail Electricity Market Monthly Statistical Data as of March 2023) in the Philippines.

The Aboitiz Group entered the power distribution business in 1918 when the Aboitiz family bought a 20% equity stake in Visayan Electric, which at that time included an integrated power generation business. AboitizPower's power distribution business ("**Power Distribution**") with more than 70 years of experience, is currently composed of nine distribution utilities, two of which serve the second- and third-largest markets in the Philippines: Cebu City and Davao City, and their surrounding areas. AboitizPower continues to invest to improve reliability and increase efficiency by instituting standardized operating systems and processes. AboitizPower's ownership interests Power Distribution companies are expected to continue providing stable sources of revenue. The Company believes it is well-positioned to benefit from the stable electricity demand growth rate in the country, as economic activity in two of the largest electricity markets, Cebu City and Davao City, increases.

Food

The Company's food business started with a flour milling business in 1958 with Central Philippine Milling Corporation. Since 1962, the Company has operated Pilmico, which, in turn, operates the Food Group's Philippine-based flour and feeds businesses and is the holding company of PANC. PANC, on the other hand, operates the feeds and farms business in Luzon. The Food Group's international operations are held through Pilmico International, which is a wholly-owned subsidiary of AEV International.

The Food group has developed a strong presence in animal feeds and swine production since it entered the market in the late 1990s. Through its feeds business, the Food Group provides customers with high quality feeds for aqua, hogs and poultry, as well as customized solutions for large farm accounts. In 2014, the Food Group acquired Vinh Hoan Feeds, an aqua feeds plant in Vietnam, marking its debut international expansion. As a total solutions provider, the Food Group aims to become a one-stop shop that offers quality feeds, technical support, and a growing range of fresh and quality meats and eggs products. To ensure the growth of its customers' businesses, the Food Group adheres to the four-pillar Diamond Program, which is the prescribed animal nutrition and livestock management program for feeds business end-users and consists of: (i) good breeding practice and the right genetics, (ii) complete herd healthcare and disease prevention, (iii) sound farm management and (iv) excellent nutrition and quality feeding. The Company expects the Food Group to continue establishing its presence in the Philippines and the rest of the Asia-Pacific region.

In July 2018, Pilmico International, a wholly-owned subsidiary of AEV International, acquired a 75% equity interest in GCMH, for a final consideration of US\$333.8 million. This expanded AEV's animal feed business into multiple countries across the Asia-Pacific region. In May 2019, Pilmico International acquired the remaining 25% equity interest in GCMH for a consideration of US\$120 million.

Financial Services

The Aboitiz Group engaged in the banking and financial services industry by entering into the allied field of insurance as Cebu agent of the Manila-based insurance and loan firms El Hogar Filipino and Filipinas in 1914-1916. Since then, the Company's financial services operations have experienced substantial growth, primarily through UnionBank and its subsidiaries. UnionBank is a publicly-listed universal bank that has consistently been recognized as one of Asia's leading companies in banking and finance, ranking among the Philippines' top ten universal banks in terms of key performance ratios in profitability, liquidity, solvency and efficiency.

CitySavings is the thrift bank subsidiary of UnionBank, offering loan products including salary loans to public school teachers, motorcycle loans, and pension loans.

Petnet is the remittance network of Unionbank, with over 3,000 locations nationwide and provides complimentary products, which include foreign exchange, bills payment, airline ticketing, cellphone loads and micro-insurance. It is one of the country's leading remittance networks,

UBX PH serves as UnionBank's investment house to hold, purchase, and acquire businesses engaged in financial and information technology services.

UnionDigital is UnionBank's foray to penetrate the larger untapped retail segment in the country in a purely digital and cost-effective manner. It is the only digital bank established by a universal bank among the six licensees approved by the BSP.

Citi's consumer banking in the Philippines was recently acquired by UnionBank. The transaction includes Citi's credit card, personal loans, wealth management, and retail deposit businesses.

Real Estate

For over 25 years, Aboitiz Land Inc. delivers its promise of creating better ways to live through innovative concepts translated into thriving communities. Having cemented its reputation as a leading developer of premium master planned communities in Cebu, the Real Estate Group continues to widen its foothold by launching several residential communities in Luzon including Seafront Residences, Ajoya Cabanatuan, Ajoya Capas, Ajoya Pampanga and The Villages at Lipa. AboitizLand is intent to pursue further growth by penetrating key cities while maintaining leadership in Cebu.

Infrastructure

The Company marked its entrance and interest in infrastructure related businesses in 2015 through the Republic Cement Group. Through the Company's partnership with CRH plc, the Republic Cement Group has developed into one of the largest local cement manufacturing and distribution companies in the Philippines. The Republic Cement Group has five integrated plants and one grinding facility in operation across Luzon, Visayas, and Mindanao.

The Company also established Aboitiz InfraCapital as a holding company of its infrastructure businesses.

On September 1, 2020, the management of the Industrial and Commercial Business Units of AboitizLand was transferred to Aboitiz InfraCapital. The Aboitiz Group believes that the future of large-scale fully integrated economic centers will be built on advanced, robust, and seamless infrastructure facilities and services. By moving the management to Aboitiz InfraCapital, the development and implementation of the integrated economic center strategy will be harmonized, which will ultimately strengthen the Aboitiz Group's competitive advantage in current and future developments and projects. Since then, the Integrated Economic Centers have rebranded to the Aboitiz InfraCapital Economic Estates.

The Company is also currently developing one of the country's largest private bulk water supply projects through Apo Agua (the "**Apo Agua Project**"), a joint venture between Aboitiz InfraCapital and JVACC. Recently, Aboitiz InfraCapital acquired a 33 and 1/3% minus 1 share equity ownership interest in GMR- Megawide Cebu Airport Corporation ("**GMCAC**"), the developer and operator of the Mactan Cebu International Airport ("**MCIA**"); and is now looking into the rehabilitation and expansion of regional airports and the construction, operation and maintenance of a network of cellular towers throughout the Philippines that it can lease to telecommunication companies.

2. Strong financial position and the ability to obtain limited recourse and corporate level financing

The Company believes its strong financial position enables AEV to expand its business portfolio through selective acquisitions and greenfield projects, while concurrently supporting organic growth of the existing businesses. AEV's strong balance sheet, as well as the Company's ability to secure bank financing from leading Philippine banks, provides support for the Company's ambitious growth plans, while maintaining a relatively low leverage.

The growth that the Company's SBUs have achieved over the years, particularly the power segment, has enabled AEV to benefit from strong cash flow generation and high levels of liquidity of its financial resources. For example, within the power segment, approximately 81% of AEV's Power Generation business is covered by bilateral contracts with, among others, private distribution utilities, electric cooperatives, the National Power

Corporation (“NPC”), industrial and commercial companies, and the National Grid Corporation of the Philippines. The remaining approximately 19% capacity is sold through the WESM.

3. Reputable and experienced management team supported by an engaged and attentive board

The Company and its SBUs are led by an experienced management team with a strong understanding of both financial and technical aspects in each of their respective business segments. Furthermore, the Company’s senior management has extensive operational and management experience in relevant industries and has enjoyed a long tenure with the Company and the Aboitiz Group. The Company also believes that its reputation, along with the management team’s experience and relationships in various industries, are key factors in ensuring the sustainability of the Company’s operations.

The Company is led by Mr. Sabin M. Aboitiz, President and Chief Executive Officer (“CEO”) of AEV since January 1, 2020 and a director since May 2018, a member of the Board Risk and Reputation Management Committee and Board Corporate Governance Committee since May 2018 and January 1, 2020, respectively, and Chairman of the Board Executive Committee since January 1, 2020. Mr. Sabin M. Aboitiz was the Executive Vice President and Chief Operating Officer of AEV from 2015 to 2019.

Mr. Sabin M. Aboitiz succeeded Mr. Erramon I. Aboitiz who was President and CEO of AEV from January 5, 2009 to December 31, 2019. Mr. Erramon I. Aboitiz will continue to sit as director of the Company.

Supporting Mr. Sabin M. Aboitiz is Mr. Jose Emmanuel U. Hilado, who has been the Senior Vice President/Chief Financial Officer/Corporate Information Officer of AEV since Jan 2023. He has more than 30 years of banking experience behind him and has held various positions in Treasury, Trading, Investments, Correspondent Banking, Bank Operations, Human Resources, and Purchasing.

In addition, each SBU is led by the following, who each have over 20 years of experience in their respective industries: Mr. Emmanuel V. Rubio, President and CEO of AboitizPower; Mr. Tristan Roberto C. Aboitiz, President and CEO of the Food Group; Mr. Edwin Bautista, President and CEO of UnionBank; Mr. David Rafael, President and CEO of AboitizLand; and Ms. Cosette Canilao, President and CEO of Aboitiz InfraCapital.

The Company believes that compliance with the principles of good governance begins with the Board. In addition to an experienced management team, one of the members of the Board for 2019-2020 is Mr. Enrique M. Aboitiz, who was appointed Chairman in December 2018. He has served as a director of AEV since May 1994, and has been Chairman of the Board Risk and Reputation Management Committee since February 2009, a member of the Board Audit and Board Corporate Governance Committees since December 2018, and a member of the Board Executive Committee since May 2018.

The Company has received a number of awards for its strength in management and governance, as widely publicized.

4. Strategic partners and key alliances

AEV has established strategic partnerships and key alliances across five SBUs over generations of success under the Aboitiz family. The Aboitiz Group believes that these partnerships and alliances enhance its ability to compete for, develop, finance and operate future growth projects in all sectors.

Together with Scatec which is a leading global renewable energy company with projects and operations in Asia, Africa and Latin America, AboitizPower owns and operates the 397 MW Magat-Maris hydroelectric power plant (the “**Magat Plant**”) and the 245 MW Ambuklao-Binga hydroelectric power complex. AboitizPower has also established partnerships with the companies such as STEAG GmbH, Global Power, Manila Electric Company (“**Meralco**”), and TeaM Energy Corporation (“**TeaM Energy**”), which are reputable names in their respective industries. Recently, AboitizPower entered into a strategic partnership with JERA, Japan’s largest generation company and one of the largest purchasers of LNG in the world.

UnionBank has an exclusive relationship with Insular Life to support its bancassurance business and with Lombard Odier to support its family wealth management business.

In relation to its infrastructure segment, AEV has partnered with the CRH Group of Ireland to propel its cement business, and formed key alliances with the JV Angeles Construction Company and Balibago Waterworks System, Inc. (“**Balibago Water**”) for various water projects, and Partners Group (through its portfolio company Terra Digital Philippines Corporation) to build and operate passive telecommunication towers and supporting infrastructure across the country, and EdgeConneX for its data center business.

The Company remains open to strategic partnerships in the pursuit of exploratory projects.

5. Established corporate reputation

The Company believes that the corporate reputation of the Aboitiz Group is one of its most valuable assets. The Company’s deep commitment to corporate governance and upholding its reputation can be traced back to 1920 when ACO was formally incorporated. Mr. Ramon Aboitiz (who was commonly referred to as Don Ramon Aboitiz), who was leading ACO at the time, once wrote “the biggest fortune I have is my word and reputation,” which he upheld even during periods of difficulty.

AEV, although no longer a private family-owned business, places paramount importance on the words of Mr. Ramon Aboitiz. With new investors and stakeholders both domestic and international involved in the business, the Company seeks to uphold the highest standards in the conduct of its business. The Company intends to continue to maintain and develop its generational corporate reputation by further committing to its “triple bottom line” focus of “People, Profit and Planet.”

The Company believes it has developed into the organization it is today because the family, shareholders, professional team leaders and team members in its various organizations and business units have always upheld strong values. In July 2013, the Company adopted its group-wide corporate values of integrity, innovation, teamwork and responsibility as its foundation for the “Aboitiz Way.” These values are intended to guide the Company towards corporate stewardship and the creation of shared value for its stakeholders.

The Company has been consistently recognized locally and within the ASEAN Region as among the Philippines’ best managed companies and has also been cited by, among others, the Philippines’ Institute of Corporate Directors and the ASEAN Capital Markets Forum for its commitment to good corporate governance, being one of the region’s top performers in the ASEAN Corporate Governance Scorecard. The Company’s leadership team believes that the Company’s reputation as a responsible corporate citizen is a major driving factor in the prosperity and success of the Company’s SBUs in the Philippines and abroad.

BUSINESS STRATEGIES

The AEV group strategy is best understood through four strategic pillars that guide it in creating long-term value for all its stakeholders:

1. Grow the business
2. Engage stakeholders
3. Build human capital
4. Execute with excellence

Grow the Business

AEV’s first strategic pillar is to grow the business by continuing to explore businesses that meet the following criteria, best summarized into the following: (a) well-suited to AEV’s experience and expertise in its currently operational business segments, (b) has dependable and growing sources of income, and (c) scalable with long-term growth potential. AEV will seek to grow within the Company’s acceptable thresholds for risk, leverage, and returns to maintain sustainable growth. An integral part of AEV’s strategy is to keep the Company’s balance sheet healthy and to uphold the Company’s ability to raise funds through the debt market.

While the Company is open to the possibility of expanding into a new industry to develop another SBU, AEV remains bullish on the long-term prospects of its five core businesses. AEV's business presence in the sectors in which it currently operates is aligned with the international indicators of economic growth. As a result, the Company expects that a prosperous economy will create greater demand for the Company's products and services, such as power consumption. The Company believes its offerings and strategies are well-positioned to take advantage of the country's economic cycle and to reap the benefits of demographic dividends.

Power

To sustain its economic growth, the Philippines will require a sufficient amount of competitively priced power to meet the country's increasing energy needs. The Company believes AboitizPower is strategically positioned to meet this increasing demand. AboitizPower seeks to provide the country with reliable power at a reasonable cost and in a responsible manner. Further, AboitizPower has a strong pipeline which features a generation portfolio of multi-fuel technologies. AboitizPower has been increasing its generation portfolio since 2007 and expects to continue to develop a strong and sustainable pipeline for the future while also protecting and optimizing the Company's current business to drive cost-efficient growth. AboitizPower is committed to growing its attributable capacity which it expects will be sourced from a portfolio of renewables and selective baseload builds. It is expected that the Company's portfolio ratio will be a 50:50 renewable energy and thermal capacity mix by the end of the current decade.

AboitizPower expects to continue to expand its renewable portfolio. Hedcor is continually exploring potential hydropower plants located in Luzon and Mindanao, with capacities ranging from 20 MW to 70 MW.

AboitizPower has over 1,000 MW of disclosed projects so far. These have delivery commitments within the next 3 years. With that, AboitizPower is on its way towards delivering 3,700MW of additional RE capacity by 2030.

AboitizPower seeks to leverage on its renewable expertise to ensure it has sufficient assets to comply with the Renewable Portfolio Standards and give customers the power of choice under the Green Energy Option Program.

To protect AboitizPower's core business and ensure stable growth, AboitizPower's major plans include expanding the Power Distribution business and improving the performance of distribution utilities. AboitizPower intends to explore opportunities to expand its portfolio of distribution companies by either acquiring additional distribution utilities or electric cooperatives, or by entering into agreements to manage distribution utilities or systems. AboitizPower also expects to focus on improving the distribution utilities' level of service and lowering their operating costs by maximizing synergies with the generation units and across the distribution utilities and by investing in new systems that will allow the distribution utilities to be more efficiently managed. AboitizPower believes that a strong distribution business of sufficient scale will continue to provide a springboard for AboitizPower's strategies in electricity generation and electricity-related services.

Food

The Food Group, through Pilmico, is strategically positioned as a manufacturer and producer. Given the trend of rising protein consumption globally, it is building a comprehensive animal nutrition platform in Asia. This requires having a good base of products and services that facilitates creation of a portfolio of offerings that will serve both existing and future customers and markets. Similar to the Company's other business segments, the Food Group utilizes a strategy of sustaining and strengthening the profitability of existing businesses as it looks to build new businesses.

As part of the Food Group's overseas strategy, the acquisition of the Gold Coin Group has allowed the Food Group to expand its customer base and geographic reach. The Company believes that the Food Group is now the fourth largest animal feed manufacturer in Southeast Asia, and is present in 8 countries across the Asia-Pacific. The Gold Coin Group's position provides the Food Group a foothold in these regional markets to explore opportunities down the value chain. Geographic expansion also provides the Food Group and the rest of AEV's businesses access to local or regional information for potential expansion opportunities. The Food Group looks

forward to harnessing synergies in distribution, localized operations, cross-selling, research and development, and raw materials and logistics costs.

Financial Services

UnionBank is currently strengthening its business model by repositioning itself into a digital bank to compete in the evolving banking landscape.

In December 2018, UnionBank established its technology and innovation arm, UBX PH, to lead its initiatives in building platforms and exploring emerging technologies in the financial space.

In November 2021, UnionBank established UnionDigital as the only digital bank by a universal bank among the six licensees approved by the BSP. It is UnionBank's foray to penetrate the larger untapped retail segment in the country in a purely digital and cost-effective manner.

Through CitySavings and its subsidiaries, and UnionDigital, UnionBank is also expanding its core business model to the unbanked and underbanked segments of the population (i.e., the portion of the adult population that do not have a formal bank account), currently serviced by fragmented institutions relying on traditional brick-and-mortar and face-to-face delivery segments. UnionBank's approach is to deliver products using innovative technologies to service these segments by upgrading its technology systems in cost-efficient ways. Technology is at the core of its strategy, to the extent where some believe it will evolve into a tech company with an embedded banking experience in the near future.

In December 2021, UnionBank acquired Citi's consumer banking in the Philippines to accelerate UnionBank's objective of becoming a 'Great Retail Bank' given Citi's market leadership in the credit cards, personal loans, and wealth management business.

Real Estate

AboitizLand's strategy has been looking to expand outside of Cebu and Metro Manila, and to step up mid-market residential launches. AboitizLand is looking to capitalize on the growing provincial house and lot mid-market, to develop commercial spaces that complement existing residential and industrial communities, and to grow its well-performing industrial business. Moreover, AboitizLand expects to start building recurring income sources focusing on opportunities around current developments, such as microstudio rental apartments strategically located within walking distance of central business districts in Metro Manila developed through its partnership with Point Blue, Inc., a company focused on building medium-rise micro studio buildings in key cities within Metro Manila. Furthermore, AboitizLand expects to actively explore complementary services from AEV's utilities, financial services, and infrastructure businesses, as it is doing at the Lima Technology Center.

Infrastructure

Aboitiz InfraCapital aims to thrive in the Philippine infrastructure space and contribute to its post COVID economic recovery.

Aboitiz InfraCapital is optimistic in achieving plans of larger scale operations by year-end with each sector on track to hit their targets – (i) Economic Estates continues its expansion; (ii) MCI jumpstarts Aboitiz InfraCapital's airports platform ambition; (iii) Apo Agua is expected to start operations; and (iv) Unity continues to accelerate its tower and small cell sites rollout.

The Economic Estates business has further strengthened its leadership in Industrial-anchored estates by continuing to expand its footprints in both Batangas and Cebu. It seeks to more than double the footprint of its developments, as well as introduce sustainability and smart city features.

Aboitiz InfraCapital acquired a 33 and 1/3% minus 1 share equity ownership interest in GMCAC, the developer and operator of the MCI. Together with its unsolicited proposals for the Bohol Panglao, Bicol International, Laguindingan and Iloilo airports, Aboitiz InfraCapital aspires to build the Aboitiz airports platform, which are vital to reviving the economy and are aligned with its objective to support regional growth centers outside of

the National Capital Region. Aboitiz InfraCapital continues to discuss the best and most prudent way to move forward with the projects with the government.

Aboitiz InfraCapital's bulk water project, Apo Agua, is expected to be completed in Q3 2023. Together with LWC and Balibago Water, Aboitiz InfraCapital is now present in all aspects of the water value chain, which includes water supply, distribution and wastewater treatment. Using this water portfolio as a platform, Aboitiz InfraCapital expects to continue to explore unserved or underserved areas within the infrastructure sector for opportunities to enter the water space across the country.

Aboitiz InfraCapital also launched Unity, a joint venture telecommunications infrastructure platform between Aboitiz InfraCapital with Partners Group. Progress is underway in building greenfield macro towers, enabling tower co-locations and providing complementary offerings via deployment of small cell sites.

Already a strong player in the cement sector, the Republic Cement Group remains committed to building capacity for the country's long-term cement requirements, and expects to upgrade facilities in order to ensure best-in-class efficiency standards.

Engage Stockholders

AEV's second strategic pillar is to maximize shared value for all the entities involved in its business through active stakeholder engagement. Direct, regular, open, and respectful dialogue with key stakeholders is seen as an essential element in developing mutually beneficial and sustainable relationships that help unlock value for all parties.

AEV's mission since its founding has been to create long term value for all its stakeholders. The philosophy of creating shared value is at the core of AEV's fundamentals. AEV believes that the only way for the business enterprise to be truly sustainable and durable for generations to come is if all stakeholders reap rewards from shared value; that AEV's shareholders should not be the only beneficiaries in its value creation efforts.

AEV also aims to drive economic and social development in the areas in which AEV has presence at a local as well as regional and national level. AEV's goal is to expand its reach to society at large and make its shared value accessible to every household.

Build Human Capital

AEV's third strategic pillar is to build human capital. This strategy entails strengthening its capability to attract, retain, and optimize top caliber professionals who will not only help manage its businesses, but also work to enhance its capabilities and skills. Talent management and succession planning are at the core of AEV's strategy in relation to human capital.

The Aboitiz Group has always taken pride in leadership excellence across five smooth leadership transitions during the group's history while retaining the simple and entrepreneurial approach that fueled its expansion. This approach has played an integral part in the continuity of AEV's policies and the execution of its strategic business plans over time. Today, as a new generation of leaders of AEV's business takes shape, its leadership team will seek to continue to produce leaders from within the ranks, having a leadership bench that is capable of stimulating healthy change and progress within the organization. In building its future leadership team, AEV aims to seek out people who believe in its purpose and brand promise, whose values are aligned with its core values, and who will thrive in its long-standing culture.

Execute with Excellence

AEV's fourth strategic pillar is to execute with excellence. AEV defines this strategic pillar by its ability to act in a timely and effective manner. AEV works continuously to enhance its business processes across all corporate service units and SBUs to ensure AEV maintains its competitive edge.

AEV believes that a major component to retain this ability to execute swiftly can be attributed to the leadership of the AEV Board. The Board is composed of highly professional directors that work in an environment of respect and collegiality, where candidness and robust discussions are not only encouraged but are the norm. The Board is comprised of three independent directors, as well as executive and non-executive members who have diverse professional backgrounds, such as economics, corporate finance, engineering, accounting, auditing and investment banking, in addition to experience in the private, government and multilateral agency sectors and other policy-making bodies. AEV's availability to a breadth of expertise provides a unique motor to pivot accordingly to market conditions and policy changes.

AEV has adopted corporate governance best practices and put in place a consistently executed risk management program to satisfy the heightened expectations of its various stakeholders. AEV has been recognized by, among others, the Philippines' Institute of Corporate Directors and the ASEAN Capital Markets Forum as one of the best-managed companies in the Philippines and in the ASEAN region, and is frequently cited for its commitment to good corporate governance.

Sustainability and ESG

Sustainable business practices have enabled the Aboitiz Group to operate commercially for 200 years. A key component of its strategy is to match its business expansion with sustainability initiatives. AEV looks at a triple-bottom line to measure the impact of its activities not only on profit but also on people and the planet. In line with this, it continues to strengthen its commitment to environment, social, and governance ("ESG") practices. AEV's goal is to grow profitably, while partnering with its stakeholders to create shared value, and minimizing its environmental impact.

To strengthen ESG governance, ESG was included as a regular Board agenda in 2020. In July 2020, the Board Corporate Governance Committee was renamed the Environment, Social and Corporate Governance Committee to assist the Board in establishing a group-wide integrated approach in addressing its ESG commitments by recommending guidelines and policies related to ESG that are material to the businesses, operations, performance or public image of the Aboitiz Group, and assess current ESG practices with the intention to align with material and emerging ESG principles and best practices.

AEV reports on its areas of focus: team member engagement and development, corporate social responsibility, customer focus, disaster resilience, carbon emissions reduction, resource efficiency, renewable energy, waste management, financial growth, and financial returns. Its report has been prepared in accordance with GRI Standards: Core option. Its key performance indicators are aligned with the United Nations Sustainable Development Goals. AEV was one of the first Philippine businesses to support the United Nations' 17 Sustainable Development Goals. AEV published its first sustainability report in 2009, adopted the GRI reporting framework in 2014 and achieved limited assurance of its 2022 Integrated Annual Report.

COVID-19 IMPACT

Since the declaration of a State of Public Health Emergency and the implementation of various community quarantine measures on business operations, public transportation, social distancing, international travel bans, and health protocols, the Aboitiz Group has continued implementing work-from-home arrangements, two-week work shifts, and remote plant operations to ensure the health and safety of the Company's employees while continuing to seamlessly serve its customers and other stakeholders.

The Company believes that a majority of its industries are resilient and not as vulnerable as other sectors. It prepared contingency plans and made sufficient adjustments to manage major disruptions. AEV has prepared scenario plans for its businesses and is working to provide accessible health services to all its facilities nationwide.

For the Aboitiz Group, the impact of the COVID-19 pandemic was generally felt as follows:

- a) potential threat to health and well-being of team members and other stakeholders resulting from the spread of the virus; and

b) constricted/reduced mobility of team members and other stakeholders resulting from the government-imposed quarantines.

The Aboitiz Group's response to COVID-19 is focused on three (3) areas - People, Process and Technology.

On People, which is the Aboitiz Group's greatest concern, it has established a system in monitoring the COVID-19 cases across the Aboitiz Group. It has developed a "Re-Entry Assessment and Management Program" with its healthcare provider in case there is an urgent need to go to the workplace and regularly monitors them for potential exposure history or infection that may put their colleagues at risk. As of July 31, 2022, 96% of the Aboitiz Group's organic team members had been fully vaccinated with 16% having received a supplementary booster shot. AEV's organic team members are 100% fully vaccinated with 50% having received their supplementary dose as of July 31, 2022.

On Process, the Aboitiz Group is ensuring that each Business Unit prepared its business impact analysis and regularly updates these to include flexible risk mitigation measures. The Aboitiz Group developed and regularly updates the "Group-wide Return to Work Playbook", aligned with the Government's guidelines and ensures access by all team members online.

On Technology, we ensure that the Aboitiz Group's virtual private network ("VPN") and endpoint security, threat intelligence, and cyber-attack response installation are completed for all team members as a protection during the work from home set-up. The Aboitiz Group has maximized the use of digital channels for activities that would normally require face to face interactions, while monitoring on daily basis VPN utilizations, information technology ("IT") security and IT infrastructure.

All of the Aboitiz Group's businesses are operating and business continuity plans are successfully implemented to ensure adequate and reliable supply of its services and products.

Any community quarantine restrictions imposed by the Government will affect demand and economic activity. Despite this, the Aboitiz Group's businesses are expected to continue their recovery and enhance operational resilience.

The Power group continues to provide the country with the much-needed power supply for hospitals, government institutions, and critical businesses, while ensuring the safety of its teams, partners, and communities. To address the challenges posed by the pandemic, the Power Group developed a program that combines the best of work-from-home, two-week work shifts, and remote plant operations. This will ensure that the Power Group keeps the lights on for the country. It also assessed the current and future modes of operations. This led to the necessity of doing an organizational restructuring, allowing for resiliency and enabling the Power Group to remain efficient, competitive, and sustainable. It is in the planning stages of a return to the workplace program, but will advance with caution. The Dinginin Project is in the final stages of construction, with Unit 1 achieving first synchronization on February 5, 2021. Its Unit 1 received its Certificate of Compliance from the Energy Regulatory Commission on January 18, 2022 and began running and serving its PSAs from its own generation on January 25, 2022. Meanwhile, its Unit 2 is in the final stages of its construction and commissioning, with it first synchronizing to the grid last April 23, 2022 and expecting to complete the remainder of its testing and commissioning program by October 2022. Meanwhile, Unit 2 is expected to complete the remainder of its testing and commissioning program required for ERC Certificate of Compliance ("CoC") issuance in August 2022, while the performance of other tests and works by the EPC contractor are done in parallel.

The Financial Services Group's digital strategy and expertise proved its resilience as it is able to continue to service its customers, capture new customers while running bank operations from the homes of the employees of the Financial Services Group.

The impact of COVID-19 and quarantine restrictions on the performance of the Financial Services Group was a continuous increase in its digital customers and digital transactions with the rising need for digital solutions amid this crisis.

Registered digital users of the Bank were at 4.2 million as of March 31, 2023. Of this 1.9 million customers were digital accounts opened through UnionBank's Online App.

To cope with the above impact, UnionBank activated its plans to ensure that it provides continuous services to the public while ensuring the health and welfare of its employees. UnionBank implemented a split-workforce arrangement complemented by alternative work arrangements that involve telecommuting and work from home strategies. Most of all, UnionBank's digital capabilities enabled solutions applied in the organization's ways of working and alternative channels to pursue service offerings while mitigating the risks associated with COVID-19.

In recognition of UnionBank's efforts, it was recognized in both 2020 and 2021 as one of the most helpful banks in the Asia-Pacific region during the COVID-19 crisis.

In a move that is expected to further enable UnionBank to cater to those who are unbanked and underserved by traditional banks, especially during this period of reduced mobility, the BSP approved UnionBank's digital bank application on July 15, 2021. This development is essential in UnionBank's overall digital strategy as it fast tracks the onboarding of customers into its digital channels. Its digital bank subsidiary, UnionDigital was incorporated in November 2021 and started commercial operations on July 18, 2022. The Bank leverages state-of-the-art back-end infrastructure to onboard customer communities while promoting inclusive prosperity as UnionBank enables more Filipinos to bank digitally especially amidst the pandemic.

For the Food Group, the pandemic's impact came in the form of disruptions in production and supply, shifts in sales channels and market consumption patterns, logistical constraints and challenges, a longer cash conversion cycle, and the extension of project completions.

To cope with the above impact, the Food Group maximized and accelerated digital selling and collections. The Food Group maintained sufficient levels of raw materials to support its operations in order to minimize issues in terms of domestic and international logistics. It continued to accelerate its business despite the turmoil through: (1) focusing on product lines that are supported by strong demand; (2) improving operational efficiency; and (3) proactively managing collections and expenses to improve cash flows. Lastly, the Food Group prioritized vital capital expenditures to protect its bottom line.

The immediate impact of COVID-19 and quarantine restrictions on the performance of the Real Estate Group was the slowdown and restrictions in operations on the construction of its residential projects.

To cope with the above impact, the Real Estate Group adapted innovative selling techniques such as contactless home buying services and launched a series of webcasts that touch on relevant topics in the context of the new normal – from investments to architectural design in order to improve its reach during the community quarantine. This digital strategy, combined with enhanced construction activity, resulted in increased revenues for the residential business.

The impact of COVID-19 to the Infrastructure Group was seen in the slowdown of construction activities for its bulk water project, Apo Agua, particularly during the enforcement of COVID-related community quarantines. Nevertheless, Apo Agua hopes to begin operations by Q1 2023.

To address the slowdown in construction activities, Apo Agua decided to take over the site from its contractor, JVACC.

The impact on the commercial business, consisting of retail centers and office buildings complementing the group's industrial and residential developments, was the physical closure or limited operating capacity of stores and office spaces during the quarantine period. The industrial business, which caters to export-oriented locators within the group's industrial parks, suffered the least adverse effects.

To cope with the above impact, the commercial business scaled up their operations while implementing safety protocols as foot traffic continued to increase with the easing of quarantine restrictions. Industrial business operations remain resilient with land development activities on track to be completed as scheduled.

To help the country cope during this period of limited mobility, Aboitiz InfraCapital officially launched Unity, its joint telecommunications infrastructure platform with Partners Group. Through Unity, Aboitiz InfraCapital will

build and operate telecommunication towers, and support infrastructure across the country to help mobile network operators improve connectivity, service reliability, and address the needs of the general public arising from the shift to work-from-home set-ups and online education.

DESCRIPTION OF THE ISSUER

Incorporated on September 11, 1989, the Company was originally known as Cebu Pan Asian Holdings, Inc. Its name was changed to Aboitiz Equity Ventures Inc. on December 29, 1993, and its ownership was opened to the general public through an Initial Public Offering of its common shares in 1994.

In 2013, AEV transferred its corporate headquarters from Cebu to Metro Manila. The transfer, including the corresponding amendment to the Company's corporate documents, was approved by the stockholders during the May 20, 2013 Annual Stockholders' Meeting. AEV's current principal office address is at 32nd Street, Bonifacio Global City, Taguig City, Metro Manila. AEV and its Subsidiaries still maintain administrative and liaison offices in Cebu.

As of March 31, 2023, ACO owns 48.59% of the outstanding capital stock of AEV, 4.79% are owned by directors, officers, and related parties, while the remaining 46.60% are owned by the public.

Neither AEV nor any of its Subsidiaries has ever been the subject of any bankruptcy, receivership or similar proceedings.

a) Principal Products and Services

As of March 31, 2023, AEV's core businesses, conducted through its various Subsidiaries and Affiliates, can be grouped into five main categories as follows: (a) power distribution, power generation, and retail electricity supply; (b) financial services; (c) food manufacturing; (d) real estate; and (e) infrastructure. Principal products and services offered by AEV's core businesses are discussed per SBU below.

Based on the SEC parameters of what constitutes a significant Subsidiary under Item XX of Annex "B" of SRC Rule 12, AboitizPower is AEV's only significant Subsidiary.

b) Sales

Comparative amounts of consolidated revenues, and profitability of continuing operations are as follows:

(in ₱ millions)	1Q 2023 (Unaudited)	1Q 2022 (Unaudited)	2022 (Audited)	2021 (Audited)	2020 (Audited)
Revenue	₱75,879	₱62,481	₱306,753	₱223,929	₱186,726
Operating Profit	₱7,148	₱7,495	₱34,987	₱33,101	₱31,474

Please also refer to page 103 of the Prospectus.

The operations of AEV and its Subsidiaries are based largely in the Philippines. AEV's percentage of revenues and net income contributed by foreign sales are as follows:

Contribution to Revenue	1Q2023		1Q2022		2022		2021		2020	
	(in ₱ millions)	%	(in ₱ millions)	%	(in ₱ millions)	%	(in ₱ millions)	%	(in ₱ millions)	%

Philippines	₱59,818	77%	₱47,536	70%	₱242,674	73%	₱171,805	71%	₱142,541	72%
Rest of Asia	18,169	23%	19,958	30%	89,461	27%	71,797	29%	56,660	28%
Total	₱77,987	100%	₱67,494	100%	₱332,135	100%	₱243,602	100%	₱199,201	100%

Please also refer to page 103 of the Prospectus.

Contribution to Net Income Attributable to Parent	1Q2023		1Q2022		2022		2021		2020	
	(in ₱ millions)	%	(in ₱ millions)	%	(in ₱ millions)	%	(in ₱ millions)	%	(in ₱ millions)	%
Philippines	₱14,172	104%	₱4,070	103%	₱25,442	102%	₱27,306	100%	₱15,125	98%
Rest of Asia	(167)	(4%)	(133)	(3%)	(615)	(2%)	₱4	0%	₱309	2%
Total	₱4,005	100%	₱3,938	100%	₱24,827	100%	₱27,310	100%	₱15,434	100%

Please also refer to page 103 of the Prospectus.

Comparative amounts of revenue contribution by business group are as follows:

Contribution to Revenue

	1Q 2023 (Unaudited)		1Q 2022 (Unaudited)		2022 (Audited)		2021 (Audited)		2020 (Audited)	
	(in ₱ millions)	%	(in ₱ millions)	%	(in ₱ millions)	%	(in ₱ millions)	%	(in ₱ millions)	%
Power	48,741	63	35,878	56	193,994	62	134,359	59	110,377	59
Food	26,196	34	25,994	41	110,726	35	87,200	38	72,597	38
Financial Services	-	0	-	0	-	0	-	0	-	0
Real Estate	1,808	2	1,307	2	7,780	2	5,327	2	3,618	2
Infrastructure	35	0	30	0	143	0	126	0	96	0
Others	354	1	367	1	2,181	1	2,004	1	1,450	1
Subtotal	77,134	100	63,576	100	314,824	100	229,016	100	188,138	100
Eliminations	(1,255)		(1,095)		(8,071)		(5,086)		(1,412)	
Total	75,879	100	62,481	100	306,753	100	223,930	100	186,726	100

Note: Percentages refer to the business group's share in the total net revenue for a given year. The revenues of Associates do not form part of the Group's consolidated revenues. For additional details on the income contributions of all business segments/groups to AEV, please refer to Business Segment Information of the Notes to the Consolidated Financial Statements.

Please also refer to page 104 of the Prospectus.

c) Distribution Methods of the Product or Services

Please refer to page 104 of the Prospectus.

d) New Products/Services

Please refer to page 104 of the Prospectus.

e) Competition

Please refer to page 105 of the Prospectus.

f) Sources of Raw Materials

Please refer to page 105 of the Prospectus.

g) Major Customers

Please refer to page 105 of the Prospectus.

h) Transactions with and/or Dependence on Related Parties

Please refer to pages 105-106 of the Prospectus.

For detailed discussion on RPTs, please also refer to the notes of the Company’s consolidated annual financial statements.

i) Patents, Copyrights, and Franchises

AEV and its Subsidiaries own, or have pending applications for the registration of intellectual property rights for various trademarks associated with their corporate names and logos. The following table sets out information regarding the trademark applications which AEV and its Subsidiaries have filed with the Intellectual Property Office of the Philippines (“IPOPHL”) and intellectual property offices abroad.

Philippine IPOPHL

Trademarks	Owner	Registration No. / Date Issued	Description	Status
Driven to Lead. Driven to Excel. Driven to Serve. word mark (Class Nos. 30, 36, 37, 39, 40 and 42)	Aboitiz Equity Ventures Inc.	04-2012-001132 June 21, 2012	Application for the word mark “Driven to Lead. Driven to Excel. Driven to Serve.”	Abandoned, as no longer in use.
Aboitiz word mark (Class Nos. 30, 35, 36, 37, 39, 40 and 42)	Aboitiz Equity Ventures Inc.	04-2018-018635 March 17, 2019	Application for the word mark “Aboitiz”.	Registered.
Aboitiz word mark (Additional activities under Class Nos. 36, 37)	Aboitiz Equity Ventures Inc.	04-2019-000086 August 8, 2019	Application for the word mark “Aboitiz” to cover additional services under Class Nos. 36 and 37.	Registered.
Advancing Business and Communities Logo (Class Nos. 35 and 36)	Aboitiz Equity Ventures Inc.	04-2018-021743 November 7, 2019	Application for the device mark “Advancing Business and Communities”, with color claim.	Registered.
Aboitiz Equity Ventures word mark (Class Nos. 35 and 36)	Aboitiz Equity Ventures Inc.	04-2018-021492 March 21, 2020	Application for the word mark “Aboitiz Ventures”.	Registered.
Aboitiz Equity Ventures Logo (Class Nos. 35 and 36)	Aboitiz Equity Ventures Inc.	04-2018-021742 October 6, 2019	Application for the device mark “Aboitiz Equity Ventures”, with color claim.	Registered.
A Future Built By You (Class No. 35)	Aboitiz Equity Ventures Inc.	4-2019-003834 August 8, 2019	Application for the mark “A Future Built By You”.	Registered.
Aboitiz & Device – Black (Class Nos. 30, 36, 37, 39, 40 and 42)	Aboitiz & Co., Inc.	4-2005-012408 September 24, 2007 (Trademark has been renewed and will expire on September 24, 2027.)	Application for the device mark “Aboitiz (Black)”.	Registered.
Aboitiz & Device – Red (Class Nos. 30, 36, 37, 39, 40 and 42)	Aboitiz & Co., Inc.	4-2005-012409 September 24, 2007 (Trademark has been renewed and will expire on September 24, 2027.)	Application for the device mark “Aboitiz (Red)”.	Registered.

Trademarks	Owner	Registration No. / Date Issued	Description	Status
Passion for better ways word mark (Class Nos. 30, 36, 37, 39, 40 and 42)	Aboitiz & Co., Inc.	4-2005-012413 September 24, 2007 (Trademark has been renewed and will expire on September 24, 2027.)	Application for the word mark "Passion for better ways".	Registered.
Cotabato Light & Device (Class No. 39)	Cotabato Light	4-2019-502915 October 20, 2019	Application for the device mark "Cotabato Light"	Registered.
Davao Light & Device (Class No. 39)	Davao Light	4-2019-502917 October 20, 2019	Application for the device mark "Davao Light"	Registered.
Visayan Electric & Device (Class No. 39)	Visayan Electric	4-2019-015288 December 29, 2019	Application for the device mark "Visayan Electric"	Registered.
Subic Enerzone & Device (Class No. 39)	Subic Enerzone	4-2019-502914 October 20, 2019	Application for the device mark "Subic Enerzone"	Registered.
Balamban Enerzone & Device (Class No. 39)	Balamban Enerzone	4-2019-502910 February 10, 2020	Application for the device mark "Balamban Enerzone"	Registered.
Mactan Enerzone & Device (Class No. 39)	Mactan Enerzone	4-2019-502911 February 20, 2020	Application for the device mark "Mactan Enerzone"	Registered.
Lima Enerzone & Device (Class No. 39)	Lima Enerzone	4-2019-502912 February 20, 2020	Application for the device mark "Lima Enerzone"	Registered.
Malvar Enerzone & Device (Class No. 39)	Malvar Enerzone	4-2019-502913 February 20, 2020	Application for the device mark "Malvar Enerzone"	Registered.
Techglomerate (Class No. 35)	Aboitiz Equity Ventures, Inc.	4-2022-518217 October 15, 2022	Application for the word mark "Techglomerate"	Registered.
Techglomerate Premium (Class Nos. 35, 36)	Aboitiz Equity Ventures, Inc.	4-2022-518342 December 12, 2022	Application for the word mark "Techglomerate Premium"	Pending.

International Trademarks Application (Madrid Protocol)

Trademarks	Owner	Country of Application	Status
Aboitiz (Word Mark) (#1504418) (Class Nos. 30, 35, 36, 37, 39, 40, and 42)	Aboitiz Equity Ventures Inc.	WIPO	Registered.
Aboitiz (Word Mark) (Class Nos. 30, 35, 36, 37, 39, 40, and 42)	Aboitiz Equity Ventures Inc.	Laos	Registered.

Aboitiz (Word Mark) (Class Nos. 30, 35, 36, 37, 39, 40, and 42)	Aboitiz Equity Ventures Inc.	Singapore	Registered.
Aboitiz (Word Mark) (Class Nos. 30, 35, 36, 27, 29, 40 and 42)	Aboitiz Equity Ventures Inc.	Brunei	Registered.
AboitizPower (word) (Class Nos. 39, 40, and 42)	AboitizPower	WIPO	Registered.
AboitizPower (device) (Class Nos. 39, 40, and 42)	AboitizPower	WIPO	Registered.
Cleanergy (word) (Class Nos. 39, 40, and 42)	AboitizPower	WIPO	Registered.
Cleanergy Get It (Device) (Class Nos. 39, 40, and 42)	AboitizPower	WIPO	Registered.
Cleanergy Got It (Device) (Class Nos. 39, 40, and 42)	AboitizPower	WIPO	Registered.
AboitizPower A Better Future (Class Nos. 39, 40, and 42)	AboitizPower	WIPO	Registered.

International Trademarks Application (Non-Madrid)

Trademarks	Owner	Country of Application	Status
Aboitiz (Word Mark) (Class No. 30)	Aboitiz Equity Ventures Inc.	Malaysia	Registered.
Aboitiz (Word Mark) (Class No. 35)	Aboitiz Equity Ventures Inc.	Malaysia	Registered.
Aboitiz (Word Mark) (Class No. 36)	Aboitiz Equity Ventures Inc.	Malaysia	Registered.
Aboitiz (Word Mark) (Class No. 37)	Aboitiz Equity Ventures Inc.	Malaysia	Pending.
Aboitiz (Word Mark) (Class No. 39)	Aboitiz Equity Ventures Inc.	Malaysia	Pending.
Aboitiz (Word Mark) (Class No. 40)	Aboitiz Equity Ventures Inc.	Malaysia	Pending.
Aboitiz (Word Mark) (Class No. 42)	Aboitiz Equity Ventures Inc.	Malaysia	Pending.
Aboitiz (Class No. 42)	Aboitiz Equity Ventures Inc.	Sri Lanka	Pending.
Aboitiz (Class No. 40)	Aboitiz Equity Ventures Inc.	Sri Lanka	Pending.
Aboitiz	Aboitiz Equity Ventures Inc.	Sri Lanka	Pending.

(Class No. 39)			
Aboitiz (Class No. 37)	Aboitiz Equity Ventures Inc.	Sri Lanka	Pending.
Aboitiz (Class No. 36)	Aboitiz Equity Ventures Inc.	Sri Lanka	Pending.
Aboitiz (Class No. 35)	Aboitiz Equity Ventures Inc.	Sri Lanka	Pending.
Aboitiz (Class No. 30)	Aboitiz Equity Ventures Inc.	Sri Lanka	Pending.

AEV and its Subsidiaries have other pending and registered trademark applications under the Madrid Protocol for the following countries: Brunei, China, Indonesia, Cambodia, Laos, Singapore, Thailand, and Vietnam.

j) Government Approvals

AEV and its Subsidiaries rely on government approvals relative to the industries in which they operate. They secure various government approval such as environmental compliance certificate, development permits, license to sell, business permits, import permits, etc. as part of the normal course of its business. A list of material permits of AEV and its Subsidiaries is attached hereto as Annex D.

The discussion on the need for any government approval for principal products or services of AEV and its Subsidiaries, including COCs obtained by the Generation Companies and franchises obtained by the Distribution Utilities, is included in the discussion of each SBU.

h) Effect of Existing or Probable Governmental Regulations

AEV and its Subsidiaries are subject to the laws generally applicable to all Philippine corporations, such as corporation law, securities law, tax laws, and the Local Government Code. All Philippine corporations are also subject to labor laws and social legislation, including Republic Act (“RA”) No. 11199 or the Social Security Act of 2018, RA No. 10606 or the National Health Insurance Act of 2013, RA No. 11223 or the Universal Health Care Act, RA No. 9679 or the Home Development Mutual Fund Law of 2009, The Philippine Labor Code and its implementing rules, and other labor-related laws, regulations, and DOLE mandated work-related programs.

The Aboitiz Group closely monitors its compliance with the laws and government regulations affecting its businesses. Please refer to the discussion on the effects of existing and/or probable governmental regulations for rules applicable to the individual SBU.

At the Aboitiz Group level, the following are the general business regulation framework:

1. Tax Reform for Acceleration and Inclusion Law

Please refer to page 109-110 of the Prospectus.

2. Corporate Recovery and Tax Incentives for Enterprises Act

RA No. 11534, otherwise known as the Corporate Recovery and Tax Incentives for Enterprises (“**CREATE**”) Act, was signed into law by President Duterte on March 26, 2021 and took effect on April 1, 2021. The law seeks to reform the country’s fiscal incentives to make it performance-based, targeted, time-bound, and transparent. This means that incentives will be granted based on the number and quality of jobs that will be created, the investments made on research and development and skills training, the capital invested for countrywide infrastructure development, among other criteria.

The salient features of the CREATE Act are as follows:

- a. Effective July 1, 2020, lowering the income tax rate to 25% for domestic corporations and foreign corporations, and to 20% for domestic corporations with net taxable income not exceeding P5 Million and with total assets (excluding land) of not more than P100 Million;
- b. Lowering the Minimum Corporate Income Tax rate to 1% effective July 1, 2020 to June 30, 2023;
- c. Tax exemption on foreign-sourced dividends subject to certain conditions;
- d. Repeal of the Improperly Accumulated Earnings Tax;
- e. Repeal of the 5% Gross Income Tax (“GIT”) incentive and providing for a ten-year transitory period for all firms that are currently availing of the 5% GIT;
- f. Providing fiscal incentives for activities included in the Strategic Investment Priority Plan (“SIPP”), provided that the category of incentives shall be based on the location and industry of the registered project or activity; and
- g. Granting the President the power to modify the mix, period, or manner of availment of incentives or craft a financial support package for a highly desirable project or a specific industrial activity.

The Fiscal Incentives Review Board (“FIRB”) is the government body authorized to grant tax incentives to registered business enterprises to the extent of their approved registered project or activity under the SIPP. Pursuant to the CREATE Act, the FIRB has delegated to the relevant Investment Promotion Agencies the grant of tax incentives for registered projects or activities with investment capital of ₱1,000,000,000 and below.

The CREATE Act is the second package of the Comprehensive Tax Reform Program of the Duterte Administration. On June 21, 2021, the Department of Finance (“DOF”) and the DTI signed the implementing rules and regulations (“IRR”) of the CREATE Act.

The lower income tax provided by the CREATE Act will generate substantial amounts of tax savings to the Company and its subsidiaries which were under the 30% tax regime prior to the effectiveness of the said law. While some of the subsidiaries have been availing of incentives under special laws which have been repealed by the CREATE Act, the law provides for sunset provisions by (i) allowing the entities granted with income tax holiday to enjoy it until it expires and (ii) granting subsidiaries who enjoyed income tax holiday and are entitled to the 5% gross income earned (“GIE”) incentive after their income tax holiday the benefit to continuously avail of the 5% GIE rate for the next ten years.

3. Revised Corporation Code

Please refer to page 110-112 of the Prospectus.

4. The Philippine Competition Act

The Philippine Competition Act was signed into law on July 21, 2015 and took effect on August 8, 2015. This Act aims to codify anti-trust laws in the Philippines and it provides the competition framework in the country. The Philippine Competition Act was enacted to provide free and fair competition in trade, industry, and all commercial economic activities.

To implement its objectives, the Philippine Competition Act provides for the creation of a Philippine Competition Commission (“PCC”), an independent quasi-judicial agency to be composed of five commissioners. Among the PCC’s powers are to: conduct investigations, issue subpoenas, conduct administrative proceedings, and impose administrative fines and penalties. To conduct a search and seizure, the PCC must apply for a warrant with the relevant court.

The Philippine Competition Act prohibits anti-competitive agreements between or among competitors, and mergers and acquisitions which have the object or effect of substantially preventing, restricting, or lessening competition. It also prohibits practices which involve abuse of dominant position, such as selling goods or services below cost to drive out competition, imposing barriers to entry or prevent competitors from growing, and setting prices or terms that discriminate unreasonably between customers or sellers or the same goods, subject to exceptions.

The Philippine Competition Act also introduces the pre-notification regime for mergers and acquisitions, which requires covered transactions to be notified to the PCC for its approval.

On June 3, 2016, the PCC issued the IRR of the Philippine Competition Act. Under the IRR, as a general rule, parties to a merger or acquisition are required to provide notification when: (a) the aggregate annual gross revenues in, into or from the Philippines, or value of the assets in the Philippines of the ultimate parent entity of the acquiring or the acquired entities exceed ₱1.0 billion (“**Size of Party Test**”) and (b) the value of the transaction exceeds ₱1.0 billion, as determined in the IRR (“**Size of Transaction Test**”); while Parties to a joint venture transaction shall also be subject to the notification requirement if either (a) the aggregate value of the assets that will be combined in the Philippines or contributed into the proposed joint venture exceeds ₱1.0 billion, or (b) the gross revenues generated in the Philippines by assets to be combined in the Philippines or contributed into the proposed joint venture exceed ₱1.0 billion.

The PCC also has released its “Guidelines on the Computation of Merger Notification Thresholds”, providing the method for calculation of the aggregate value of assets and gross revenues from sales for the purposes of determining whether a proposed merger or acquisition is notifiable to the PCC.

On March 1, 2018, the PCC issued Memorandum Circular No. 18-001, which provides that unless otherwise modified or repealed by the Commission, the thresholds set out in Rule 4, Section 3 of the IRR, as amended, shall be automatically adjusted commencing on 1 March 2019 and on March 1st of every succeeding year, using as index the Philippine Statistics Authority’s official estimate of the nominal Gross Domestic Product (“**GDP**”) growth of the previous calendar year rounded up to the nearest hundred millions. The annual nominal GDP from 2017 to 2018 grew by 10.23%.

Violations of the Philippine Competition Act and its IRR carry administrative and criminal penalties. A transaction that meets the thresholds and does not comply with the notification requirements and waiting periods shall be considered void and will subject the parties to an administrative fine of 1% to 5% of the value of the transaction. Criminal penalties for entities that enter into these defined anti-competitive agreements include: (i) a fine of not less than ₱50.0 million but not more than ₱250.0 million; and (ii) imprisonment for two to seven years for directors and management personnel who knowingly and willfully participate in such criminal offenses. Administrative fines of ₱100.0 million to ₱250.0 million may be imposed on entities found violating prohibitions against anti-competitive agreements and abuse of dominant position. Treble damages may be imposed by the PCC or the courts, as the case may be, where the violation involves the trade or movement of basic necessities and prime commodities.

On September 15, 2017, the PCC published the 2017 Rules of Procedure (“**Rules**”) which apply to investigations, hearings, and proceedings of the PCC, except to matters involving mergers and acquisitions unless otherwise provided. It prescribes procedures for fact-finding or preliminary inquiry and full administrative investigations by the PCC. The Rules also include non-adversarial remedies such as the issuance of binding rulings, show cause orders, and consent orders.

On September 10, 2019, the Supreme Court issued A.M. No. 19-08-06-SC, or the *Rule on Administrative Search and Inspection under the Philippine Competition Act* (“**Search and Inspection Rule**”). The Search and Inspection Rule governs the application, issuance and enforcement of an inspection order in relation to administrative investigations of alleged violations of the Philippine Competition Act, its implementing rules and regulations, and other competition laws.

Beginning March 1, 2023, the PCC raised the thresholds for the Size of Party Test and Size of Transaction Test to ₱7.0 billion and ₱2.9 billion, respectively.

5. Amended Foreign Investments Act of 1991 (Amended FIA)

Please refer to page 113 of the Prospectus.

6. Amended Public Service Act

Please refer to page 114 of the Prospectus.

7. Data Privacy Act of 2012

Please refer to page 114-115 of the Prospectus.

8. Registration under the BOI

On April 12, 2019, RA No. 11285, otherwise known as the Energy Efficiency and Conservation Act, was enacted. Under the said law, upon certification by the DOE, energy efficiency projects shall be included in the annual investment priorities plan of the BOI and shall be entitled to the incentives provided under EO No. 226, as amended, and any other applicable laws for 10 years from the effectivity of the Act. Said energy efficiency projects shall also be exempt from the requirements provided under Article 32(1) of EO No. 226. Energy efficiency projects refer to projects designed to reduce energy consumption and costs by any improvement, repair, alteration, or betterment of any building or facility, or any equipment, fixture, or furnishing to be added to or used in any building, facility, or vehicle including the manufacturing and provision of services related thereto: provided, that such projects shall be cost-effective and shall lead to lower energy or utility costs during operation and maintenance.

9. Labor-related Regulations

Please refer to pages 115-117 of the Prospectus.

STRATEGIC BUSINESS UNITS (“SBU(s)”)

POWER

AEV’s power Business Unit, AboitizPower was incorporated on February 13, 1998 in Cebu City, Philippines as a private holding company.

AboitizPower through its Subsidiaries, Joint Ventures, and Associates, is a leading player in the Philippine power industry with interests in privately-owned Generation Companies, RES services, and distribution utilities throughout the Philippines, from Benguet in the north to Davao in the south.

AboitizPower’s portfolio of power generating plants consists of a mix of renewable and non-renewable sources and of baseload and peaking power plants. This allows the Company to address the 24-hour demand of the country with its coal and geothermal plants handling base-load demand, while the hydropower, solar, and oil-based plants handle intermediate to peaking demand. Most of these plants are also capable of providing ancillary services, which are also critical in ensuring a reliable grid operation. Based on ERC Resolution No. 03-2023, dated March 8, 2023, its Generation Companies have an installed capacity which is equivalent to a 19% ownership market share of the national grid’s installed generating capacity. AboitizPower’s renewable investments are held primarily through its wholly-owned Subsidiary, Aboitiz Renewables, Inc. (“ARI”) and its Subsidiaries and joint ventures. AboitizPower is a pioneer in the building and operation of run-of-river mini hydropower plants in the country.

AboitizPower also owns interests in nine Distribution Utilities in Luzon, Visayas, and Mindanao, including Visayan Electric and Davao Light, the second and third largest distribution utilities in the Philippines, respectively. Energy sales increased by 8% to 1,404 GWh during the three months ended 31 March 2023 from 1,298 GWh in the three months ended 31 March 2022.

The power generation business is engaged in the generation and supply of power to various customers under power supply contracts, ancillary service procurement agreements (each, an “ASPA”) and for trading in the WESM. The power distribution business is engaged in the distribution and sale of electricity to end-users through its various distribution utilities, and the RES and Others segment includes retail electricity sales to Contestable Customers and provision of electricity-related services, such as installation of electrical equipment. For AboitizPower’s Subsidiaries engaged in the power generation and supply of retail electricity, capacity sold in the first quarter of 2023 increased by 34% to 4,738 MW, compared to 3,534 MW in the same period in 2022. Energy sold increased by 44% to 8,725 GWh for the first quarter of 2023, compared to 6,055 GWh in the same period in 2022.

On September 27, 2021, the Board of Directors of AEV approved the sale of common shares in AboitizPower, representing approximately 25.01% of the total outstanding common shares of AboitizPower to JERA Asia Pte. Ltd. As of March 31, 2023, AEV owns 51.99% of the outstanding capital stock of AboitizPower.

Neither AboitizPower nor any of its Subsidiaries has ever been the subject of any bankruptcy, receivership or similar proceedings.

a. Principal Products and Services

GENERATION OF ELECTRICITY (POWER GENERATION BUSINESS)

AboitizPower’s power generation portfolio includes interests in both renewable and non-renewable generation plants. The respective contributions by renewable and non-renewable sources of energy are as follows:

Source	Percentage
<i>Renewable</i>	

Hydro	13%
Geothermal	7%
Solar	1%
Total	20%
Non- Renewable	
Coal	67%
Oil	14%
Total	80%

As of March 31, 2023, the power generation business accounted for 98% of earning contributions from AboitizPower's business segments. AboitizPower conducts its power generation activities through the Subsidiaries and Affiliates listed in the table below.

The table below summarizes the Generation Companies' operating results as of March 31, 2023 and full year 2022:

Generation Companies	Energy Sold		Revenue	
	1Q 2023	FY 2022	1Q 2023	FY 2022
	(in GWh)		(in ₱ Millions)	
APRI	737	3,316	4,205	18,704
Sacasun	18	63	122	477
Hedcor	9	137	50	836
LHC	29	315	100	1,002
Hedcor Sibulan	64	262	341	1,408
Hedcor Tudaya	9	39	51	232
Hedcor Sabangan	6	49	36	289
Hedcor Bukidnon	114	386	667	2,265
SN Aboitiz Power-Magat	756	3,472	2,888	11,116

SN AboitizPower-Benguet	390	1,937	1,781	9,172
TLI	1210	6,322	9,063	41,280
TSI	477	1,739	3,806	14,604
TVI	606	2,192	4,110	15,048
Cebu Energy	487	1,957	3,515	14,259
SPI	357	1,574	2,763	8,932
GMEC	1160	3,778	8,393	36,128
GNPD	2613	6,537	15,100	54,403
WMPC	200	784	331	1,793
SPPC	0	0	0	0
CPPC	8	93	146	1,060
EAUC	78	408	365	1,214
TMI	477	920	403	1,435
TMO	298	1,139	416	2,158
TPVI*	3	34	80	418
Davao Light**(decom-missioned)	0	0	Revenue Neutral	Revenue Neutral
Cotabato Light**	0	0	Revenue Neutral	Revenue Neutral

*The TPVI plant started commercial operations on August 7, 2020 and was first dispatched based on an offer into the WESM on August 26, 2020.

**Plants are operated as stand-by plants which means they operate in case of power supply issues with the NPC and thus are revenue neutral with costs for operating each plant recovered by Davao Light and Cotabato Light, as the case may be, as approved by ERC. The Davao Light plant has been decommissioned since November 2018.

Please also see pages 119-120 of the Prospectus.

Renewables

Aboitiz Renewables, Inc. (“ARI”)

AboitizPower has been committed to developing expertise in renewable energy technologies since commencing its operations in 1998. As of March 31, 2023, AboitizPower’s renewable energy portfolio comprises attributable net sellable capacity of approximately 928.5 MW in operation, divided into 46.8 MW of solar, 591.6 MW of

hydro, and 290 MW of geothermal.

AboitizPower's investments and interests in various renewable energy projects, including geothermal, large hydro, run-of-river hydro, and solar projects, are held primarily through its wholly-owned Subsidiary, ARI and its Subsidiary power generation companies. ARI was incorporated on January 19, 1995. AboitizPower, through and/or with ARI, owns equity interests in the following Generation Companies, among others:

Management Company	Percentage of Ownership	Plant Name (Location)	Plant Name (Location)	Net Sellable Capacity (MW)	Attributable Net Sellable Capacity (MW)	Offtakers
AP Renewables, Inc.	100%	Tiwi – Makban (Luzon)	Geothermal	290	290	WESM/ Bilaterals
Hedcor, Inc.	100%	Benguet 1-11 (Luzon) La Trinidad, Bineng 3, Ampohaw, FLS, Labay, Lonyoy, Irisan 1 and 3, and Salangan	Run-of-river hydro	52.7	52.7	FIT/ Bilaterals/WE S<
		Davao 1-5 (Mindanao) Talomo 1, 2, 2A, 2B, and 3	Run-of-river hydro	4.5	4.5	Generator-Distribution utility
Hedcor Bukidnon, Inc.	100%	Manolo Fortich (Mindanao)	Run-of-river hydro	68.8	68.8	FIT
Hedcor Sabangan, Inc.	100%	Sabangan (Luzon)	Run-of-river hydro	14	14	FIT
Hedcor Sibulan, Inc.	100%	Sibulan (A, B and Tudaya A) (Mindanao)	Run-of-river hydro	49.1	49.1	Distribution utility
Hedcor Tudaya, Inc.	100%	Tudaya (B) (Mindanao)	Run-of-river hydro	7	7	FIT
Luzon Hydro Corporation	100%	Bakun (Ilocos Sur, Luzon)	Run-of-river hydro	74.8	74.8	NPC (2026)
San Carlos Sun Power, Inc.	100%	SacaSun (Visayas)	Solar	46.8	46.8	WESM
SN Aboitiz Power-Benguet, Inc.	60%**	Ambuklao (Benguet, Luzon)	Large Hydroelectric	105	52.5	WESM/ASPA
		Binga (Luzon)	Large Hydroelectric	140	70	WESM/ASPA
SN Aboitiz Power-Magat, Inc.	60%**	Magat (Luzon)	Large Hydroelectric	388	194	WESM/ ASPA/Electric Cooperatives /Bilaterals

Management Company	Percentage of Ownership	Plant Name (Location)	Plant Name (Location)	Net Sellable Capacity (MW)	Attributable Net Sellable Capacity (MW)	Offtakers
		Maris Main Canal 1 (Luzon)	Run-of-river hydro	8.5	4.3	FIT*
Total				1,249.21	928.5*	

Notes:

* Sum figures will differ due to rounding effect.

**The 60% equity is owned by MORE.

Run-of-River Hydros

Luzon Hydro Corporation (“LHC”)

Please refer to page 121 of the Prospectus.

Hedcor, Inc. (“Hedcor”)

In 2005, ARI consolidated all its mini-hydroelectric generation assets, including those developed by HEDC and Cleanergy, into Hedcor. Cleanergy is Hedcor’s brand for clean and renewable energy. Hedcor owns, operates, and manages run-of-river hydropower plants in Northern Luzon and Davao City, with a combined net sellable capacity of 36.52 MW.

Hedcor owns, operates, and manages run-of-river hydropower plants in Northern Luzon and Davao City, with a combined net sellable capacity of 57.170 MW.

Northern Luzon’s climate is classified as having two pronounced seasons - dry from November to April and wet for the rest of the year. Due to this classification, generation levels of Hedcor’s plants, particularly those located in Northern Luzon, are typically lower during the first five months of each year.

The electricity generated from Hedcor’s hydropower plants are sold to the WESM and to Hedcor Sibulan. Irisan I Hydro and La Trinidad Hydro sells energy under the Feed-in-Tariff (“FIT”) mechanism through a Renewable Energy Payment Agreement (“REPA”) with the National Transmission Corporation (“Transco”).

In 2017, Hedcor broke ground for its La Trinidad Hydro project in La Trinidad, Benguet. This project combines the Bineng 1, 2, and 2B to 1 plant and achieves a higher capacity from 6MW to 20.4 MW. It is a project 100% attributable to AboitizPower and was in commercial operations in July 2019.

In 2022, Hedcor introduced the first centralized control center in the Philippines with the inauguration of the National Operations Control Center (“NOCC”). It can now operate, monitor, and control its hydro and solar facilities in the country in one central location.

In 2022, Hedcor Group had a total generated gross of 1,131GWh of Cleanergy across the Philippines. This is higher than the generated gross renewable energy in 2021 of 980 GWh. This 15.40% increase is a great improvement compared to the 3.95% increase in 2021. Hedcor achieved maximized generation as a result of the restoration of the MF1 HEPP and minimized outages.

Hedcor Sibulan, Inc. (“Hedcor Sibulan”)

Hedcor Sibulan was incorporated on December 2, 2005, a wholly-owned Subsidiary of ARI, owns, operates, and manages the 49.24-MW hydropower plants composed of three cascading plants (the **"Sibulan Project"**) located in Santa Cruz, Davao del Sur. The Sibulan Project consists of three cascading plants as follows 16.32 MW Sibulan A Hydro, 6.7 MW Tudaya 1 Hydro, and 26.25 MW Sibulan Hydro B. The energy produced by the Sibulan Plants is sold to Davao Light through a PSA signed in 2021

Hedcor Tudaya, Inc. ("Hedcor Tudaya")

Hedcor Tudaya was incorporated on January 17, 2011, a wholly-owned Subsidiary of ARI, owns, operates, and manages the 8.1-MW Tudaya Hydro 2 run-of-river hydropower plant in Santa Cruz, Davao del Sur. The Tudaya Hydro 2 plant has been commercially operating since March 2014 and sells energy under the FIT mechanism through Renewable Energy Payment Agreement (**"REPA"**) with Transco.

In the past the plant had a Renewable Energy Supply Agreement (**"RESA"**) with its host distribution utility which automatically terminated with the commercial operations of WESM Mindanao on January 26, 2023.

Hedcor Sabangan, Inc. ("Hedcor Sabangan")

Hedcor Sabangan, a wholly-owned Subsidiary of ARI, owns, operates, and manages the 14.96-MW Sabangan run-of-river HEPP in Sabangan, Mountain Province. The company was incorporated on January 17, 2011.

The Sabangan plant has been commercially operating since June 2015, and is selling under the FIT mechanism through a REPA with Transco. The plant is a pioneer hydropower plant in the Mountain Province region, harnessing the power of the Chico River.

Hedcor Bukidnon, Inc. ("Hedcor Bukidnon")

Hedcor Bukidnon was incorporated on January 17, 2011, a wholly-owned Subsidiary of ARI, owns, operates, and manages the Manolo Fortich hydropower plants with a combined net sellable capacity of 68.8 MW located in Manolo Fortich, Bukidnon.

The Manolo Fortich plant is composed of the 45.9-MW Manolo Fortich Hydro 1 and the 27.39-MW Manolo Fortich Hydro 2. Both plants produce at least 350 GWh annually, harnessing the power of the Tanaon, Amusig, and Guihean rivers. The construction of the Manolo Fortich plant was completed in 2018.

Persistent rains in the locality that occurred during the second half of 2020 caused soil saturation, erosion, and mudslides resulting in pipe dislocations, pipe bursts, and damage to the high head penstock line of Manolo Fortich 1. Hedcor Bukidnon Manolo Fortich 1 Hydro is now fully operational after the 45% supply generation reduction. Its two (2) pelton units were restored when it re-synchronized to the Mindanao grid in August 2021.

The Manolo Fortich plant sells under the FIT mechanism through REPA with Transco.

In the past the plant had a RESA with its host distribution utilities which automatically terminated with the commercial operations of WESM Mindanao on January 26, 2023.

Large Hydros

SN Aboitiz Power-Magat, Inc. ("SN Aboitiz Power-Magat")

Please refer to pages 122-123 of the Prospectus.

SN Aboitiz Power-Benguet, Inc. ("SN Aboitiz Power-Benguet")

SN Aboitiz Power-Benguet is the owner and operator of the Ambuklao-Binga hydroelectric power complex, which consists of the 105-MW Ambuklao HEPP (the **"Ambuklao Plant"**) and the 140-MW Binga HEPP (the **"Binga Plant"**), located in Brgy. Tinongdan, Itogon, Benguet Province. SN Aboitiz Power-Benguet is also a joint venture between ARI and Scatec through SN Power. The company was incorporated on March 12, 2007.

To date, 60% equity is owned by MORE and 40% equity interest is owned by SN Power Philippines. MORE, which was registered with the SEC on November 7, 2005, is engaged in the business of providing business process outsourcing, such as but not limited to general accounting and bookkeeping services, records keeping, expense and revenue reporting/sales auditing, financial analysis and auditing, payroll processing, fund administration, travel and expense management, human resource application, development and management, data entry/data processing, inventory control, technology support, management services, except management of funds, portfolios and securities of managed entities, power trading services and other similar services.

The Ambuklao-Binga hydroelectric power complex was turned over to SN AboitizPower-Benguet in July 2008. SN Aboitiz Power-Benguet began a significant rehabilitation project that restored the Ambuklao Plant to operating status and increased its capacity from 75 MW to 105 MW when the plant re-commenced operations in 2011. In 2022, the Ambuklao plant was further uprated to 112.5 MW. The Binga Plant also underwent refurbishment that began in 2010 and was completed in 2013. This refurbishment increased Binga Plant's capacity to 125 MW. In March 2017, SN Aboitiz Power-Benguet received its amended COC from ERC for all four units of the Binga Plant. The amended COC reflects the increase of the Binga plant's capacity from 130 MW (35 MW for each of the four units) to 130.08 MW (35.02 MW for each unit). It is capable of generating up to 140 MW. The Ambuklao Plant and Binga Plant sell capacity from spot energy generation and ancillary services to the national transmission system and related facilities that conveys power.

Geothermal

AP Renewables Inc. ("APRI")

APRI, a wholly-owned Subsidiary of ARI, is one of the leading renewable power companies in the country. It owns the 234 MW Tiwi geothermal power facility in Albay and the 449.8 MW Makiling-Banahaw geothermal power facility in Laguna (the "**Tiwi-MakBan Geothermal Facilities**") located in Albay, Laguna, and Batangas, with a potential capacity of 683.3 MW. These geothermal facilities were acquired by APRI from PSALM in July 2008 and were formally turned over to APRI on May 25, 2009.

The Tiwi-MakBan Geothermal Facilities produce clean energy that is reasonable in cost, efficient in operation, and environment-friendly. As a demonstration of APRI's commitment to providing world-class services, adhering to environmental management principles to reduce pollution, complying with regulations, and ensuring a safe and healthy workplace, the company has been issued Integrated Management System ("**IMS**") certifications by TÜV Rheinland Philippines that include the International Organization for Standardization ("**ISO**") 9001:2015 (Quality), ISO 14001:2015 (Environment), and OSHAS (Occupational Health and Safety Series) 18001:2007 (Health and Safety).

On August 24, 2018, APRI and Philippine Geothermal Production Company, Inc. ("**PGPC**") signed a Geothermal Resources Supply and Services Agreement ("**GRSSA**") for the supply of steam and drilling of new production wells for the Tiwi-MakBan Geothermal Facilities. The GRSSA effective date will run until the expiration of APRI's initial DOE operating contracts term on October 22, 2034, thereby ensuring the long-term operations of the facilities. Under the GRSSA, PGPC has committed to drill at least 12 new production wells over a six-year period with a minimum of 50 MW aggregated individual well capacity, by 2023 to increase steam availability. The GRSSA also provides for more equitable and competitive fuel pricing in the long run.

The first Steam Production Enhancement Campaign ("**SPEC**") make-up well for MakBan, Bulalo 114, was completed and started flowing into the system on April 10, 2021. This provided additional steam equivalent to 5.41 MW to Makban Plant B. For Tiwi, Kapipihan 36, the first well drilled under the SPEC program, was completed in December 2019 and was tested at 12.11 MW capacity in January 2020. Two additional wells in MakBan were completed, with Bulalo 115 contributing 4.86 MW and Bulalo 116 adding 3.31 MW based on the tests conducted on June 2 and July 29, 2021 respectively.

These were followed by Bulalo 118 which was tested in April 2022, indicating a capacity of 5.93 MW. In July 2022, tests were carried out on Bulalo 119 and 120, where 3.88 MW and 8.69 MW respective capacities were determined.

In October 2022, it was observed that Bulalo 124 was contributing 9.99 MW additional capacity. The subsequent month saw the testing of Bulalo 123, which exhibited a capacity of 9.17 MW. In December of the same year, Bulalo 121 was observed to contribute 6.44 MW.

Lastly, Bariis 14's and Kapipihan 38's agreed upon ISM were 8.54 MW in May 2023 and 15.86 MW in June 2023, respectively.

In total, three (3) additional new make-up wells are now contributing to the generation of APRI's 234 MW geothermal power facility in Tiwi, Albay and the nine (9) remaining new make-up wells are contributing to the 394.8 MW Makiling-Banahaw geothermal power facility in Laguna (the "**Tiwi-MakBan Geothermal Facilities**") for a total of twelve (12) new make-up wells and 94.19 MW under the SPEC program within 2021 -2023. APRI was granted a RES license until February 17, 2025.

Also, APRI is currently developing a 17MW Tiwi Geothermal Binary Power Plant project ("**TGBPP**") which is a facility designed to extract the recoverable heat from the geothermal brine and convert it to additional electricity. The objective is to increase the yield of the Tiwi Geothermal facility from the same amount of geothermal fluids needed for geothermal steam production. The TGBPP targets to operate in December 2023.

The Tiwi-MakBan Geothermal Facilities have generally operated at par or better than industry standards. APRI routinely evaluates and implements various projects while improving coordination with PGPC to improve efficiency levels and counteract the challenges of a declining steam supply.

Solar

Maaraw San Carlos Holdings, Inc. ("Maaraw San Carlos") and San Carlos Sun Power Inc. ("SacaSun")

SacaSun owns and operates the 59-MWp solar PV power generation plant located in the San Carlos Ecozone, Barangay Punao, San Carlos City, Negros Occidental ("**SacaSun Plant**"). The project was inaugurated on April 19, 2016.

SacaSun was incorporated on July 25, 2014 initially as a joint venture between ARI and SunEdison Philippines. On December 4, 2017, AboitizPower acquired 100% effective equity ownership in SacaSun.

As of February 28, 2022, the energy generated from the SacaSun Plant benefited more than 33,891 homes within the Visayas Grid and displaced the energy equivalent to 20,994,583 gallons of gasoline or approximately 206,222,535 pounds of coal burned.

Maaraw San Carlos is the holding company of SacaSun. It was incorporated on April 24, 2015, and is effectively owned by AboitizPower, through its wholly-owned Subsidiaries, ARI and AboitizPower International.

PV Sinag Power, Inc. ("PV Sinag")

PV Sinag is the project company for the construction of the 94 MWp Cayanga solar project located in Cayanga, Bugallon, Pangasinan. PV Sinag issued a notice to proceed ("**NTP**") on September 15, 2021 for the construction of an access road. An NTP to the EPC contractor for the power plant and transmission was issued on December 16, 2021 and pre-works are ongoing. Issuance of NTP signifies that the EPC contractor can start with its scope of work, which usually begins with the EPC contractor's issuance of a standby letter of credit, PV Sinag's payment of the advance payment, and other activities needed to start construction, such as the mobilization of personnel and equipment to site. The total project cost is estimated at ₱4.5 billion and will be funded through project finance and equity contributions. The project is expected to commence commercial operations on August 15, 2023.

Similarly, ARI entered into an EPC for its 159 MWp Laoag and Laoag 2 solar power project in Barangay Laoag, Aguilar, Pangasinan. These contracts were awarded to SUMEC Complete Equipment and Engineering Co., Ltd. ("**SUMEC Engineering**") and Hansei Corporation for DC and AC, respectively.

Once completed, it is expected to generate approximately 261 GWh of clean energy annually, equivalent to the yearly power consumption of around 100,000 average Filipino households.

PV Sinag was incorporated on October 1, 2013, and is wholly-owned by ARI.

Sinag Naraw Power Inc. (“Sinag Naraw”)

Please refer to page 125 of the Prospectus.

Aboitiz Power Distributed Energy, Inc. (“APX1”) and Aboitiz Power Distributed Renewables Inc. (“APX2”)

Please refer to page 125 of the Prospectus.

Renewables Pipeline

SN Aboitiz Power-Generation, Inc. (“SN Aboitiz Power-Gen”)

Please refer to pages 125-126 of the Prospectus.**SN Aboitiz Power-Magat, Inc. (“SN Aboitiz Power-Magat”)**

SN Aboitiz Power-Magat is working on the expansion of its 200-kW pilot floating solar project which was switched on June 27, 2019. Placed over a portion of the Magat reservoir in Isabela, the project harnesses the sun’s energy while optimizing the use of water resources in the Magat irrigation system. The pilot project and the initial pre-feasibility study conducted by SNAP on the floating solar have shown positive results. The project is in the detailed feasibility stage and has received the Solar Operating Energy Contract (“**SEOC**”) from the DOE. Securing other endorsements and agreements are in progress

SN Aboitiz Power-Magat is also exploring complementary non-hydro technologies, such as the Magat Battery Energy Storage System (“**BESS**”) project located within the Magat Plant in Ramon, Isabela. It is an energy storage system with a 24 MW capacity to be used primarily for ancillary services. The project formally broke ground in April 2022 while construction of the Magat BESS project is targeted in the second half of the year. Commercial operation is targeted to commence in the first quarter of 2024.

Non-Renewable Energy

Therma Power, Inc. (“TPI”)

AboitizPower’s investments and interests in various non-renewable energy projects are held primarily through its wholly-owned Subsidiary, TPI and its Subsidiary power generation companies. TPI was incorporated on October 26, 2007. AboitizPower, through and/or with TPI, owns equity interests in the following thermal plants, among others:

Generation Company	Percentage Ownership	Plant Name (Location)	Project Type	Net Sellable Capacity (MW)	Attributable Net Sellable Capacity (MW)	Off-takers
Coal Group						
Therma Luzon, Inc.	100%	Pagbilao (Luzon)	Coal-fired	700	700	Bilaterals/WESM
Pagbilao Energy Corporation	50%	Pagbilao 3 (Luzon)	Coal-fired	388.4	194.2	Bilaterals
Therma South, Inc.	100%	TSI Plant (Mindanao)	Coal-fired	272.6	272.6	Bilaterals

Generation Company	Percentage Ownership	Plant Name (Location)	Project Type	Net Sellable Capacity (MW)	Attributable Net Sellable Capacity (MW)	Off-takers
Therma Visayas, Inc.	80%	TVI Plant (Visayas)	CFB	300	240	Bilaterals/WESM
Cebu Energy Development Corporation	26.4%	Cebu Energy (Visayas)	CFB	216	57	Bilaterals/WESM
GNPower Mariveles Energy Center Ltd. Co.	78.32%	Mariveles Project (Luzon)	Coal-fired	632	495	Bilaterals/WESM
GN Power Dinginin Ltd. Co.	70.00%	GN Power Dinginin Ltd. Co	Coal-fired	1,336	935.2	Bilaterals / WESM
STEAG State Power, Inc.	69.4%	SPI Plant (Mindanao)	Coal-fired	210	71.4	NPC (2031)
Oil Group						
Cebu Private Power Corporation	60%	CPPC Plant (Visayas)	Bunker-C fired	65	38.4	WESM
East Asia Utilities Corporation	100%	EAUC Plant (Visayas)	Bunker-C fired	45.5	43.5	Bilaterals/WESM
Southern Philippines Power Corporation	20%	SPPC Plant (Mindanao)	Bunker-C fired	55	11	NPC
Therma Marine, Inc.	100%	Power Barge Mobile 1 (Mindanao)	Barge-mounted	96	96	Bilaterals/WESM
Therma Marine, Inc.	100%	Power Barge Mobile 2 (Mindanao)	Barge-mounted	96	96	Bilaterals/WESM
Therma Mobile, Inc.	100%	Power Barges Mobile 3-6 (Luzon)	Barge-mounted	210	210	WESM/ASPA
Therma Power Visayas, Inc.	100%	Therma Power Visayas, Inc.	Bunker-C fired	40.6	39.3	WESM
Western Mindanao Power Corporation	20%	WMPC Plant (Mindanao)	Bunker-C fired	100	20	Bilaterals
Cotabato Light	99.94%	Bunker Cotabato (Mindanao)	Bunker-C fired	4.45	4.45	N/A
Total				4,763*	3,524.3*	

*Sum figures will differ due to rounding effect

Oil Group

Therma Marine, Inc. (“TMI”)

TMI, a wholly-owned Subsidiary of TPI, owns and operates Power Barges Mobile 1 (previously known as PB 118) and Power Barges Mobile 2 (previously known as PB 117), which have a total generating capacity of 200 MW. Power Barges Mobile 1 is currently moored at Barangay San Roque, Maco, Davao De Oro while Power Barges Mobile 2 is moored at Barangay Sta. Ana, Nasipit, Agusan del Norte. The company was incorporated on November 12, 2008.

TMI is now registered as a WESM Trading Participant beginning January 8, 2020 in anticipation of WESM in Mindanao. TMI is currently operating as a merchant plant while awaiting approval of its power supply and ancillary services agreements.

TMI Hybrid BESS is one of two battery energy storage system projects of AboitizPower. Located in Maco, Davao de Oro, TMI Hybrid BESS has a storage capacity of 49 MW and is intended to be used for ancillary services. The TMI Hybrid BESS project commenced partial commercial operations in November 2022.

Therma Mobile, Inc. (“TMO”)

Please refer to pages 127-128 of the Prospectus.

East Asia Utilities Corporation (“EAUC”)

Please refer to page 128 of the Prospectus.

Therma Power-Visayas, Inc. (“TPVI”)

Please refer to page 128 of the Prospectus.

Cebu Private Power Corporation (“CPPC”)

CPPC owns and operates a 70-MW Bunker C-fired power plant located in Cebu City. The company was incorporated on July 13, 1994. It is one of the largest diesel-powered plants on the island of Cebu. Commissioned in 1998, the CPPC plant was constructed pursuant to a BOT contract to supply 62 MW of power to Visayan Electric.

CPPC is a joint venture company between AboitizPower and the Vivant Group. To date, AboitizPower beneficially owns 60% of CPPC.

Southern Philippines Power Corporation (“SPPC”)

Please refer to page 128 of the Prospectus.

Western Mindanao Power Corporation (“WMPC”)

Please refer to pages 128-129 of the Prospectus.

Coal Group

Therma Luzon, Inc. (“TLI”)

TLI, a wholly-owned Subsidiary of TPI, is the first IPPA in the country, and assumed the role of the registered trader of the contracted capacity of the 700-MW (2x350 MW) Pagbilao coal-fired thermal power plant located in Pagbilao, Quezon (the "**Pagbilao Plant**"). TLI was incorporated on October 20, 2008.

As the IPPA, TLI is responsible for procuring the fuel requirements of, and selling the electricity generated by, the Pagbilao Plant. The Pagbilao Plant is currently owned and operated by TeaM Energy. Under the IPPA agreement, TLI has the right to receive the transfer of Pagbilao Unit 1 and Unit 2 at the end of the Energy Conversion Agreement. Over the years, TLI's capacity was contracted to various cooperatives, private distribution utilities, directly connected customers, and to affiliate RES.

Pagbilao Energy Corporation ("PEC")

PEC owns and operates the 400-MW Unit 3 project within the Pagbilao Power Station, located in Pagbilao, Quezon. PEC is a Joint Venture between AboitizPower and TeaM Energy, through their respective Subsidiaries, TPI and TPEC Holdings Corporation ("**TPEC HoldCo**"). The Pagbilao Unit 3 is not covered by either TLI's IPPA with PSALM or TeaM Energy's BOT contract with NPC. Pagbilao Unit 3 commenced operations in March 2018.

Through TPI, AboitizPower has 50% equity interest in PEC, while TPEC HoldCo owns the remaining 50%. TPEC HoldCo is a TeaM Energy subsidiary which serves as the holding company for its interests in PEC.

The output of Pagbilao Unit 3 is sold to TLI and TPEC.

Therma South, Inc. ("TSI")

Please refer to page 129 of the Prospectus.

Therma Visayas, Inc. ("TVI")

Please refer to page 129 of the Prospectus.

Abovant Holdings, Inc. ("Abovant") and Cebu Energy Development Corporation ("Cebu Energy")

Please refer to pages 129-130 of the Prospectus.

Redondo Peninsula Energy, Inc. ("RP Energy")

Please refer to page 130 of the Prospectus.

STEAG State Power Inc. ("SPI")

SPI is the owner and operator of a 210 MW (net) coal-fired power plant located in PHIVIDEC Industrial Estate in Misamis Oriental, Northern Mindanao. The company was incorporated on December 19, 1995. The SPI Plant was built under a BOT arrangement and started commercial operations on November 15, 2006.

AboitizPower has 69.4% equity interest in SPI following the purchase of an initial 34% equity and a subsequent 35.4% equity from Evonik Steag GmbH (now "**STEAG GmbH**" or "**STEAG**"), Germany's fifth (5th) largest power generator. STEAG and La Filipina Uy Gongco Corporation currently hold the remaining 15.6% and 15% equity, respectively, in SPI.

SPI has a 25-year PPA with NPC, which is backed by a performance undertaking issued by the Philippine government.

AA Thermal, Inc.

Please refer to page 130 of the Prospectus.

GNPower Mariveles Energy Center Ltd. Co. ("GNPower Mariveles" or "GMEC")

GMEC (formerly GNPower Mariveles Coal Plant Ltd. Co.) is a private limited partnership organized on May 13, 2007 and established to undertake the development, construction, operation, and ownership of an approximately 2x316 MW (net) pulverized coal-fired power plant located in Mariveles, Bataan, Philippines

(“**Mariveles Project**”). The Mariveles Project commenced on January 29, 2010 and was declared commercially available in 2013.

In 2021, GMEC informed AboitizPower of an unscheduled outage of the Mariveles Project’s Unit 1 (“GMEC Unit 1”) attributable to damage found in a portion of GMEC Unit 1’s boiler. Actual repairs to the boiler were completed on August 12, 2021 while, parallel to these repair works, GMEC Unit 1 went on general maintenance outage. With the extended outage activities, GMEC returned to service from these incidents on October 18, 2021. In view of the resulting business interruption, GMEC has initiated an insurance claim for the outage.

Effectively, the partnership interests in GMEC are owned by: (i) TPI; (ii) ACE Mariveles Power Ltd. Co., a joint venture between AA Thermal, Inc., a wholly owned subsidiary of AC Energy and Infrastructure Corporation and AboitizPower and Power Partners Ltd. Co. (“**Power Partners**”); and (iii) Power Partners. Through TPI, AboitizPower owns 78.3% effective partnership interest in GMEC.

GNPower Dinginin Ltd. Co. (“GNPower Dinginin” or “GNPD”)

GNPD is a limited partnership organized and established on May 21, 2014 with the primary purpose of developing, constructing, operating, and owning a 2x668 MW (net) supercritical coal-fired power plant to be located at Mariveles, Bataan.

GNPD started the construction of Unit 1 in September 2016. GNPD U1 received its COC from the Energy Regulatory Commission on January 18, 2022 and began running and serving its PSAs from its own generation on January 25, 2022. Meanwhile, Unit 2 synchronized to the grid last April 23, 2022 and received its COC from the ERC on October 11, 2022.

GNPD is co-developed by Power Partners, ACE, and TPI. As of June 30, 2022, AboitizPower, through TPI, owns 70% effective partnership interest in GNPD.

Other Generation Assets

Please refer to page 131 of the Prospectus.

Future Projects

Please refer to page 131 of the Prospectus.

DISTRIBUTION OF ELECTRICITY (POWER DISTRIBUTION BUSINESS)

The Aboitiz Group has more than 85 years of experience in the Philippine power distribution sector.

With ownership interests in nine Distribution Utilities, the Company believes that AboitizPower is currently one of the largest electricity distributors in the Philippines. AboitizPower’s Distribution Utilities collectively supply electricity to franchise areas covering a total of 18 cities and municipalities and five economic zones across Luzon, Visayas and Mindanao.

In 2019, the wholly-owned Distribution Utilities and Visayan Electric undertook a rebranding initiative to modernize the look and feel of the brands and visually show their relation to AboitizPower. The implementation phase for the transition to the rebranded look is currently ongoing, and is expected to be completed by year-end.

In 2020, the wholly-owned Distribution Utilities and Visayan Electric completed a rebranding initiative to modernize the look and feel of the brands and visually show their relation to AboitizPower.

The power distribution business’ earnings contribution to AboitizPower’s business segments in 2021 is equivalent to 19%. The Distribution Utilities had a total customer base of 1,137,402 as of year-end 2022, compared to 1,106,783 as of end-2021, and to 1,068,820 in 2020.

The table below summarizes the key operating statistics of the Distribution Utilities for 2022 years and the first quarter of 2023:

Company	Electricity Sold (MWh)		Peak Demand		No. of Customers	
	1Q2023	2022	1Q2023	2022	1Q2023	2022
Davao Light	648,943	2,699,306	465	472	475,506	470,868
Cotabato Light	47,229	189,763	36	35	49,657	49,055
Visayan Electric	802,292	3,175,656	565	588	490,519	486,414
SFELAPCO	178,235	786,935	139	151	128,940	126,313
SEZ	67,733	284,996	49	50	3,634	3,615
MEZ	22,757	100,881	19	21	90	86
BEZ	22,474	87,813	25	25	27	27
LEZ	71,245	317,602	54	56	1509	999
MVEZ	2,496	9,281	6	2	29	25
Total	1,863,404	7,652,234	1,358	1,308	1,149,911	1,137,402

Please also refer to page 132-133 of the Prospectus.

Visayan Electric Company, Inc. (“Visayan Electric”)

Incorporated on February 22, 1961, Visayan Electric is the second largest privately-owned distribution utility in the Philippines in terms of customer size and annual MWh sales. Visayan Electric supplies electricity to a region covering 674 square kilometers (sq. kms.) in the island of Cebu with a population of approximately 1.7 million. Visayan Electric has 19 power substations and one mobile substation that serve the electrical power needs of various cities, municipalities, and barangays in the island and province of Cebu.

Visayan Electric is the Aboitiz Group’s first involvement in the power industry, with the acquisition by some family members of 20% ownership interest in the early 1900s. Directly and through its predecessors-in-interest, the company has been in the business of distributing electricity in Cebu since 1905. In 1928, Visayan Electric Company, S.A. was granted a 50-year distribution franchise by the Philippine Legislature. The franchise was renewed in September 2005 for a period of 25 years or until September 2030.

Visayan Electric has energized 100% of all the barangays, and electrified 99.77% of all the households within its franchise area. A goal of 100% total electrification is set for December 31, 2022, in line with the national goal set by the DOE.

Visayan Electric is true to its vision of becoming a world-class electric utility by implementing innovations such as the implementation of a full digital substation using IEC 61850 station and process bus for its Paknaan substation. The newest application for distribution automation, fault location, isolation, and service restoration (“FLISR”), is an ongoing project to be applied to four (4) feeders within the franchise.

Visayan Electric’s Underground Distribution System (“UDS”) project, which began in 2013, aims to convert overhead conductors to underground cables along Cebu City’s Sinulog Route with a total length of approximately five (5) kilometers (km). As of February 28, 2022, approximately 3.6 kms have been completed.

Visayan Electric has reinforced and improved the existing capacity and reliability of its 23kV West Cluster with the addition of another 33 MVA Power Transformer in the Calamba Substation. This will enhance electricity service for the increasing demand of both commercial and densely residential customers within its franchise area.

As of March 31, 2023, AboitizPower directly held a 55.26% equity interest in Visayan Electric. 34.81% is owned by the Vivant Group.

Davao Light & Power Company, Inc. (“Davao Light”)

Please refer to pages 133-134 of the Prospectus.

Cotabato Light and Power Company (“Cotabato Light”)

Please refer to page 134 of the Prospectus.

San Fernando Electric Light & Power Co., Inc. (“SFELAPCO”)

Please refer to page 134 of the Prospectus.

Subic EnerZone Corporation (“Subic EnerZone”)

On June 3, 2003, Subic Enerzone was incorporated as a joint venture owned by a consortium including Davao Light, AEV, and SFELAPCO, among others, to undertake management and operation of the SBFZ power distribution utility. As of June 9, 2023, Subic EnerZone serves a total of 3,634 customers, consisting of 105 industrial locators, 1,337 commercial locators, 2,093 residential customers, 99 streetlights.

AboitizPower owns, directly and indirectly through Davao Light, a 99.98% equity interest in Subic EnerZone.

Mactan Enerzone Corporation (“Mactan Enerzone”)

Mactan Enerzone was incorporated in February 2007 when AboitizLand spun off the power distribution system of its MEPZ II project. The MEPZ II project, which was launched in 1995, was operated by AboitizLand under a BOT agreement with the MCIAA.

Mactan Enerzone still sources its power from Green Core Geothermal Incorporated pursuant to a CSEE. As of June 9, 2023, Mactan Enerzone served a total of 90 accounts consisting of 33 commercial and 57 industrial customers.

AboitizPower owns a 100% equity interest in Mactan Enerzone.

Balamban Enerzone Corporation (“Balamban Enerzone”)

Balamban Enerzone was incorporated in February 2007 when CIPDI, a joint venture between AboitizLand and THC, spun off the power distribution system of the WCIP-SEZ. WCIP-SEZ is a special economic zone for light and heavy industries located in Balamban, Cebu. As of June 9, 2023, Balamban Enerzone served a total of 27 accounts which consisted of 11 industrial customers and 16 commercial customers. Balamban Enerzone sources its power from CEDC pursuant to a CSEE.

AboitizPower directly owns a 100% equity interest in Balamban Enerzone.

Lima Enerzone Corporation (“Lima Enerzone”)

Lima Enerzone was incorporated as Lima Utilities Corporation on June 5, 1997 to serve and provide locators within the Lima Technology Center (“LTC”) with a reliable and stable power supply.

As of March 30, 2023, Lima Enerzone served a total of 102 captive industrial locators, 18 captive commercial

locators, 1,355 captive residential customers, 8 street lamps, and 26 industrial locators under RES.

AboitizPower directly owns a 100% equity interest of Lima Enerzone.

Malvar Enerzone Corporation (“Malvar Enerzone”)

Malvar Enerzone was incorporated on June 9, 2017 to serve and provide locators within the Light Industry & Science Park IV (“LISP IV”) in Malvar, Batangas with a reliable and stable power supply.

As of June 09, 2023, Malvar Enerzone served a total of 7 captive industrial locators, 17 captive commercial locators, 4 streetlights, and 1 industrial locator under RES.

AboitizPower directly owns a 100% equity interest in Malvar Enerzone.

RETAIL ELECTRICITY AND OTHER RELATED SERVICES (RETAIL ELECTRICITY SUPPLY BUSINESS)

One of the objectives of electricity reform in the Philippines is to ensure the competitive supply of electricity at the retail level. With the start of commercial operations of Open Access, large-scale customers are allowed to obtain electricity from RES licensed by ERC.

Aboitiz Energy Solutions, Inc. (“AESI”)

Please refer to pages 135- 136 of the Prospectus.

Adventenergy, Inc. (“AdventEnergy”)

Please refer to page 136 of the Prospectus.

Prism Energy, Inc. (“Prism Energy”)

Please refer to page 136 of the Prospectus.

SN Aboitiz Power – Res, Inc. (“SN Aboitiz Power – RES”)

Please refer to page 136 of the Prospectus.

SN Aboitiz Power-Magat, Inc. (“SN Aboitiz Power-Magat”)

SN Aboitiz Power-Magat obtained a Retail Electricity Supplier License from the ERC on December 16, 2020, valid until December 17, 2025. The retail segment of SNAP-Magat was established in February 2021 as a more sustainable option for growing businesses.

In 2022, SNAP-RES supplied retail electricity to 28 customers with a total energy consumption of 421.38 million kWh, while SNAP-Magat RES supplied 24 customers with 89 million kWh. In the first quarter of 2023, SNAP-RES provided 25 customers with 102 million kWh, and SNAP-Magat RES supplied 26 customers a total energy consumption of 24.44 million kWh.

Mazzaraty Energy Corporation (“Mazzaraty”)

Please refer to pages 136-137 of the Prospectus.

Below is a summary of the details of AboitizPower’s RES licenses:

Legal Entity	License No.	Date of Issuance	Date of Expiration	Status
--------------	-------------	------------------	--------------------	--------

AP Renewables, Inc.	02-2020-0065RS	February 18, 2020	February 17, 2025	Active
Therma Luzon, Inc.	08-2020-0071RS	August 12, 2020	August 11, 2025	Active
Aboitiz Energy Solutions, Inc.	12-2019-0060RS	December 16, 2019	October 28, 2022	Application for RES license renewal filed within prescribed timeline, ongoing evaluation by ERC; ERC issued a certification on pending application for renewal, which is currently being used as a substitute for RES License
Advent Energy, Inc.	01-2020-0061RS	January 21, 2020	December 17, 2022	Application for RES license renewal filed within prescribed timeline, ongoing evaluation by ERC
Prism Energy, Inc.	01-2020-0062RS	January 1, 2020	November 21, 2022	Application for RES license renewal filed within prescribed timeline, ongoing evaluation by ERC

b. Sales

The operations of AboitizPower and its Subsidiaries and Affiliates are based only in the Philippines.

Comparative amounts of revenue, profitability and identifiable assets are as follows:

	1Q 2023	1Q 2022	2022
Gross Income	₱48,741	₱35,878	₱193,994
Operating Income	6,918	6,038	29,803
Total Assets	₱465,008	₱430,304	₱477,594

Note: Values are in ₱ million Pesos. Operating income is operating revenue net of operating expenses

Please also refer to page 137 of the Prospectus.

Comparative amounts of revenue contribution and corresponding percentages to total revenue by business group are as follows:

	1Q 2023		1Q 2022		2022	
Power Generation	₱32,209	55%	₱25,168	59%	₱137,480	59%
Power Distribution	14,748	25%	10,878	25%	58,951	25%
Retail Electricity Supply	11,172	19%	6,401	15%	19,875	9%
Services	473	1%	243	1%	17,402	7%
Total Revenue	58,602	100%	42,690	100%	233,348	100%
Less: Eliminations	(9,861)		(6,812)		(39,354)	
Net Revenue	48,741		35,878		₱193,994	

Note: Values are in ₱ millions.

Please also refer to page 138 of the Prospectus.

c. Distribution Methods of the Product or Services

Please refer to pages 137-138 of the Prospectus.

d. New Products/Services

Other than the ongoing Greenfield and/or rehabilitation projects undertaken by AboitizPower's Generation Companies, AboitizPower and its Subsidiaries do not have any publicly announced new products or services as of the date of this report.

System Performance

The following table sets forth certain information concerning the performance of the Distribution Companies:

Business Unit	As of March 31, 2023		As of March 31, 2022		As of December 31, 2022	
	SAIFI (frequency)	SAIDI (minutes)	SAIFI (frequency)	SAIDI (minutes)	SAIFI (frequency)	SAIDI (minutes)
Visayan Electric	0.2831	22.7774			1.2014	98.2517

Davao Light	.73	44			3.0	171
Cotabato Light	.31	9			2.3	71
SEZ	1.2	37.83			3.64	117.55
MEZ	0.111	3.199			2.32	515.48
BEZ	0.00	0.00			0.811	9.356
LEZ	0.4	13.62			0.90	8.08
MVEZ	0.3793	18.97			0.00	0.00
SFELAPCO	1.52	33.44			6.16	306.42

Please also refer to page 139 of the Prospectus.

Electricity Losses

The Distribution Companies experience two types of electricity losses: technical losses and non-technical losses. Technical losses are those that occur in the ordinary course of distribution of electricity, such as losses that occur when electricity is converted from high voltage to medium voltage. Non-technical losses are those that result from illegal connections, fraud or billing errors.

The Distribution Companies' system loss may be further broken down to feeder loss, substation loss, and sub-transmission loss. Total electricity losses in 2022 were 4.50% for Visayan Electric, 8.82% for Davao Light, 6.71% for Cotabato Light, 3.5% for SEZ, 1.10% for MEZ, 0.41% for BEZ, 2.59% for LEZ, and 4.57% for SFELAPCO. The system loss cap set by the ERC is 6% for 2020 and 5.5% for 2021, which system loss caps only relate to feeder loss.

The Distribution Companies are also actively engaged in efforts to reduce electricity losses, particularly non-technical losses. To achieve this, the Distribution Companies, particularly Visayan Electric and Davao Light, have deployed teams to conduct inspections, enhanced monitoring for irregular consumption, increased replacements for obsolete measuring equipment and developed a computer program to discover and analyze irregular invoicing.

The Distribution Companies continue to find ways to reduce systems losses in any economically viable manner.

Power Outages

The Distribution Companies seek to improve the quality and reliability of their power supply, as measured by the frequency and duration of power outages. The Distribution Companies seek to improve the quality and reliability of their power supply, as measured by the frequency and duration of power outages. The number of sustained outages (>5mins) for 2022 was 1.2 interruptions per customer at Visayan Electric, 3 interruptions per customer at Davao Light, 2.3 interruptions per customer at Cotabato Light, 3.64 interruptions per customer at SEZ, 2.86 interruptions per customer at BEZ, 2.32 interruptions per customer for MEZ, .90 interruptions per customer for LEZ, 0.00 interruptions per customer for MVEZ, and [•] interruptions per customer at SFELAPCO.

The Distribution Companies each have "hotline" equipment that allows construction, maintenance and repairs to be conducted with only minimal interruption in electricity service. This reduces the number of service interruptions that the Distribution Companies have to schedule. Unscheduled interruptions due to accidents or

natural causes, including typhoons, heavy rains and floods, represented the remainder of the Distribution Companies' total interruptions.

e. Competition

Please refer to pages 140-141 of the Prospectus.

f. Sources of Raw Materials and Supplies

POWER GENERATION BUSINESS

The Generation Companies produce energy using the following fuel types based on attributable net selling capacity: 13% hydropower, 7% geothermal, 1% solar, 67% coal, and 13% oil. In 2023, renewable fuel sources comprised 20% of attributable net selling capacity, while thermal accounted for 80%.

The hydropower facilities of some of the Generation Companies harness the energy from the flow of water from neighboring rivers to generate electricity. These facilities have impounding dams allowing the storage of water for later use. The hydroelectric companies on their own, or through NPC as in the case of LHC, possess water permits issued by National Water Resources Board ("**NWRB**"), which allow them to utilize the energy from a certain volume of water from the applicable source of the water flow.

APRI's steam requirement for its geothermal power generation continues to be supplied by PGPC. The terms of the steam supply are governed by a Geothermal Resource Sales Contract under which the price of steam is ultimately indexed to the Newcastle Coal Index and the Japanese Public Utilities coal price. APRI and PGPC signed a new agreement on August 24, 2018 under which PGPC will drill 12 new production wells over the next six years.

Oil-fired plants use Bunker-C fuel to generate electricity. SPPC and WMPC source fuel from Pilipinas Shell Petroleum Corporation and Phoenix Petroleum, respectively. Each of EAUC, CPPC, TMI, and TMO has a fuel supply agreement with Shell and Phoenix Petroleum. The fuel prices under these agreements are pegged to the Mean of Platts Singapore index.

TLI has long-term coal supply contracts for the Pagbilao Plant annual coal requirements. Nevertheless, it is continuously looking for and evaluating other coal sources to diversify sources and ensure security of supply.

Likewise, TSI has annual coal supply contracts for its coal plant in Mindanao. It applies the same sourcing strategy as that of Pagbilao where evaluation of other potential coal sources is being conducted in order to establish the most competitive and optimum fuel supply mix. GMCP, SPI, and CEDC also have long-term coal supply agreements.

TLI secures Pagbilao Units 1 and 2 and 50% of Pagbilao Unit 3's coal supply through spot and long-term contracting arrangements. The majority of coal shipments originate from coal mines in the Kalimantan and Sumatra regions of Indonesia. TSI has similar coal arrangements in place. Other details of AboitizPower's coal supply arrangements cannot be further disclosed herein due to the confidentiality provisions set forth in the coal supply contracts.

POWER DISTRIBUTION BUSINESS

The rates at which the Distribution Utilities purchase electricity from affiliated Generation Companies are established pursuant to bilateral agreements. These agreements are executed after the relevant Generation Company has successfully bid for the right to enter into a PSA with a Distribution Utility. These agreements are entered into on an arms'-length basis, on commercially reasonable terms, and are approved by ERC. ERC's regulations currently restrict AboitizPower's Distribution Utilities from purchasing more than 50% of their electricity requirements from affiliated Generation Companies.

To address long-term power supply requirements, Davao Light and Cotabato Light entered into 25-year PSCs with TSI for 100 MW and 5 MW, respectively, and started drawing their contracted capacity in September 2015.

In June 2016, Davao Light and TSI filed a Joint Manifestation with ERC stating that they agreed to supplement and modify their supply contract to 108 MW.

In anticipation of higher demand and lower allocation from PSALM, Davao Light entered into a 10-year PSC with San Miguel Consolidated Power Corporation (“**SMCPC**”) for a supply of 60MW in 2016. SMCPC began supplying the 60-MW contracted capacity in February 2018. Davao Light also renewed its CSEE with PSALM for a period of three years from 2018, 2019, and 2020 for 133 MW, 140 MW and 140 MW, respectively. To cover its peak demand requirement for 2018 to 2021, Davao Light has Non-Firm ESAs with TMI and WMPC for up to 45MW and 60MW, respectively.

To address long-term power supply requirements, Visayan Electric entered into a 25-year Electric Power Purchase Agreement (“**EPPA**”) with CEDC in October 2009 for the supply of 105 MW. In December 2010, Visayan Electric signed a five-year PSA with GCGI for the supply of 60 MW at 100% load factor which was extended for another ten years in October 2014. Visayan Electric also has a PPA with CPPC which expired in 2013. A new PSA has since been signed and is pending for ERC approval. ERC has allowed Visayan Electric to continue drawing power from CPPC under the same terms and conditions of the expired PPA until ERC approves the 2013 PSA. Visayan Electric also has a 15-year PSA with TVI for the supply of 150 MW beginning 2018.

The provisions of the Distribution Utilities’ PPAs are governed by ERC regulations. The main provisions of each contract relate to the amount of electricity purchased, the price, including adjustments for various factors such as inflation indexes, and the duration of the contract. Distribution Utilities also enter into PSAs with various generation companies.

Transmission Charges

AboitizPower’s Distribution Utilities have existing TSAs with the NGCP for the use of the latter’s transmission facilities in the distribution of electric power from the Grid to its customers, which are valid until the dates specified below:

Distribution Utility	Valid until
Cotabato Light	August 25, 2023
Subic Enerzone	August 25, 2023
SFELAPCO	December 25, 2023
Davao Light	January 25, 2024
Visayan Electric	January 25, 2024
Balamban Enerzone	January 25, 2025
Mactan Enerzone	January 25, 2025
Malvar Enerzone	December 25, 2025
Lima Enerzone	July 25, 2027

The Distribution Utilities have negotiated agreements with NGCP in connection with the security deposit to secure their obligations to the NGCP under the TSAs.

g. Major Customers

POWER GENERATION BUSINESS

Overview of the business

As of March 31, 2023, out of the total electricity sold by AboitizPower's Generation Companies, 84% is covered by bilateral contracts with, among others, private distribution utilities, electric cooperatives, and industrial and commercial companies. The remaining, approximately 16%, is sold by the Generation Companies through the WESM.

POWER DISTRIBUTION BUSINESS

AboitizPower's Distribution Utilities have wide and diverse customer bases. As such, the Company believes that loss of any one customer is not expected to have a material adverse impact on AboitizPower. The Distribution Utilities' customers are categorized into four principal categories:

- (a) *Industrial customers.* Industrial customers generally consist of large-scale consumers of electricity within a franchise area, such as factories, plantations, and shopping malls;
- (b) *Residential customers.* Residential customers are those who are supplied electricity for use in a structure utilized for residential purposes;
- (c) *Commercial customers.* Commercial customers include service-oriented businesses, universities, and hospitals; and
- (d) *Other customers.* Customers not falling under any of the above categories.

Government accounts for various government offices and facilities are categorized as either commercial or industrial depending on their load. Each Distribution Utility monitors government accounts separately and further classifies them to local government accounts, national government accounts, or special government accounts like military camps. Streetlights have a different rate category and are thus monitored independently.

As of March 31 2023, out of the total electricity sold by AboitizPower's Distribution Utilities, 70% was from industrial (58%)and commercial (12%) customers, while 29% was from residential customers.

RETAIL ELECTRICITY SUPPLY BUSINESS

As of May 2022, AboitizPower's RES business has approximately 388 Contestable Customers with active contracts, from a wide number of industries, including property development, meat processing, semiconductors, steel, and cement. AboitizPower thus believes that this diversity will insulate its RES business from downturns in any one industry.

h. Patents, Copyrights, and Franchises

POWER GENERATION BUSINESS

Power generation is not considered a public utility operation under RA No. 9136 or the Electric Power Industry Act of 2001 ("**EPIRA**"). Thus, a franchise is not needed to engage in the business of power generation. Nonetheless, no person or entity may engage in the generation of electricity unless such person or entity has secured a COC from ERC to operate a generation facility and has complied with the standards, requirements, and other terms and conditions set forth in the said COC.

In its operations, a Generation Company is required to comply with technical, financial and environmental standards. It shall ensure that facilities connected to the Grid meet the technical design and operation criteria of the Philippine Grid Code, Philippine Distribution Code, and Philippine Electrical Code. It shall also conform to financial standards and comply with applicable environmental laws, rules and regulations.

Cotabato Light has their own generation facilities and are required under the EPIRA to obtain a COC. Davao Light's generation facility was decommissioned last November 26, 2018. For IPPAs such as TLI, the COCs issued

to the IPPs of the relevant generation facilities are deemed issued in favor of the IPPAs. As such, the IPPAs are also bound to comply with the provisions of the Philippine Grid Code, Philippine Distribution Code, WESM rules, and applicable rules and regulations of ERC.

AboitizPower's HEPPs are also required to obtain water permits from NWRB for the water flow used to run their respective hydroelectric facilities. These permits specify the source of the water flow that the Generation Companies can use for their hydroelectric generation facilities, as well as the allowable volume of water that can be used from the source of the water flow. Water permits have no expiration date and require their holders to comply with the terms of the permit with regard to the use of the water flow and the allowable volume.

AboitizPower, its Subsidiaries, and Affiliates are in various stages of development of several projects. Some of these projects have been awarded renewable energy service contracts by DOE.

The Generation Companies and Cotabato Light, a Distribution Utility, possess COCs for their power generation businesses, details of which are as follows:

Title of Document	Issued Under the Name of	Power Plant						Date of Issuance
		Name	Type	Location	Capacity	Fuel	Economic Life/Term of COC	
COC No. 18-12-M-00330L	Hedcor, Inc.	Irisan 3	Hydroelectric Power Plant	Tadiangan, Tuba, Benguet	1.20 MW	Hydro	November 5, 2018 - November 4, 2023*	December 11, 2018
COC No. 18-12-M-00334L	Hedcor, Inc.	Bineng 3	Hydroelectric Power Plant	Bineng, La Trinidad, Benguet	5.625 MW	Hydro	November 5, 2018 - November 4, 2023*	December 11, 2018
COC No. 18-12-M-00329L	Hedcor, Inc.	Ampohaw	Hydroelectric Power Plant	Banengbeng, Sablan, Benguet	8.00 MW	Hydro	November 5, 2018 - November 4, 2023*	December 11, 2018
COC No. 18-12-M-00336L	Hedcor, Inc.	Sal-angan	Hydroelectric Power Plant	Ampucaao, Itogon, Benguet	2.40 MW	Hydro	November 5, 2018 - November 4, 2023*	December 11, 2018
COC No. 17-04-M-00032L	Hedcor, Inc.	Irisan 1	Hydroelectric Power Plant	Brgy. Tadiangan, Tuba, Benguet	3.89 MW	Hydro	April 30, 2017 – April 29, 2022**	April 19, 2017
COC No. 16-05-M-00061M	Hedcor, Inc.	Talomo 1 – Unit 1	Hydroelectric Power Plant	Calinan, Davao City	500 kW	Hydro	February 16, 2020 - February 16, 2025	August 12, 2020
		Talomo 1 – Unit 2			500 kW			
COC No. 16-05-M-00062M	Hedcor, Inc.	Talomo 2 – Unit 1	Hydroelectric Power Plant	Mintal Proper, Davao City	200 kW	Hydro	February 16, 2020 - February 16, 2025	August 12, 2020
		Talomo 2 – Unit 2			200 kW			
		Talomo 2 – Unit 3			200 kW			
COC No. 16-05-M-00063M	Hedcor, Inc.	Talomo 2A – Unit 1	Hydroelectric Power Plant	Upper Mintal, Davao City	450 kW	Hydro	February 16, 2020 - February 16, 2025	August 12, 2020
		Talomo 2A – Unit 2			200 kW			
COC No. 16-05-M-00064M	Hedcor, Inc.	Talomo 2B	Hydroelectric Power Plant	Upper Mintal, Davao City	300 kW	Hydro	February 16, 2020 - February 16, 2025	August 12, 2020

COC No. 16-05-M- 00065M	Hedcor, Inc.	Talomo 3 – Unit 1	Hydroelectric Power Plant	Catalunan, Pequeño, Davao City	960 kW	Hydro	February 16, 2020 - February 16, 2025	August 12, 2020
		Talomo 3 – Unit 2			960 kW			
COC No. 18-12-M- 00327L	Hedcor, Inc.	Ferdinand L. Singit Plant	Hydroelectric Power Plant	Poblacion, Bakun, Benguet	6.40 MW	Hydro	November 5, 2018 - November 4, 2023	December 11, 2018
COC No. 18-12-M- 00335L	Hedcor, Inc.	Lower Labay	Hydroelectric Power Plant	Ampusongan, Bakun, Benguet	2.40 MW	Hydro	November 5, 2018 - November 4, 2023	December 11, 2018
COC No. 18-12-M- 00328L	Hedcor, Inc.	Lon-oy	Hydroelectric Power Plant	Poblacion, Bakun, Benguet	3.60 MW	Hydro	November 5, 2018 - November 4, 2023	December 11, 2018
Provisional Authority to Operate	Hedcor Sibulan, Inc.	Sibulan A – Unit 1	Hydroelectric Power Plant	Brgy. Sibulan, Sta. Cruz, Davao del Sur	8.164 MW	Hydro	February 9, 2022- February 8, 2023	May 18, 2015
		Sibulan A – Unit 2			8.164 MW			
Provisional Authority to Operate	Hedcor Sibulan, Inc.	Sibulan B – Unit 1	Hydroelectric Power Plant	Brgy. Sibulan, Sta. Cruz, Davao del Sur	13.128 MW	Hydro	November 24, 2021 - November 23, 2022	May 18, 2015
		Sibulan B – Unit 2			13.128 MW			
COC No. 19-03-M- 00346M	Hedcor Sibulan, Inc.	Tudaya 1	Hydroelectric Power Plant	Sta. Cruz, Davao del Sur	6.65 MW	Hydro	March 10, 2019- March 9, 2024	March 5, 2019
COC No. 18-06-M- 00017L	Luzon Hydro Corporation	Bakun AC	Hydroelectric Power Plant	Amilongan, Alilem, Ilocos Sur	74.80 MW	Hydro	July 30, 2018 – July 29, 2023*	June 20, 2018
COC No. 19-03-M- 00013M	Hedcor Tudaya, Inc.	Tudaya 2 – Unit 1	Hydroelectric Power Plant	Sta. Cruz, Davao del Sur	5.362 MW	Hydro	April 11, 2019-April 10, 2024	March 5, 2019
		Tudaya 2 – Unit 2			2.775 MW	Hydro		
Provisional Authority to Operate	Hedcor Sabangan, Inc.	Sabangan	Hydroelectric Power Plant	Brgy. Namatec, Sabangan, Mountain Province	14.96 MW	Hydro	Septembe r 29, 2021- Septembe r 28, 2022	September 29, 2015
COC No. 19-06- M-00174M	Hedcor Bukidnon, Inc.	Manolo Fortich 1	Hydroelectric Power Plant	Brgy. Santiago, Manolo Fortich, Bukidnon	45.936 MW	Hydro	June 18, 2019-June 17, 2024	June 18, 2019
COC No. 19-06- M-00175M	Hedcor Bukidnon, Inc.	Manolo Fortich 2	Hydroelectric Power Plant	Brgy. Dalirig, Manolo Fortich, Bukidnon	27.387 MW	Hydro	June 18, 2019-June 17, 2024	June 18, 2019
Provisional Authority to Operate	Hedcor Bukidnon, Inc.	La Trinidad	Hydroelectric Power Plant	214 Ambuclao road, Obulan, Beckel, La Trinidad, Benguet	20.4 MW	Hydro	October 6, 2022- October 5, 2023**	October 6, 2022
Provisional Authority to Operate	Cotabato Light and Power	N/A	Bunker C-Fired Diesel Engine	CLPC Compound, Sinsuat Ave., Rosary	9.927 MW	Diesel / Bunke r C	January 10, 2022 - January 9, 2023*	January 2022

	Company, Inc.		Blackstart	Heights I, Cotabato City	10 kW	Diesel		
COC No. 18-03-M-00002V	East Asia Utilities Corporation	N/A	Bunker C/Diesel Fired Power Plant	Barrio Ibo, MEPZ 1, Lapu-Lapu City, Cebu	49.60 MW	Bunker C	June 11, 2018 – June 10, 2023*	March 27, 2018
COC No. 18-03-M-00001V	Cebu Private Power Corporation	N/A	Bunker C/Diesel Fired Power Plant	Old Veco Compound, Brgy. Ermita, Carbon, Cebu City	70.59 MW	Bunker C/Diesel	June 4, 2018 – June 3, 2023*	March 27, 2018
COC No. 18-12-M-00020M	Western Mindanao Power Corporation	N/A	Bunker C-Fired Power Plant	Malasugat, Sangali, Zamboanga City	112 MW	Bunker C/Diesel	August 27, 2018 – August 26, 2023	December 4, 2018
		N/A	Blackstart		160 kW	Diesel		
COC No. 18-12-M-00021M	Southern Philippines Power Corporation	N/A	Bunker C-Fired Diesel Power Plant	Brgy. Baluntay, Alabel, Sarangani Province	61.72 MW	Bunker C/Diesel	August 27, 2018 – August 26, 2023	December 4, 2018
			Blackstart		160 kW	Diesel		
COC No. 15-11-M-2860L	SN Aboitiz Power – Magat, Inc. (Magat Hydroelectric Power Plant)***	Magat Hydroelectric Power Plant – Unit 1	Hydroelectric Power Plant	Ramon, Isabela and A. Lista, Ifugao	90 MW	Hydro	November 28, 2022****	November 11, 2015
		Magat Hydroelectric Power Plant – Unit 2			90 MW			
		Magat Hydroelectric Power Plant – Unit 3			90 MW			
		Magat Hydroelectric Power Plant – Unit 4			90 MW			
		Magat Hydroelectric Power Plant	Blackstart		600 kW	Diesel		
COC No. 18-04-M-00150L	SN Aboitiz Power – Magat, Inc.**	Maris Main Canal I	Hydroelectric Power Plant	Brgy. Ambatali, Ramon, Isabela	8.50 MW	Hydro	April 4, 2018 – April 3, 2023****	April 4, 2018
COC No. 17-03-M-00309L	SN Aboitiz Power – Benguet, Inc.	Binga – Unit 1	Hydroelectric Power Plant	Brgy. Tinongdan, Itogon, Benguet	35.02 MW	Hydro	March 12, 2017 - March 11, 2023****	March 9, 2017
		Binga – Unit 2	Hydroelectric Power Plant		35.02 MW			
		Binga – Unit 3	Hydroelectric Power Plant		35.02 MW			
		Binga – Unit 4	Hydroelectric Power Plant		35.02 MW			
		Binga Hydroelectric Power Plant	Blackstart Generator Set		320 KW	Diesel		
		Binga Hydroelectric Power Plant	Diesel Auxiliary		330.40 KW	Diesel		

			Generator Set					
COC No. 16-08-M-00087L	SN Aboitiz Power – Benguet, Inc.	Ambuklao – Unit 1	Hydroelectric Power Plant	Brgy. Ambuklao, Bokod, Benguet	34.85 MW	Hydro	August 21, 2022 - August 30, 2023	August 18, 2016
		Ambuklao – Unit 2			34.85 MW			
		Ambuklao – Unit 3			34.85 MW			
		Ambuklao Hydroelectric Power Plant	Auxiliary Generator Set		320 KW	Diesel		
		Ambuklao Hydroelectric Power Plant	Blackstart Generator Set		314 KW	Diesel		
COC No. 21-11-M-00016M	STEAG State Power, Inc.	N/A	Coal Fired Power Plant	Phividec Industrial Estate, Balascanas, Villanueva, Misamis Oriental	232 MW	Coal	August 30, 2021 - August 29, 2026	November 12, 2021
			Emergency Generating Set		1.25 MW	Diesel		
COC No. 15-03-S-00013M	STEAG State Power, Inc.	N/A	Diesel Engine	Phividec Industrial Estate, Villanueva, Misamis Oriental	400 kW	Diesel	25 years	March 25, 2015
Provisional Authority to Operate	AP Renewables, Inc.	Makban – Bay, Plant A	Geothermal Power Plant	Brgy. Bitin, Bay, Laguna	63.2 MW	Geothermal Steam	December 01, 2021 - November 30, 2022**	January 25, 2022
		Makban – Bay, Plant A			63.2 MW			
		Makban – Bay, Plant D			20.0 MW			
		Makban – Bay, Plant D			20.0 MW			
Provisional Authority to Operate	AP Renewables, Inc.	Makban – Calauan, Plant B	Geothermal Power Plant	Brgy. Limao, Calauan, Laguna	63.2 MW	Geothermal Steam	December 01, 2021 - November 30, 2022**	January 25, 2022
		Makban – Calauan, Plant B			63.2 MW			
		Makban – Calauan, Plant C			55.0 MW			
		Makban – Calauan, Plant C			55.0 MW			
Provisional Authority to Operate	AP Renewables, Inc.	Makban – Sto. Tomas, Plant E	Geothermal Power Plant	Brgy. Sta. Elena, Sto. Tomas, Batangas	20.0 MW	Geothermal Steam	December 01, 2021 - November 30, 2022**	January 25, 2022
		Makban – Sto. Tomas, Plant E			20.0 MW			
	AP Renewables,	Plant A, Unit 1	Geothermal Power Plant	Brgy. Naga, Tiwi, Albay	60 MW	Geotherm	December 12, 2021 -	February 10, 2022

Provisional Authority to Operate	Inc.	Plant A, Unit 2			60 MW	al Steam	December 11, 2022**	
Provisional Authority to Operate	AP Renewables, Inc.	Plant C, Unit 5	Geothermal Power Plant	Brgy. Cale, Tiwi, Albay	57 MW	Geothermal Steam	December 12, 2021 - December 11, 2022**	February 10, 2022
		Plant C, Unit 6			57 MW			
Provisional Authority to Operate	AP Renewables, Inc.	MakBan Binary 1	Geothermal Power Plant	Brgy. Sta. Elena, Sto. Tomas, Batangas	7.0 MW	Brine	November 7, 2021 - November 6, 2022**	February 7, 2022
Provisional Authority to Operate	Therma Marine, Inc.	Mobile 1	Diesel Power Plant	Brgy. San Roque, MACO, Compostela Valley	100.33 MW	Diesel	April 19, 2021 - April 18, 2022**	April 19, 2021
			Blackstart		1.68 MW	Diesel		
Provisional Authority to Operate	Therma Marine, Inc.	Mobile 2	Diesel Power Plant	Brgy. Nasipit, Agusan del Norte	100.33 MW	Diesel	April 6, 2021 - April 5, 2022**	April 6, 2021
			Blackstart		1.68 MW	Diesel		
Provisional Authority to Operate	Therma Mobile, Inc.	Barge 1/ Mobile 3	Bunker C-Fired Diesel Power Plant	Navotas Fish Port Complex, Navotas, Metro Manila	66 MW	Bunker C/ Diesel	July 9, 2022 - July 8, 2023***	August 22, 2022
	Therma Mobile, Inc.	Barge 2/ Mobile 4	Bunker C-Fired Diesel Power Plant	Navotas Fish Port Complex, Navotas, Metro Manila	56 MW	Bunker C/ Diesel		
	Therma Mobile, Inc.	Barge 3/ Mobile 5	Bunker C-Fired Diesel Power Plant	Navotas Fish Port Complex, Navotas, Metro Manila	57 MW	Bunker C/ Diesel		
	Therma Mobile, Inc.	Barge 4/ Mobile 6	Bunker C-Fired Diesel Power Plant	Navotas Fish Port Complex, Navotas, Metro Manila	52 MW	Bunker C/ Diesel		
Provisional Authority to Operate	Therma South, Inc.	Unit 1	Coal Fired Power Plant	Brgy. Binugao, Toril District, Davao City	150 MW	Coal	September 1, 2021 - August 31, 2022**	September 1, 2021
		Unit 2	Coal Fired Power Plant	Brgy. Binugao, Toril District, Davao City	150 MW	Coal		
Provisional Authority to Operate	Therma Power Visayas, Inc.	Units 1-6	Diesel Power Plant	Brgy. Bato, Toledo City, Cebu	6-7.44 MW	Diesel	January 6, 2022 - January 5, 2023*	February 16, 2022
COC No. 19-06-M-00176V	Therma Visayas, Inc.	Therma Visayas Circulating Fluidized Bed Coal-Fired Power Plant	Circulating Fluidized Bed Coal-Fired Power Plant	Sitio Looc, Brgy. Bato, Toledo City, Cebu	353.94 MW	Coal	April 15, 2019 - April 14, 2024	June 26, 2019
COC No. 19-07-M-00040L	TeaM Energy Corporation	Pagbilao Coal Fired Power Plant	Coal Fired Thermal Power Plant	Isla Grande, Ibabang Polo,	751.4 MW	Coal	July 20, 2019 - July 19, 2024	July 9, 2019

			Black Start	Pagbilao, Quezon	800 kW	Diesel		
COC No. 18-02-M-00145L	Pagbilao Energy Corporation	Pagbilao Unit 3 Coal Fired Thermal Power Plant	Coal Fired Thermal Power Plant	Isla Grande, Ibabang Polo, Pagbilao, Quezon	420 MW	Coal	February 20, 2018 – February 19, 2023	February 20, 2018
			Blackstart		1.04 MW	Diesel		
COC No. 17-11-M-00282L	GNPower Mariveles Coal Plant Ltd. Co.	Unit 1	Coal Fired Power Plant	Brgy. Alasasin, Mariveles, Bataan	325.8 MW	Coal	December 3, 2017 – December 2, 2022****	November 21, 2017
		Unit 2			325.8 MW			
		N/A	Blackstart		1.68 MW	Diesel		
Provisional Authority to Operate	San Carlos Sun Power, Inc. (SACASUN)	N/A	Solar Power Plant	Ecozone Blvs., San Carlos, Ecozone, Brgy. Punao, San Carlos City, Negros Occidental	58.981 MW	Solar	July 14 2021 - July 13, 2022**** *	July 7, 2021

*Deadline for filing of application for renewal is six months before expiration.

**Application for PAO/COC renewal filed within prescribed timeline, ongoing evaluation by ERC; ERC issued a certification on pending application for renewal, which is currently being used as a substitute for COC

***Deadline for filing for request for PAO extension is 45 days before expiration.

**** Application for PAO/COC renewal filed within prescribed timeline, ongoing evaluation by ERC

***** Application for COC renewal filed within prescribed timeline; requested for COC conversion to FIT; ongoing evaluation by ERC; ERC issued a certification on pending application for renewal, which is currently being used as a substitute for COC.

Below is a list of pending applications for COC renewal. These applications for COC/PAO renewal were filed within the prescribed timeline. These are ongoing evaluation by ERC. Meanwhile, ERC issued a certification on pending application for renewal, which is currently being used as a substitute for COC/PAO.

Legal Entity	Facility Name	Type	COC Capacity (MW)	COC No.	Issuance Date	Certificate Term	Expiration Date
Hedcor, Inc.	Irisan 1	Hydro	3.890	17-04-M-00032L	April 19, 2017	5 years	April 29, 2022
Hedcor Sabangan, Inc.	Sabangan	Hydro	14.960	N/A (PAO)	September 29, 2021	1 year	September 28, 2022
Therma Marine, Inc.	Mobile 1	Oil	100.337 1.680 (Blackstart)	N/A (PAO)	April 19, 2021	1 year	April 18, 2022
Therma Marine, Inc.	Mobile 2	Oil	100.327 1.680 (Blackstart)	N/A (PAO)	April 06, 2021	1 year	April 05, 2022
San Carlos Sun Power Inc.	SACASUN	Solar	58.981 MWp DC	N/A (PAO)	July 14, 2021	1 year	July 13, 2022
Therma South, Inc.	TSI	Coal	300.050 MW	N/A (PAO)	September 01, 2021	1 year	August 31, 2022

POWER DISTRIBUTION BUSINESS

Please refer to page 151 of the Prospectus.

RETAIL ELECTRICITY SUPPLY BUSINESS

Please refer to pages 151-152 of the Prospectus.

Trademarks

Please refer to pages 152-154 of the Prospectus.

i. Government Approval

Please refer to page 154 of the Prospectus.

j. Effect of Existing or Probable Governmental Regulations

Independent Market Operator (IMO)

On February 6, 2018, the market participants and the DOE Secretary approved the transition plan calling for the formation of an independent market operator and the transfer of the market operation functions to it. The Independent Electricity Market Operator of the Philippines (“IEMOP”), the current IMO of the WESM, was incorporated to organize and implement the transition plan. Beginning September 26, 2018, the IEMOP has assumed responsibility for operating the electricity market, including the management of the registration of market participants, receiving generation offers, determining market prices, and dispatching schedules of the generation plants, and handling billing, settlement, and collections, among others.

On October 22, 2020, the DOE promulgated Department Circular No. DC2020-10-0021, which adopted amendments to the WESM Rules for the implementation of an Independent Market Operator. The DOE thereafter issued Department Circular 2021-06-0015 which declared the the commercial operation of the Enhanced WESM Spot Market effective June 26, 2021. This shortened the dispatch, settlement and trading interval at the WESM from the current one-hour interval to five-minute interval.

Implementation of the Performance-based Rating-setting Regulation (PBR)

Please refer to pages 154-155 of the Prospectus.

ERC Regulation on Systems Loss Cap Reduction

Please refer to page 155 of the Prospectus.

Competitive Selection Process

On June 11, 2015, DOE promulgated Department Circular No. DC2015-06-0008 (“**2015 DOE Circular**”), which mandated all distribution utilities to undergo competitive selection processes (“**CSP**”) in securing PSAs after the effectivity of the said circular. The 2015 DOE Circular also authorized ERC to adopt a set of guidelines for the implementation of the CSP. The 2015 DOE Circular took immediate effect following its publication on June 30, 2015.

On October 20, 2015, ERC issued Resolution No. 13, Series of 2015, entitled, “A Resolution Directing All DUs to Conduct a Competitive Selection Process (CSP) in the Procurement of their Supply to the Captive Market” (“**ERC CSP Rules**”). This resolution provides that a PSA shall be awarded to a winning Generation Company following a competitive selection process or by direct negotiation, after at least two (2) failed CSPs. For PSAs which were already executed but were not yet filed with the ERC and those that were still in the process of negotiation during the time of the effectivity of the ERC CSP Rules, the relevant distribution utility already had to comply with the CSP requirement before its PSA application would be accepted by the ERC. The ERC CSP Rules took immediate effect following its publication on November 7, 2015.

ERC Resolution 13, Series of 2015, was restated in ERC Resolution No. 1, Series of 2016, entitled, “A Resolution Clarifying the Effectivity of ERC Resolution No. 13, Series of 2015.” ERC Resolution No. 1, Series of 2016, extended the date of the effectivity of the CSP requirement from November 7, 2015 to April 30, 2016. It further

stated that all PSAs executed on or after the said date would be required, without exception, to comply with the provisions of the ERC CSP Rules.

On February 1, 2018, DOE promulgated DC No. DC2018-02-0003 (“**2018 DOE Circular**”) entitled “Adopting and Prescribing the Policy for the Competitive Selection Process in the Procurement by the Distribution Utilities of Power Supply Agreements for the Captive Market.” Through this Circular, DOE issued its own set of guidelines (“**DOE CSP Rules**”) for the procurement by distribution utilities of PSAs for the Captive Market.

Under the DOE CSP Rules, all PSAs shall be procured through CSP, except for the following instances: (1) generation project owned by the distribution utility funded by grants or donations; (2) negotiated procurement of emergency power supply; (3) provision of power supply by any mandated Government-Owned and Controlled Corporation for off-grid areas prior to, and until the entry of New Power Providers (“**NPP**”); and (4) provision of power supply by the PSALM through bilateral contracts. A PSA may also be entered into by direct negotiation if the CSP fails twice. The DOE CSP Rules took effect upon its publication on February 9, 2018.

The validity of ERC CSP Rules and ERC Resolution No. 1, Series of 2016, was challenged before the SC on the ground that ERC, in issuing the said resolutions, amended the 2015 DOE Circular and effectively postponed the date of effectivity of the CSP requirement. Consequently, on May 3, 2019, the SC in the case of *Alyansa Para sa Bagong Pilipinas, Inc. v. ERC* (G.R. No. 227670), declared the first paragraph of Section 4 of the ERC CSP Rules and ERC Resolution No. 1, Series of 2016, as void *ab initio*. The SC further ruled that all PSAs submitted to ERC on or after June 30, 2015 shall comply with the CSP and that upon compliance with the CSP, the power purchase cost resulting from such compliance shall retroact to the date of the effectivity of the complying PSA, but in no case earlier than June 30, 2015, for purposes of passing on the power purchase cost to the consumers. In June 2023, DUs and GenCos received Orders from the ERC dismissing with prejudice the applications of PSAs that were affected by the *Alyansa* ruling and ordered the affected DUs and GenCos to stop implementing their PSAs immediately upon receipt of the order.

On September 24, 2021, the DOE promulgated Department Circular No. DC-2021-09-0030, amending the 2018 DOE Circular on the Competitive Selection Process in the Procurement by the Distribution Utilities of Power Supply Agreement for the Captive Market. The new circular included a new exemption from the CSP process and introduced a mechanism of subjecting unsolicited proposals to competitive bidding. The Circular was published on October 14, 2021 and was effective on October 29, 2021.

In an Advisory dated 03 April 2023, the DOE issued a moratorium on the issuance of Certificates of Exemption from the conduct of the Competitive Selection Process (“**COE-CSP**”). In view of this Advisory, the ERC issued an Advisory dated 07 June 2023, clarified further in an Advisory dated 23 June 2023, stating that DUs can procure Emergency Power Supply Agreements (“**EPSAs**”) on account of force majeure or fortuitous event, and that such EPSAs shall be immediately implementable, and the rates shall to be charged shall be capped at the latest ERC-approved generation tariff for the same technology in comparable areas, as posted on the ERC’s official website, until the ERC issues its approval of the EPSA. The same ERC advisory allowed for the retroactive application of the rates and EPSA terms and conditions as approved by the ERC.

Adopting a General Framework Governing the Provision and Utilization of Ancillary Services in the Grid

On December 4, 2019, DOE issued Department Circular No. DC2019-12-0018 entitled “Adopting a General Framework governing the utilization of Ancillary Services (AS) in the Grid” (“**AS Circular**”).

Upon the commercial operation of the Reserve Market, the following rule shall govern the procurement of AS:

- (a) SO shall procure Regulating, Contingency, and Dispatchable Reserves through firm contracts and the Reserve Market provided that the contracted levels per reserve region shall be as follows:
 - (i) Regulating Reserve - Equivalent to 50% of the Regulating Reserve requirement;
 - (ii) Contingency Reserve - Equivalent to 50% of the dependable capacity of the largest generating unit;
 - (iii) Dispatchable Reserve - Equivalent to 50% of the dependable capacity of the second largest generating unit

On June 21, 2021, the DOE issued an “Advisory on the Implementation of Department of Energy (DOE) Circular

No. DC2019-12-0018". The advisory directed the NGCP to expedite the procurement of the required AS in accordance with Department Circular No. DC2019-12-0018, and to convert NGCP's non-firm ASPAs into firm ASPAs.

On October 4, 2021 the DOE issued Department Circular No. DC2021-10-0031 for the Transparent and Efficient Procurement of Ancillary Services ("**AS CSP**") by the System Operator ("**SO**") that pushed a process similar to the CSP but this time for AS to be procured for all non-firm ASPA be converted to ASPA, and that the Market Operator ("**MO**") can step in to help SO to avoid delays. The acceptance and opening of bids for AS were concluded on March 14, 2023 for Luzon, March 15, 2023 for Visayas, and March 16, 2023 for Mindanao. The resulting ASPAs from the CSPs are still subject to the approval of the ERC.

Ancillary Services Pricing and Cost Recovery Mechanism

Reserves are forms of ancillary services that are essential to the management of power system security. The provision of reserves facilitates orderly trading and ensures the quality of electricity.

On December 2, 2014, DOE issued Circular No. 2014-12-0022, otherwise known as the Central Scheduling and Dispatch of Energy and Contracted Reserves. The circular aims to prepare the market participants in the integration of ancillary reserves into the WESM. The ancillary service providers will be paid based on their respective ASPAs with NGCP, while the scheduling of capacity and energy will be based on market results.

On September 14, 2018, NGCP filed a Petition seeking the Commission's approval of its proposed amendments to the Ancillary Services – Cost Recovery Mechanism, docketed as ERC Case No. 2018-005 RM. Currently, the existing cost-recovery mechanism for Ancillary Services shall continue to be implemented until a new mechanism is recommended by the AS-TWG and adopted by ERC.

On February 8, 2022, the ERC posted its call for comments on the Draft Ancillary Services Rules ("**AS Rules**") under ERC Case Nos. 2017-005 RM and 2018-005 RM with submission deadline of February 22, 2022. It has forwarded again the transition to its new types and definitions of Ancillary Services, with its own specifications and technical requirements, a percentage of procurement of AS, for testing be done only by the SO, and a cost recovery mechanism. As of July 2023, the AS Rules have not yet been issued.

Energy Efficiency and Conservation Act

Apart from prescribing efficient use of energy standards and labeling requirements for energy-consuming products, the RA No. 11285 or the Energy Efficiency and Conservation Act ("**EEC**") establishes certain obligations on the part of energy consumers who reach a certain annual energy consumption threshold ("**Designated Establishments**"). These obligations include, among others, reporting to the DOE of annual energy consumption, and energy consumption record keeping.

Other Department Circulars promulgated by the DOE in relation to the EE&C are as follows:

- (a) Department Circular No. DC2020-06-0015 "*Prescribing the Guidelines of the Philippine Energy Labeling Program (PELP) for Compliance of Importers, Manufacturers, Distributors and Dealers of Electrical Appliances and other Energy-Consuming Products (ECP)*", which aims to empower consumers in choosing energy efficient products at the point of sale, help realize energy savings and reduction of energy consumption/bills through the use of energy efficient products; and reduce greenhouse gas emissions;
- (b) Department Circular No. DC2020-06-0016 "*Prescribing the Minimum Energy Performance for Products (MEPP) covered by the Philippine Energy Labeling Program (PELP) for Compliance of Importers, Manufacturers, Distributors, Dealers and Retailers of Energy-Consuming Products*", which aims to eliminate the entry and sale of inefficient and substandard products in the local market; and reduce greenhouse gas emissions;
- (c) Department Order No. 2020-01-0001 "*Organizing the Inter-Agency Energy Efficiency and Conservation Committee (IAEECC)*", which created the IAEECC to evaluate and approve government energy efficiency projects and provide strategic direction in the implementation of the Government Energy Management Program (GEMP);
- (d) Department Circular No. DC2020-12-0026 "*Adoption of the Guidelines for Energy Conserving Design of*

Buildings”, aims to encourage and promote the energy conserving design of buildings and their services to reduce the use of energy with due regard to the cost effectiveness, building function, and comfort, health, safety, and productivity of the occupants; and

- (e) Department Circular No. DC2021-05-0011 “Guidelines for the Endorsement of Energy Efficient Projects to the Board of Investments for Fiscal Incentives”, establishes the rules and procedures in the endorsement of energy efficiency projects to avail fiscal incentives from the BOI.
- (f) Department Circular No. DC2022-03-007 “Adoption of Training Regulations for the Certification of Energy Conservation Officers (ECOS)” implementing the training regulations for ECOS.
- (g) Department Circular No. DC2023-05-0009 “Government Energy Management Program (GEMP) Guidelines on Strengthening the Energy Efficiency and Conservation Professionals, Adoption of Training Module for Capacity Building and Prescribing Certification Process for the Recognition of Training Institutions”, which establishes the qualification, registration, monitoring, and training of EEC professionals.
- (h) Department Circular No. DC2023-05-18 “Adoption of the National Energy Efficiency and Conservation Plan (NEECP) and Roadmap 2023-2050”, which defines and outlines all EEC programs to be implemented, their objectives, and the associated emission reduction targets over various time horizons.

Energy Virtual One-Stop Shop Act

Please refer to page 157 of the Prospectus.

Net Metering

Please refer to pages 157-158 of the Prospectus.

Reliability Performance Indices

Please refer to page 158 of the Prospectus.

Prescribing Revised Guidelines for Qualified Third Party

Under Republic Act No. 11646 or the Microgrid Systems Act, which became law on January 21, 2022, all QTPs providing alternative electric service pursuant to Section 59 of Republic Act No. 9136 are now known as microgrid system providers.

In view of the Qualified Third Party (“QTP”) Guideline Policy, the DOE issued DOE Department Circular No. DC 2019-11-0015 or the Revised QTP Guidelines, setting forth the guidelines and procedures for the qualification and participation of QTPs in QTP service areas.

Promulgating the Renewable Energy Market (REM) Rules

On June 10, 2022, the Department of Energy issued DOE Department Circular No. DC2022-06-0019, *Declaring the interim Commercial Operations of the Renewable Energy Market*. The Circular provides a significant framework and mechanism for the commencement of the Renewable Energy Market (“REM”) Interim Commercial Operation (“I-COP”).

On September 23, 2022, the Revised REM Rules as promulgated through DOE Department Circular DC2022-06-0026 was deemed effective. The Circular provides amendments to the composition of the REM governance committee, responsibility of REM members, the issuance of certificate creation, allocation of renewable electricity generation for Feed-in-Tariff (FIT), surrendering of renewable energy certificates for renewable portfolio standards (RPS) compliance, and disputes.

Feed-in-Tariff System

Please refer to page 159 of the Prospectus.

Revisions to the Guidelines for the Financial Standards of Generation Companies

Please refer to page 159 of the Prospectus.

Green Energy Auction Policy

On July 14, 2020, the DOE issued guidelines on the Green Energy Auction Policy (Department Circular No. DC 2020-07-0017) which set the framework for which the DOE shall facilitate the procurement of supply from RE projects by the mandated participants under the RPS on-grid rules through a competitive process for compliance with the RPS program and as applicable for their long-term power supply requirements. The process involves a regular auction process (notice every 15th of June) to be implemented by the Green Energy Auction Committee (“GEAC”). The Contracting Customers and the Winning Bidders will execute a Green Energy Implementation Agreement (“GEIA”), which involves the Market Operator (“MO”) as the entity to allocate energy and calculate corresponding payments. The ERC will approve the GEIA template and the Green Energy Auction Reserve (“GEAR”) Price. Each Winning Bidder will have its own Green Energy Tariff (pay- as-bid), which shall not be higher than the GEAR Price. On the other hand, the Contracting Customers will pay the average price, subject to the allocation/calculation of MO, per trading interval.

On November 3, 2021, the DOE issued DC2021-11-0036 providing the Revised GEAP Guidelines listing out the Green Energy Auction steps for the competitive selection process, adopting the FIT framework as the mechanism for RE compensation and introducing an Opt-In mechanism for the Mandated Participants.

The first round of GEAP was completed in June 2022. As of July 2023, The second round of GEAP is ongoing, with the notice of award anticipated to be released on July 12, 2023.

Green Energy Option Program

Please refer to page 160 of the Prospectus.

Retail Competition and Open Access

Please refer to page 160 of the Prospectus.

The Open Access Transmission Service (“OATS”) Rules

Please refer to page 160 of the Prospectus.

Amendments to Public Service Act

Please refer to page 160 of the Prospectus.

k) Cost and Effects of Compliance with Environmental Laws

Please refer to page 160-161 of the Prospectus.

l) Major Risk/s Involved in the Business

An integral part of AboitizPower’s Enterprise Risk Management (“ERM”) efforts is to anticipate, understand, and address the risks that AboitizPower may encounter in its businesses. Risk management is integrated in AboitizPower’s strategic and operational planning and decision-making processes. Management and operating teams identify and assess the risk areas that may impact AboitizPower’s strategic objectives and day-to-day business operations. In addition, AboitizPower develops key risk treatment plans to address the drivers of the AboitizPower’s top risks, as well as emerging risks that may also significantly impact its business and stakeholders. The risk management processes, which include ESG focus areas, business continuity management, and risk transfer strategies, are also embedded in the organizational planning and risk management processes. Business continuity management (“BCM”) and risk finance are the other pillars of the ERM approach that are actively being implemented and continuously developed by AboitizPower.

Risk management planning in AboitizPower is an iterative process that is conducted at least semi-annually for strategic risks. Most of the top or strategic risks that are captured at the corporate or AboitizPower level originated from risks reported by the corporate support and business units. AboitizPower's business units review operational risks and implement mitigation measures as part of day-to-day operations.

Following the completion of the 2022 year-end strategic risk consolidation at AboitizPower, the following top or strategic risks have been identified and reported to the senior management executives:

1. Sustainability

Investments are at risk if these are not able to sustain a viable economic return due to a combination of technology, regulatory, and/or market changes. Among these changes, ESG strategies continue to be the trend in the global community where investors are seeking to mitigate exposure to fossil-based fuel and diversifying portfolios to prioritize renewable energy. In the event that future laws or contracts are enacted imposing restrictions on operations and refinancing, particularly in relation to power plants utilizing fossil fuels, certain capital expenditures or operating expenses or financing costs may not be fully recoverable.

The growing multi-sectoral negative action against coal has led many financial institutions to restrict investments in coal projects. The following are important considerations of AboitizPower's existing portfolio and strategic project pipeline, where coal concentration will significantly be reduced by the year 2030:

- (a) Difficulty in insurance procurement or renewal, where insurers' policy on coal underwriting and investing are also aligned with the same global trends on sustainability and ESG issues. While insurers are still willing to cover coal plants, the resulting impact is significantly higher premium rates for coal insurance year on year. Inability to fill up 100% capacity due to the reluctance or withdrawal of some insurance markets to insure coal plants has prompted AboitizPower to resort to self-insurance. Other noteworthy risk drivers are the hardening of the insurance market aggravated by the global economic impact of the COVID-19 pandemic, and any significant losses on damage to critical assets and related business interruptions;
- (b) Financing and refinancing risks in terms of AboitizPower's inability to borrow money to fund future projects due to current investments in coal. While banks are still willing to lend, the cost of project financing tends to be more expensive;
- (c) Withdrawal of technical support by critical contractors and suppliers from construction and/or maintenance thermal power plants in line with global trends on sustainability; and
- (d) Sourcing of fuel (coal and oil) due to global price volatility because of supply and demand fundamental affected by pressure on the continued operation of mines and transshipment of fuel due to the International Maritime Organization (IMO) 2020 regulations which will have the effect of increasing freight costs for coal and oil.

The Philippines is a party to the 2015 Paris Agreement signed by almost 200 nations. The Paris Agreement aims to keep the increase in global average temperature to well below 2°C above pre-industrial levels and to limit the increase to 1.5°C, since this would substantially reduce the risks and effects of climate change. As a party to the agreement, the Philippines may impose more stringent regulations, particularly on coal-fired power plant emissions, requiring expensive pollution controls on coal-fired power plants, among other measures. These measures may significantly increase costs of coal-fired power plants and, at the same time, increase the cost competitiveness of renewable energy.

Recently promulgated implementing rules and regulations by the DOE on "Renewable Portfolio Standards" also mandate electric power industry participants (such as generation companies, distribution utilities and electric cooperatives) to source or produce a portion of their electricity requirements from eligible renewable energy resources and undertake CSPs in sourcing renewable energy. A significant portion of the captive market may shift away from coal and other hydrocarbon fuels, which may expose the coal-fired power plants of AboitizPower

to stranded-asset risk (i.e. hazard of an asset suffering from an unanticipated write-down, devaluation, or conversion to liability).

AboitizPower is cognizant of the regulatory and market drivers in the shift towards green and sustainable business transformations. AboitizPower and its Subsidiaries are guided by its sustainability framework that looks into environmental, social and governance risks including climate-related risks of its value chains. Its strategy has long considered environmental sustainability as one of its key pillars and, to date, together with its partners, AboitizPower is the largest private renewable energy operator in the country with 1,365 MW in installed capacity as of year-end 2022.

AboitizPower's growth strategy remains aligned with the energy trilemma – balancing the three pillars of energy security, energy equity, and environmental sustainability. Over the last decade, the growth in energy demand has necessitated a focus on energy security and energy equity - the provision of reliable, and affordable energy for a growing economy. Having addressed energy security and energy equity via the presence of sufficient baseload capacity, AboitizPower has begun to shift focus back to environmental sustainability, and rebalancing its energy portfolio. This transition is included in AboitizPower's sustainability agenda, with the AboitizPower targeting a mix of 50% thermal and 50% renewable energy capacity by 2030 from its current mix of 74% thermal (which are conventional or combustion power plants such as coal or fuel fired plants), and 26% renewable (which do not rely on fossil fuels).

Further, to properly assess the potential and extent of the above-mentioned risks, AboitizPower signed up to become the first Philippine supporters of the international Task Force on Climate-Related Financial Disclosures ("TCFD") in early 2020. This is a voluntary commitment to adopt a defined governance structure on identifying and addressing physical and transition risks associated with climate change, as well uncovering opportunities, and improving disclosures to provide clear and reliable information to stakeholders. Under SEC Memorandum Circular No. 4, series of 2019 on the Sustainability Reporting Guidelines for Publicly-Listed Companies ("PLCs"), there is a three-year period under which PLCs can comply, which includes the adoption of the TCFD reporting template.

As a validation to AboitizPower's commitment to risk and crisis management, risk management of AboitizPower retained the maximum 5.0 rating representing a +4 increase in score to 94, in the 2022 FTSE Russell (FTSE4Good) Index. This comes after a very strong showing in the 2022 Corporate Sustainability Assessment of S&P Global rating Risk and Crisis Management of AboitizPower with a score of 92 (+4) placing it at a top spot among the rated companies in the Philippines. Good risk management is supporting AboitizPower in the sustainability component of ESG.

2. Regulatory

The electric power industry is characterized by a constantly evolving regulatory environment. Any shortcoming in regulatory compliance poses negative consequences in both the net income and reputation of each Business Unit and the Group. Further, AboitizPower's results of operations and cash flow could be adversely affected by the inability to predict, influence, or respond appropriately to changes in law or regulations, including any inability or delay in obtaining expected or contracted increases in electricity tariff rates or tariff adjustments for increased expenses, or any inability or delay in obtaining or renewing permits for any facilities, could adversely impact results of operations and cash flow. AboitizPower's business could also be adversely affected by any changes in laws or regulations, or changes in the application or interpretation of laws or regulations in jurisdictions where power projects are located, could adversely affect AboitizPower's business, including, but not limited to:

- (a) adverse changes in tax laws including misinterpretation of statutory incentives granted to developers;
- (b) changes in the timing of tariff increases or in the calculation of tariff incentives;
- (c) change in existing subsidies and other changes in the regulatory determinations under the relevant concessions or grants;
- (d) other changes related to licensing or permitting which increase capital or operating costs or otherwise affect the ability to conduct business affecting both the generation and distribution utility business;

- (e) other changes that have retroactive effect and/or take account of revenues previously received and expose power projects to additional compliance costs or interfere with our existing financial and business planning; or
- (f) other changes in the performance-based regulations affecting the return of capital investments which will impact prospectively.

Any of the above events may result in lower margins for the affected businesses, which could adversely affect AboitizPower's results of operations.

For renewable assets, pricing is fixed by regulatory arrangements which operate instead of, or in addition to, contractual arrangements. To the extent that operating costs rise above the level approved in the tariff, the Business Units that are subject to regulated tariffs would bear the risk. During the life of a project, the relevant government authority may unilaterally impose additional restrictions on the project's tariff rates, subject to the regulatory frameworks applicable in each jurisdiction. Future tariffs may not permit the project to maintain current operating margins, which could have a material adverse effect on the Business Unit or the Group, financial condition, results of operations and prospects. Withholding of adjustment in feed-in-tariff rates for qualified plants under the portfolio of AboitizPower are risks that are being monitored and addressed through active stakeholder engagement with similarly situated developers and the ERC.

Regulatory issues related to the delivery of transmission assets owned by the NGCP in order to dispatch capacity from newly commissioned plants of AboitizPower are also being managed. AboitizPower continues to work with NGCP to minimize delay in the delivery of transmission assets as new plants begin commercial operations. To anticipate and proactively respond to changes in regulations, the Regulatory Affairs and External Relations teams of AboitizPower constantly collaborate with the DOE and the ERC to work towards a sound and sustainable regulatory and policy environment. Similarly, the AboitizPower SHES Team keeps itself abreast with environmental laws and coordinates with the DENR on matters pertaining to environmental compliance.

These teams, among others, actively participate in consultative processes and public consultations to provide feedback and positions on proposed laws and regulations. AboitizPower's participation likewise ensures that its interpretation of such laws and regulations is aligned with the regulators. This is done in cooperation with organized power industry groups such as the Philippine Independent Power Producers Association (PIPPA) and Philippine Electric Plant Owners Association (PEPOA). Regular dialogues are conducted with host communities, media, non-government organizations, and the academe, to educate and update various groups about the power industry.

AboitizPower has likewise transitioned its Legal Team to strategically focus on compliance and to continually align with the Aboitiz Group's overall compliance processes. AboitizPower is institutionalizing a compliance framework across the different business and corporate support units, and is formalizing compliance reporting requirements among the Group's compliance officers.

3. Financial

In the course of its operations, AboitizPower and its Subsidiaries are exposed to the following financial risks:

- (a) Interest rate risks resulting from the increasing cost to borrow money as a result of inflation; and
- (b) Forex risks in terms of forex fluctuations that may significantly affect its foreign currency-denominated placements, transactions, and borrowings. This risk is currently driven by the global economic recession and geopolitical conflicts, given the impact it has on general currency markets; and the amount of natural hedge flows which may decline.

These risks constrain any expansion and growth projects. Furthermore, defaulting on existing loans and other financial obligations will consequently put AboitizPower's reputation at risk.

To address these risks, AboitizPower carries out regular monitoring of the AboitizPower's cash position and at the same time maintaining good relationships with the banks. AboitizPower is implementing the Group's Financial Risk Management Framework, which is a collaboration of the Group Risk and Treasury teams and

designed to ensure a consistent approach in identifying, assessing, quantifying, and mitigating financial risks across the Group.

4. Reputation

AboitizPower recognizes that its reputation is its single most valuable asset, a competitive advantage that allows AboitizPower to earn, maintain, and strengthen the trust of its stakeholders. AboitizPower knows that its reputation today took generations to build and sustain; hence, the need to protect and enhance it progressively is imperative.

Today's operating environment is characterized by increasing corporate governance standards, heightened public consciousness due to social media, and greater scrutiny from key stakeholders. Reputation risks result from the occurrence of, or failure to, mitigate other risks.

AboitizPower continues to strengthen stakeholder engagement activities with all its stakeholders, including its key engagement channels is ER 1-94 which allows host communities to reap financial benefits for their contribution to power plants situated in their localities. AboitizPower's assumption of the fund's administration functions has hastened fund remittance and utilization for local electrification, development and livelihood, and environment enhancement projects of host communities. Due to the COVID-19 pandemic, DOE Department Circular 2020-04-0008 dated April 6, 2020 rationalized the utilization by host LGUs of ER 1-94 funds for COVID-19 response instead. As year-end 2021, the total available ER 1-94 funds have been released by the DOE and AboitizPower amounted to ₱714 million, which was made available to AboitizPower's host beneficiaries to build isolation facilities and purchase relief goods, medical supplies or equipment, and COVID-19 testing kits and vaccines.

In 2022, AboitizPower continues to be recognized as a constituent company in the FTSE4Good Index Series for the fifth consecutive year. AboitizPower maintained its overall rating in the latest assessment with a score of 3.1. The FTSE4Good Index Series, created by global index provider FTSE Russell, measures the performance of companies demonstrating strong ESG practices.

AboitizPower's recent Corporate Sustainability Assessment by the highly regarded S&P Global has also shown marked improvements in its ESG performance. AboitizPower's score further increased from 44 in 2021 to 50 in the 2022 assessment, which also brings AboitizPower to the 76th percentile ranking in its global peer group. Key highlights include improvement in the Governance and Economic dimension by 6 points, driven mainly by its 2022 initiatives in innovation and supply chain management, and in the Social dimension by 7 points brought by its strong programs in human capital development, stakeholder engagement, philanthropy, and labor standards. AboitizPower's recent Sustainalytics ESG Risk Rating coverage moved to the core framework from comprehensive. In consideration of the company's high ESG risk exposure and strong management, Sustainalytics views AboitizPower to be at medium risk of material financial impacts driven by ESG factors giving AboitizPower a final risk rating of 28.6, a 14% decrease of risk rating from the previous year.

Meanwhile, AboitizPower also improved its CDP Climate Change Report from D in 2021 to C in the 2022 assessment. AboitizPower's Corporate Affairs continues to communicate and amplify AboitizPower's role in a sustainable energy transition for the country. This is being measured through the "Strategy" pillar of the ReputationID research, through the lens of how AboitizPower and its competitors perform in terms of demonstrating strong leadership, future direction, innovation, and authority in energy.

Moving forward, AboitizPower will continue to focus on addressing gaps in various risk areas of ESG. Furthermore, the AboitizPower's growth strategy remains aligned with the energy trilemma of energy security, energy equity, and environmental sustainability, but will be characterized by a strategic shift from ensuring low-cost energy to also providing energy from more sustainable sources in the next decade.

5. Operations

The loss of, and/or damage to, facilities caused by natural calamities such as earthquakes, typhoons, and floods may result in significant business interruptions within AboitizPower. Interruptions may also be caused by other factors such as critical equipment breakdown, IT and OT security breaches, fires and explosions, hazardous waste

spills, workplace injuries and fatalities, terrorism, and other serious risks. Planned maintenance and overall outage management of AboitizPower's generation facilities and its critical equipment and OT infrastructure and systems are governed by asset management standards based on global best practice. All of AboitizPower's generation facilities have achieved asset management certifications based on ISO 55001:2014 standard. Recently commissioned plants will also be lined up for certification. On the other hand, distribution network availability and reliability targets have consistently been aligned with the performance bond standards set by the ERC as part of the Rules for Distribution Wheeling Rates ("**RDWR**").

All Business Units have also achieved OSHAS 18001 certification, a British standard which is focused on controlling occupational health and safety hazards. AboitizPower companies are also transitioning to the ISO 45001 standard to drive a risk-based culture with more proactive approaches toward mitigating risks before they happen. To further reinforce industrial fire safety, annual in-house training program on Fixed Fire Fighting Systems of the U.S. National Fire Protection Association is conducted for operations, maintenance, and safety personnel.

Group insurance programs that leverage on AboitizPower's portfolio of generation and distribution assets, supported by risk modeling and quantification, are also in place and regularly reviewed. AboitizPower ensures that its Business Units have the right insurance solutions to achieve the optimal balance between retaining or transferring risks versus lowering the Total Cost of Insurable Risk. As such, business interruption insurance is procured to cover any potential loss in gross profits that may result from a major damage to critical assets. AboitizPower is embarking on a major initiative to look for alternative risk transfer strategies to optimize loss indemnity and risk retention.

Business Units periodically review, test, develop, update, and improve their business continuity plan (BCP) to ensure that they remain relevant with current business conditions, and address the uncertainties and issues faced by AboitizPower. Some of these enhancements include: (a) typhoon preparedness; (b) regular emergency drills and simulation exercises on various scenarios related to other natural and man-made calamities; and (c) post-event evaluations to ensure that employees are able to respond effectively and safely as planned. AboitizPower is looking to expand business continuity strategies on a geographic regional scale for better coordination among several plants.

To further improve the existing BCM framework and practices, AboitizPower shifted from scenario-based approach to impact-based approach with the goal to achieve organizational resilience.

6. Cyber and Information Security

AboitizPower recognizes the vulnerabilities of global information security breaches and the increasingly complex challenges of digital transformations. Management acknowledges that information security threats should be addressed to prevent targeted and non-targeted attacks which can adversely disrupt operations and customer services, and result in serious impacts to AboitizPower's bottom line and reputation.

In 2022, AboitizPower further strengthened its protection protocols against security threats with the implementation of the ISMS following the ISO 27001:2015 standard. For 2022, AboitizPower's Generation and Distribution Business Groups have rolled out and are currently completing a uniform, company-wide OT Security Minimum Standard. AboitizPower aligns with the Aboitiz Group-wide Cyber Security Program, specific governance, standards, training and culture-building, and Operational Technology Security projects. OT Security projects in generation and distribution facilities are also ongoing through phased implementation until 2022. The ISMS discipline will continue to be embedded in all three pillars of Information and Operational Systems Security, namely, People, Process, and Technology.

The cybersecurity program execution which started in 2020 is progressing very well. Its anchor program, the Continuous Threat Detection ("**CTD**") roll-out, has faced challenges from the global logistics delays which run from 45 to more than 120 days. The delivery of this project is expected to catch up as logistics normalizes and issues are resolved. Together with the CTD roll-out, the network segmentation will be implemented. End-point detection solutions for legacy operating systems (OS) will be addressed with a new industrial control systems ("**ICS**") end-point protection system offering the latest malware detection and protection.

In order to achieve the desired Level 4 in Cyber Security Maturity and build an information security risk-aware culture within AboitizPower, BCPs on loss of technology scenarios are in place, annually tested, reviewed, and continually improved. AboitizPower keeps pace with current information security threat landscape, solutions, and best practices to further strengthen prevention, detection, and comprehensive response to information security threats. Information risks, including cyber security risks, will remain on top of the agenda of the Board Risk Committee for the coming years.

7. Competition

Increasingly competitive market conditions create downward pressure on contract rates and increasing level of commercial risk, to wit: (a) generation companies being required to participate in a transparent and competitive bidding of power supply requirements of distribution utilities and electric cooperatives through the CSP; and (b) spot prices are expected to continue to be volatile. As such, fixed pricing may potentially increase exposure to fuel and forex risk, while the inability to contract at favorable rates and commercial terms may result in further exposure to higher levels of spot market volatility. This risk could result in inefficiencies in margins due to aggressive or competitive pricing and forecasting inaccuracy. As AboitizPower endeavors to market and contract project capacities from investments ahead of time, as well as renew expiring contracts from existing capacities, it also maximizes energy trading opportunities in the spot market. Striking this balance requires a combination of portfolio pricing and contracting strategies, and hedging of coal and forex exposure on fixed contracts. This is to ensure that plant operations are optimized, and that revenue and cash flow streams are managed.

8. Talent

AboitizPower gears for further growth by shifting towards renewable energy sources and increasing its presence in the international market, while ensuring the availability and reliability of existing power plants. Both growth and operational excellence thrusts demand for organic subject matter experts of critical assets.

The risk on availability, readiness, and retention of talents for critical posts is inevitably increasing. Thus, talent attraction, optimization, and retention strategies are of utmost importance. In 2022, AboitizPower heightened efforts in ensuring talent supply meets talent demand by utilizing strategic workforce planning process, in particular:

- (a) Optimize talent attraction channels / approaches such as establishing a compelling employer brand, building targeted talent communities and employee referral programs;
- (b) Build talent capability building to ensure a thriving workforce;
- (c) Promote a culture-centric engagement and benchmarked employee experience to retain critical talents;
- (d) Create as robust labor relations and business continuity plans, labor regulatory compliance checks & manager education; and
- (e) Improve HR internal capability building and transformation thru leveraging analytics and digital tools/system, re-skilling and resourcing, structure redesign and process simplification/standardization.

AboitizPower integrated the Strategic and Operational Workforce Planning into the Organizational Planning processes to enable the identification of current and future talent needs. This helped shape the people strategy of AboitizPower to be able to increase workers engagement and remain competitive in the job market reshaped by the COVID-19 pandemic.

9. Litigation

The most effective way to avoid litigation and its adverse consequences is to prevent it. Litigation diverts valuable management resources, adversely affects reputation and standing, and exposes AboitizPower including its employees and officers to liability.

In 2022, AboitizPower strengthened the capability of its Legal team to ensure legal and contractual obligations are complied with and in order to be able act quickly and effectively on a potential dispute prior to its escalation. Legal and internal and external subject matter experts identify and proactively address litigation risks to reduce

threats associated with regulatory action, legal claims, and disputes. Legal strategies are supported by active stakeholder engagements with the intent to exhaust all available legal remedies outside of litigation.

10. Pandemic

For the AboitizPower Group, the primary impact of the COVID-19 pandemic during its early stages was the decrease in demand for electricity as business activities were hampered by the government-enforced community quarantines. These quarantines also resulted in reduced mobility to and from the Power Group's existing facilities, and new facilities being constructed. The curtailed economic activity brought about by the shutdown and/or scaled down operations of energy-intensive industries have resulted in significant drops in electricity demand and consumption, which in turn has affected the revenue targets of AboitizPower's generation, distribution, and retail electricity supply businesses. AboitizPower collaborates with its customers and key stakeholders to minimize the impact of the pandemic to its PSAs for all concerned parties. Distribution Utilities have also maximized the use of social media and digital platforms to deliver customer services.

The AboitizPower Group continued to provide the country with the much-needed power supply for hospitals, government institutions, and critical businesses, while ensuring the safety of its teams, partners, and communities. To address the challenges posed by the pandemic, the AboitizPower Group developed a program that combines the best of work-from-home, two-week work shifts, and remote plant operations. This will ensure that the AboitizPower Group keeps the lights on for the country. It also assessed the current and future modes of operations. This led to the necessity of doing an organizational restructuring, allowing for resiliency and enabling the Power Group to remain efficient, competitive, and sustainable. It is in the planning stages of a return to the workplace program, but will advance with caution.

AboitizPower ensures that the supply chains for its power plants and Distribution Utilities remain stable. It also ensures that supply of coal, critical spare parts, and services from outside the country continues through a number of options, including alternative local suppliers and service providers. Close coordination with LGUs and key government agencies by AboitizPower External Relations and its Business Unit's Legal and Compliance teams facilitate the unimpeded delivery of energy-related goods and services. To date, all AboitizPower power generation facilities and power distribution utilities have normalized operations. BCPs have been successfully implemented to ensure the adequate and reliable supply and distribution of electricity and to adapt to the nature of the virus with the least disruption in operations but ensuring team members are not put at risk which is the primary objective of the company's COVID-19 response.

These BCPs are continually and promptly updated to adhere to the health and other community quarantine protocols and guidelines issued by the DOE, ERC, DOH, DOLE, Inter-Agency Task Force for the Management of Emerging Infectious Diseases (IATF), and the LGUs. COVID-19 vaccination of employees and contractors is at a high rate due to company-initiated vaccination programs. AboitizPower is also facilitating a program for the administration of boosters to its employees to maximize protection afforded by the vaccines.

AboitizPower will continue to comply with the government's minimum health standards and directives being a provider of essential services during this time of the pandemic.

11. Project Delivery

AboitizPower has identified delay in project execution and delivery as one of its top risks as it continues to grow its power generation portfolio, in particular, with the construction and commissioning of new generation plants as AboitizPower expands its renewable energy portfolio. Global economic recession and supply chain restrictions due to the pandemic and geopolitical tensions have raised concerns on the ability to deliver and execute projects in a timely manner and within budget targets.

As an overall risk mitigation plan, project risk management plans are thoroughly defined and regularly reviewed for each project in order to track issues related to quality, safety, compliance, schedule, and resources. This ensures that identified risk control measures and recovery actions are implemented. Appropriate project insurance coverage, as well as periodic performance reviews of selected partners, reputable contractors, and third-party suppliers, are also in place.

12. Emerging Risks

Embedded in the risk management process is the continuous identification and monitoring of emerging risks. These are newly developing risks that cannot yet be fully assessed (due to high uncertainty) but could have a major impact on the organization in the future. These potential risks could be triggered by the fast-changing landscapes in the political, economic, social, technological, environmental, and legal facets surrounding AboitizPower's operations.

For AboitizPower, one such major risk is that of climate change. While AboitizPower has recognized that the availability of insurance and long-term financing for coal plants has become more and more challenging, these are being addressed by an overall sustainability strategy that is manifested by its portfolio mix changing towards sustainable energy sources over the long term. Active engagements with stakeholders to clarify AboitizPower's ESG strategy are undertaken to clarify AboitizPower's positions and plans to achieve its sustainability goals in the context of the Philippine energy and growth plans. The market for fuel, in particular coal, is also being actively monitored as currently there are a lot of risk drivers that are starting to emerge that are coming from sustainability policies and dynamic domestic and international trade policies. The most recent fuel-related risk is the one month export ban on coal announced by Indonesia which put at risk the continued normal and full operation of AboitizPower's coal power plants. While the ban was temporary, AboitizPower has been developing a more robust risk mitigation plan against potential loss or unavailability of coal suppliers.

Such risks are captured and validated in the semi-annual risk assessment process and during the environmental scans of the strategic planning and annual organizational planning process of AboitizPower, and are subjected to further study by subject matter experts. These emerging risks are reported and discussed as part of the Group Risk Management Council and Board Risk and Reputation Management Committee regular agenda.

FOOD MANUFACTURING

Overview of the Business

AEV's integrated agribusiness and food company is operated in the Philippines primarily through Pilmico Foods Corporation and its Subsidiaries, and its international feeds business through Pilmico International and its various Subsidiaries and Associates. The Food Group is composed of three segments: (a) feeds and flour; (b) hog and layer farms; and (c) international animal nutrition.

a) Products and Services

Feeds and Flour

Pilmico Foods Corporation

Pilmico is primarily engaged in the manufacture and sale of flour, feeds, and their by-products. These by-products are largely wheat by-products, particularly wheat bran sold under the Pilmico Brand. It has a wide network of distributors and dealers located in major cities of Metro Manila, Cebu, Davao, Iloilo, Bacolod, and Cagayan and has established representative offices in Jakarta, Indonesia and Ho Chi Minh City, Vietnam, allowing the export and distribution of flour products to Hong Kong, Vietnam, Myanmar, Thailand, Malaysia, and Indonesia. As of September 15, 2022, it is one of the largest flour manufacturers in the country and is ranked among the top three domestic flour producers based on internal market data.

Flour Products

Pilmico produces premium quality hard wheat flour for breads and soft wheat flour for cookies and crackers. Hard wheat flour brands include: Sun Moon Star, Sunshine, Glowing Sun and Kutitap. Meanwhile, soft wheat flour brands include: Gold Star and Mega Star. The Food Group also produces a leading brand of specialty flours under the Wooden Spoon Brand. Some notable brands under the Food Group's specialty flour include: Wooden Spoon Cake Flour, Wooden Spoon All-purpose flour, Wooden Spoon Siopao Flour, and Wooden Spoon Whole Wheat Flour.

The Food Group has taken the opportunity to expand its flour business internationally. Currently, Pilmico has a representative office in Ho Chi Minh City, Vietnam. Through these representative offices, Pilmico was able to establish its flour export business, successfully distributing its flour products to Hong Kong, Vietnam, Myanmar, Thailand, Malaysia, and Indonesia. The Food Group expects to take further efforts to strengthen the presence of its flour business in the ASEAN region.

Feeds Products

Feeds products offered by the Food Group include aqua feeds for different stages of growing pangasius, tilapia and other species, and animal feeds for different stages of growing swine, poultry, cow, and rabbit. The Food Group also offers animal healthcare products in the Philippines as part of its objective of becoming a total solutions provider for its feeds' customers. Pilmico and PANC also sell feeds raw materials through their commodity trading business.

Pilmico is a wholly-owned Subsidiary of AEV.

Hog and Layer Farms

Please refer to pages 170-171 of the Prospectus.

International Animal Nutrition

Please refer to page 171 of the Prospectus.

Pilmico Vietnam Company (PVN)

Please refer to page 171 of the Prospectus.

Gold Coin Feedmill (Binh Duong)

Please refer to page 171 of the Prospectus.

Pilmico VN Trading

Please refer to page 171 of the Prospectus.

Gold Coin Management Holdings Private Limited (“GMCH”) and the Gold Coin Group

In July 2018, to further expand the Food Group’s animal feeds business within the Asian region, AEV, through Pilmico International, acquired a 75% equity interest in GCMH, the parent company of the Gold Coin Group. In May 2019, Pilmico International completed its acquisition of the remaining 25% equity interest in GCMH. GCMH is an investment holding company incorporated under the laws of the British Virgin Islands in January 2000. GCMH is the parent holding entity, through which all investments in the Gold Coin Group are held and has subsidiaries in Singapore, China, Hong Kong, Indonesia, Malaysia, Vietnam, Thailand, Sri Lanka, Myanmar, Brunei, and the Philippines.

In December 2022, GCMH, together with Glen Arbor Holdings (Singapore) Pte. Ltd. (a Subsidiary of Pilmico International Pte. Ltd.) completed the sale and disposition of its 100% equity interest in Gold Coin Feed Mills (Lanka) Limited (GCFL), a company engaged in the manufacturing and distribution of animal feed products in Sri Lanka. The sale of GCFL to New Anthoney’s Farms (PVT) Ltd. marks the Gold Coin Group’s exit from Sri Lanka to focus on growing its animal feeds business in other parts of the SouthEast Asia and China markets.

The Gold Coin Group is engaged in animal nutrition and manufacturing of animal feeds and is a leading brand in animal nutrition and, as of February 28, 2023, had more than 22 livestock and aqua feed mills across six countries in the Asia-Pacific with an installed milling capacity of 3 million MT per year. As of February 28, 2023, it also had two research facilities in China and Malaysia. In particular, the Gold Coin Group manufactures and sells animal feed and specialty nutrition products, including compound feed, pre-mix and additives for the livestock and aqua sectors in the Asia-Pacific region.

Gold Coin Group’s products and services include: (i) livestock feed such as feed for poultry broiler/layer, swine, duck, other birds and fish; (ii) aqua feed or feeds for aquaculture produce such as shrimp and fish; and (iii) specialty nutrition or the premix and specialty concentrate complete feed. In 2018, the group introduced its entry to the young animal for its livestock portfolio, and enhanced nutritional specifications for shrimp feeds, and fish feed to grow its aqua portfolio.

b) Distribution Methods

Please refer to page 172 of the Prospectus.

c) New Products and Services

Please refer to pages 172-173 of the Prospectus.

d) Competition

Please refer to page 173 of the Prospectus.

e) Sources of Raw Materials

Please refer to pages 173-174 of the Prospectus.

f) Major Customers

Please refer to page 174 of the Prospectus.

g) Transactions with and/or Dependence on Related Parties

Please refer to page 174 of the Prospectus.

h) Patents, Copyrights, and Franchises

The Food Group owns, or has pending trademark applications for the registration of intellectual property rights for various trademarks associated with their corporate names and logos. These are filed or pending at local and international jurisdictions.

IPOPHL

	Trademark	Registration Date	Expiration Date
1	PILMICO FOODS CORPORATION	November 28, 2005	November 28, 2025
2	SUN-MOON-STAR	October 2, 2006	October 2, 2026
3	GOLD STAR AND DEVICE	August 17, 2006	August 17, 2026
4	SUNSHINE	October 15, 2007	October 15, 2027
5	GLOWING SUN	October 2, 2006	October 2, 2026
6	KUTITAP AND DEVICE	January 17, 2005	January 17, 2025
7	KUTITAP with color claim	December 5, 2004	December 5, 2024
8	SUNFLOUR AND DESIGN	May 5, 2008	May 5, 2028
9	Silver Star	February 24, 2012	February 24, 2032
10	Silver Star Logo with color claim	January 13, 2012	January 13, 2022 ⁹
11	SUN RAYS HARD WHEAT FLOUR	February 20, 2014	February 20, 2024
12	STAR BEAM SOFT WHEAT FLOUR	December 26, 2013	December 26, 2023
13	STAR BLAZE SOFT WHEAT FLOUR	February 20, 2014	February 20, 2024
14	LUNA CAKE FLOUR	February 20, 2014	February 20, 2024
15	SUN STREAM HARD WHEAT FLOUR	February 20, 2014	February 20, 2024
16	PILMICO Device	December 26, 2013	December 26, 2023
17	PILMICO FLOUR	February 20, 2014	February 20, 2024
18	Mahalin Pagkaing Atin with color claim	July 2, 2015	July 2, 2025
19	SUNLIGHT	September 1, 2016	September 1, 2026
20	The Care Package	March 23, 2018	March 23, 2028

⁹ IPOPHL Petition for Renewal approved and pending issuance of Certificate of Renewal

21	The Care Package Logo	March 24, 2017	March 24, 2027
22	WOODEN SPOON	May 4, 1993	May 4, 2023 ¹⁰
23	WOODEN SPOON word mark for additional classes Nos. 35 and 43	December 17, 2017	December 17, 2027
24	WOODEN SPOON AND DEVICE for additional classes Nos. 35 and 43	December 17, 2017	December 17, 2027
25	PILMICO word mark	March 24, 2017	March 24, 2027
26	Silver 168	February 22, 2018	October 24, 2028
27	Yummii	December 28, 2017	August 25, 2027
28	Silver Star with Chinese Slogan Device.	February 22, 2018	October 24, 2028
29	SOLA ALL PURPOSE FLOUR	February 20, 2014	February 20, 2024
30	PILMICO logo	June 2, 2017	February 21, 2027
31	“M” handshake mark	August 17, 2017	February 20, 2027
32	Flour Solutions	October 31, 2019	April 24, 2029
33	PIGROW with color claim	September 28, 2012	September 28, 2022 ¹¹
34	PIGROW MATERNA	May 24, 2012	May 24, 2022 ¹²
35	CHICKGROW	October 18, 2019	October 18, 2029
36	PORK SOLUTIONS	August 20, 2007	August 20, 2027
37	POULTRY SOLUTIONS	August 20, 2007	August 20, 2023
38	AQUAMAX	June 6, 2013	June 6, 2023 ¹³
39	POULTRY EXPRESS	April 14, 2013	April 14, 2023 ¹⁴
40	ALAS NG SALTO	February 28, 2013	February 28, 2023 ¹⁵
41	AVE MAX	February 8, 2013	February 8, 2023 ¹⁶
42	SALTO	February 8, 2013	February 8, 2023 ¹⁷
43	ANGAT SARADO	February 8, 2013	February 8, 2023 ¹⁸
44	BASIC	February 8, 2013	February 8, 2023 ¹⁹

¹⁰ IOPHL Petition for Renewal filed and remains pending

¹¹ IOPHL Petition for Renewal filed and remains pending

¹² Abandoned, as no longer in use

¹³ IOPHL Petition for Renewal filed and remains pending

¹⁴ IOPHL Petition for Renewal filed and remains pending

¹⁵ IOPHL Petition for Renewal filed and remains pending

¹⁶ IOPHL Petition for Renewal approved and pending issuance of Certificate of Renewal

¹⁷ IOPHL Petition for Renewal approved and pending issuance of Certificate of Renewal

¹⁸ IOPHL Petition for Renewal approved and pending issuance of Certificate of Renewal

¹⁹ IOPHL Petition for Renewal approved and pending issuance of Certificate of Renewal

45	LAKAS GATAS	February 8, 2013	February 8, 2023 ²⁰
46	GALLIMAX	February 8, 2013	February 8, 2023 ²¹
47	SUPREMECON	July 22, 2011	July 22, 2021 ²²
48	POWERMIX	January 13, 2012	January 13, 2022 ²³
49	PILMICO FEEDS	March 8, 2012	March 8, 2022 ²⁴
50	GROW YOUR PROFIT	December 26, 2013	December 26, 2023
51	PARTNERS FOR GROWTH	July 16, 2010	July 16, 2030
52	PILMICO FARMS LOGO	April 17, 2014	April 17, 2024
53	PILMICO FEEDS	April 17, 2014	April 17, 2024
54	GROWING PIG LOGO	April 17, 2014	April 17, 2024
55	GROWING CHICKEN LOGO	April 17, 2014	April 17, 2024
56	GROWING QUAIL LOGO	April 17, 2014	April 17, 2024
57	GROWING PIGEON LOGO	April 17, 2014	April 17, 2024
58	GROWING DUCK LOGO	December 26, 2013	December 26, 2023
59	POWERHEAL	April 17, 2017	April 17, 2027
60	POWERBOOST	December 8, 2016	December 8, 2026
61	Immunodigest	December 8, 2016	December 8, 2026
62	AVEMAX	September 29, 2016	September 29, 2026
63	CIVIC	June 22, 2017	June 22, 2027
64	ELITE	June 22, 2017	June 22, 2027
65	SALTO	July 29, 2017	July 29, 2027
66	ULTIMAX	September 7, 2017	September 7, 2027
67	EGG2GO	September 13, 2018	September 13, 2028
68	Bagwis	September 13, 2018	September 13, 2028
69	Gut Protech	January 23, 2018	January 23, 2028
70	With Gut ProTech	July 19, 2018	July 19, 2028
71	Worm Buster word mark	November 1, 2018	November 1, 2028
72	Worm Buster device mark	November 1, 2018	November 1, 2028

²⁰ IPOPHL Petition for Renewal approved and pending issuance of Certificate of Renewal

²¹ IPOPHL Petition for Renewal filed and remains pending

²² Abandoned, as no longer in use

²³ IPOPHL Petition for Renewal filed and remains pending

²⁴ No renewal, as this will be abandoned and replaced with no. 53.

73	YOLO! Chicha, atbp.	September 23, 2018	September 23, 2028
74	Dok Tilaok	March 31, 2019	March 31, 2029
75	Beat the Day	November 1, 2018	November 1, 2028
76	Taste Adventure	November 1, 2018	November 1, 2028
77	Arya	June 6, 2019	June 6, 2029
78	The Good Meat	December 12, 2018	December 12, 2028
79	Woofy	May 9, 2019	May 9, 2029
80	Prime Kennel	August 25, 2019	August 25, 2029
81	Primum	May 9, 2019	May 9, 2029
82	Power Armor	July 14, 2019	July 14, 2029
83	Powerguard	July 14, 2019	July 14, 2029
84	Powershield	July 14, 2019	July 14, 2029
85	Maxime	July 4, 2019	July 4, 2029
86	Powercharge	August 4, 2019	August 4, 2029
87	Powersurge	November 7, 2019	November 7, 2029
88	Powercure	August 4, 2019	August 4, 2029
89	Powerboost	September 23, 2019	September 23, 2029
90	Classic	September 23, 2019	September 23, 2029
91	Maxime Smiley (“X”)	February 17, 2020	February 17, 2030
92	Woofy Smiley (“W”)	February 17, 2020	February 17, 2030
93	M3TimE	February 17, 2020	February 27, 2030
94	BETTER NOURISHMENT, BETTER CARE	February 17, 2020	February 27, 2030
95	FORK THE PORK	October 14, 2019	October 14, 2029
96	Pilmico Foods Corporation an Aboitiz Company	November 28, 2015	November 28, 2025
97	Kutitap Hard Wheat Flour	January 17, 2015	January 17, 2025
98	Basco	March 24, 2021	March 24, 2031
99	With Worm Buster	February 2, 2018	February 2, 2028
100	Liver Protech	February 9, 2021	February 9, 2031
101	Suki by Pilmico	December 23, 2020	December 23, 2030
102	Tammy	March 24, 2021	March 24, 2031
103	Kunemax	March 24, 2021	March 24, 2031

104	XP	March 24, 2021	March 24, 2031
105	Kitchen Specials	February 9, 2021	February 9, 2031
106	Catsby	March 24, 2021	March 24, 2031
107	Nobuddy Left Behind	June 4, 2020	June 4, 2030
108	Do Good For Doggo	June 4, 2020	June 4, 2030
109	Ave Max	August 10, 2012	August 10, 2022 ²⁵
110	With Great Flour Comes Great Responsibility	October 29, 2021	October 29, 2031
111	GOLD COIN FEED	August 11, 2016	August 11, 2026
112	GOLD COIN FEED & device	October 24, 2019	October 24, 2029
113	GOLD COIN FEED & device & chinese characters	December 8, 2019	December 8, 2029
114	Tommy	April 23, 2021	April 23, 2031
115	The Good Hens	February 7, 2022	February 7, 2032
116	The Good Pick	February 7, 2022	February 7, 2032
117	Partners in Pethood	August 13, 2021	August 13, 2031
118	Commisari	Filed October 5, 2021	Pending
119	Tarlac Meatmasters	Filed June 24, 2021	May 30, 2032
120	The Good Egg	Filed November 25, 2021	March 31, 2026
121	The Good Yolk	Filed November 25, 2021	July 25, 2032
122	Eggdrop! Eggdrop!	Filed November 25, 2021	May 30, 2032
123	Live the Best Life Together	Filed August 25, 2021	February 5, 2032
124	Unleash the Fun Together	Filed August 25, 2021	February 5, 2032
125	Nurture Heartwarming Moments	Filed August 25, 2021	February 5, 2032
126	ABAQA	Filed September 14, 2020	September 14, 2030

International Trademarks Application (Madrid Protocol)

Trademarks	Owner	Country of Application
Star Beam Soft Wheat Flour (#1171572) (Class No. 30)	Pilmico Foods Corporation	WIPO, Singapore, Turkey, Vietnam, South Korea
Sun Stream Hard Wheat Flour (#1173340) (Class No. 30)	Pilmico Foods Corporation	WIPO, Singapore, Turkey, Vietnam, South Korea

²⁵ No renewal, as this will be abandoned and replaced with no. 62 above.

Star Blaze Soft Wheat Flour (#1173338) (Class No. 30)	Pilmico Foods Corporation	WIPO, Singapore, Turkey, Vietnam, South Korea
Sun Rays Hard Wheat Flour (#1173337) (Class No. 30)	Pilmico Foods Corporation	Singapore, Turkey, Vietnam, South Korea
Luna Cake Flour (#1173339) (Class No. 30)	Pilmico Foods Corporation	WIPO, South Korea, China
Sola All Purpose Flour (#1341959) (Class No. 30)	Pilmico Foods Corporation	WIPO, Singapore, South Korea, China, Turkey
PILMICO word mark (#1392327) (Class Nos. 5, 29, 30, 31, 35, 43, and 45)	Pilmico Foods Corporation	WIPO, USA (Guam), Cambodia, Ghana, Singapore
Aquamax (#1372599) (Class No. 31)	Pilmico Animal Nutrition Corporation	WIPO, Singapore, Ghana
Civic (#1377276) (Class No. 31)	Pilmico Animal Nutrition Corporation	WIPO, Ghana, Cambodia, USA, Singapore
Elite (#1377277) (Class No. 31)	Pilmico Animal Nutrition Corporation	WIPO, Ghana, Singapore
Powermix (#1372598) (Class No. 31)	Pilmico Animal Nutrition Corporation	WIPO, Ghana, USA
Ultimax (#1404587) (Class No. 31)	Pilmico Animal Nutrition Corporation	WIPO, USA, Singapore, Ghana
Salto (Word Mark) (#1407635) (Class No. 31)	Pilmico Animal Nutrition Corporation	WIPO, Ghana, Cambodia, Singapore, USA
Gallimax (Word Mark) (#1372097) (Class No. 31)	Pilmico Animal Nutrition Corporation	WIPO, Ghana, Cambodia, Singapore, USA
ABAQA (#1562844) (Class No. 35)	Pilmico International Pte., Ltd.	WIPO, Brunei, Cambodia, China, Indonesia, Laos, Malaysia, Thailand, Vietnam
TOMMY (#1606502) (Class No. 31)	Pilmico International Pte., Ltd.	WIPO, Cambodia, China, Indonesia, Malaysia, Thailand, Vietnam,
Maxime (#1648100) (Class No. 31)	Pilmico International Pte., Ltd.	WIPO, Cambodia, Indonesia, Malaysia, Philippines, Thailand and Vietnam
Woofy (#1647804) (Class No. 31)	Pilmico International Pte., Ltd.	WIPO, Cambodia, Indonesia, Malaysia, Philippines, Thailand and Vietnam
Maxime Smiley (“X”) (Pending) (Class No. 31)	Pilmico International Pte., Ltd.	WIPO, Cambodia, Indonesia, Malaysia, Philippines, Thailand and Vietnam

Woofy Smiley (“W”) (Pending) (Class No. 31)	Pilmico International Pte., Ltd.	WIPO, Cambodia, Indonesia, Malaysia, Thailand and Vietnam
FYTONIX (Classes Nos. 5, 31)	Gold Coin Management Holdings, Pte. Ltd.	WIPO, China, Indonesia, Malaysia, Philippines, Thailand and Vietnam
BOOSTIX (Classes Nos. 5, 31)	Gold Coin Management Holdings, Pte. Ltd.	WIPO, China, Indonesia, Malaysia, Philippines, Thailand and Vietnam
VIDALIX (Classes Nos. 5, 31)	Gold Coin Management Holdings, Pte. Ltd.	WIPO, China, Indonesia, Malaysia, Philippines, Thailand and Vietnam
PROBIX (Classes Nos. 5, 31)	Gold Coin Management Holdings, Pte. Ltd.	WIPO, China, Indonesia, Malaysia, Philippines, Thailand and Vietnam

Pilmico and its Subsidiaries have other pending trademark applications under the Madrid Protocol for the following countries: China and Ghana.

International Trademarks Application (Non-Madrid Protocol)

Trademarks	Owner	Country of Application
PILMICO (#304120550) (Class Nos. 5, 29, 30, 31, 35, 43, and 44)	Pilmico Foods Corporation	Hong Kong
PILMICO (#180100375) (Class Nos. 5, 29, 30, 31, 35, 43, and 44)	Pilmico Foods Corporation	Thailand
PILMICO (#493122018) (Class Nos. 5, 29, 30, 31, 35, 43, and 44)	Pilmico Foods Corporation	Myanmar
PILMICO (#20170603657, 20170603660 to 20170603662, 20170603665 to 2017060365767) (Class Nos. 5, 29, 30, 31, 35, 43, and 44)	Pilmico Foods Corporation	Malaysia
PILMICO (DO020180111108, DO020180111110, DO020180111116, DO020180111119, DO020180111122, DO020180111123) (Class Nos. 29, 30, 31, 35, 43, and 44)	Pilmico Foods Corporation	Indonesia
Gallimax – (#4201632522) (Class Nos. 5, 31, 44)	Pilmico Foods Corporation	Vietnam
Aquamax - (#4201632521) (Class Nos. 5, 31, 44)	Pilmico Foods Corporation	Vietnam
Avemax - (#4201632524) (Class Nos. 5, 31, 44)	Pilmico Foods Corporation	Vietnam
Civic - (#4201632523) (Class Nos. 5, 31, 44)	Pilmico Foods Corporation	Vietnam
Gallimax (DO020180111118) (Class No. 31)	Pilmico Foods Corporation	Indonesia
Ultimax - (DO020180111127)	Pilmico Foods Corporation	Indonesia

(Class No. 31)		
Avemax - (DO020180111114) (Class No. 31)	Pilmico Foods Corporation	Indonesia
Civic - (DO020180111120) (Class No. 31)	Pilmico Foods Corporation	Indonesia
Star Beam + Lukisan Bintang (DO0213055441) (Class No. 30)	Pilmico Foods Corporation	Indonesia
Star Blaze + Lukisan Bintang (DO0213055439) (Class No. 30)	Pilmico Foods Corporation	Indonesia
Sun Rays + Lukisan Matahari (DO0213055443) (Class No. 30)	Pilmico Foods Corporation	Indonesia
Sun Stream (DO0213055445) (Class No. 30)	Pilmico Foods Corporation	Indonesia
ABAQA (249721) (Class No. 35)	Pilmico International Pte., Ltd.	Sri Lanka
ABAQA (2020/019105) (Class No. 35)	Pilmico International Pte., Ltd.	Myanmar
ABAQA (40202005797X) (Class No. 35)	Pilmico International Pte., Ltd.	Singapore
TOMMY (40202020332T) (Class No. 31)	Pilmico International Pte., Ltd.	Singapore
TOMMY (255080) (Class No. 31)	Pilmico International Pte., Ltd.	Sri Lanka
BETTER NOURISHMENT, BETTER CARE (262874) (Class No. 31)	Pilmico International Pte., Ltd.	Sri Lanka
Maxime (58082062) (Class No. 31)	Pilmico International Pte., Ltd.	China
Maxime (262875) (Class No. 31)	Pilmico International Pte., Ltd.	Sri Lanka
Maxime (40202117806S) (Class No. 31)	Pilmico International Pte., Ltd.	Singapore
Maxime Smiley ("X")(58088861, Back up: 60472621) (Class No. 31)	Pilmico International Pte., Ltd.	China
Maxime Smiley ("X") (40202117810U) (Class No. 31)	Pilmico International Pte., Ltd.	Singapore
Maxime Smiley ("X") (262878) (Class No. 31)	Pilmico International Pte., Ltd.	Sri Lanka
Woofy (58068877) (Class No. 31)	Pilmico International Pte., Ltd.	China
Woofy (262876) (Class No. 31)	Pilmico International Pte., Ltd.	Sri Lanka
Woofy (40202117809V) (Class No. 31)	Pilmico International Pte., Ltd.	Singapore
Woofy Smiley ("W") (58082044) (Class No. 31)	Pilmico International Pte., Ltd.	China
Woofy Smiley ("W") (262877) (Class No. 31)	Pilmico International Pte., Ltd.	Sri Lanka
Woofy Smiley ("W") (40202117808R) (Class No. 31)	Pilmico International Pte., Ltd.	Singapore
Live the Best Life Together (DID2021056098)	Pilmico International Pte., Ltd.	Indonesia

(Class No. 31)		
Live the Best Life Together (TM20211023504) (Class No. 31)	Pilmico International Pte., Ltd.	Malaysia
Live the Best Life Together (4-2021-33266) (Class No. 31)	Pilmico International Pte., Ltd.	Vietnam
Unleash the Fun Together (DID2021056109) (Class No. 31)	Pilmico International Pte., Ltd.	Indonesia
Unleash the Fun Together (TM2021023506) (Class No. 31)	Pilmico International Pte., Ltd.	Malaysia
Unleash the Fun Together (4-2021-33267) (Class No. 31)	Pilmico International Pte., Ltd.	Vietnam
Nurture Heartwarming Moments (DID2021056124) (Class No. 31)	Pilmico International Pte., Ltd.	Indonesia
Nurture Heartwarming Moments (TM2021023507) (Class No. 31)	Pilmico International Pte., Ltd.	Malaysia
Nurture Heartwarming Moments (4-2021-33268) (Class No. 31)	Pilmico International Pte., Ltd.	Vietnam
Maxime (Stylized) (61103103)	Pilmico International Pte., Ltd.	China
Maxime & Better Nourishment, Better Care (61184144) (Class No. 31)	Pilmico International Pte., Ltd.	China
Maxime & Live the Best Life Together (61103106) (Class No. 31)	Pilmico International Pte., Ltd.	China
Maxime & Unleash the Fun Together (61103105) (Class No. 31)	Pilmico International Pte., Ltd.	China
Maxime & Nurture Heartwarming Moments (61103104) (Class No. 31)	Pilmico International Pte., Ltd.	China
Nurture Heartwarming Moments (4-2021-33268) (Class No. 31)	Pilmico International Pte., Ltd.	Vietnam
Gold Coin, WANG EMAS & Chinese Characters Device (42094) (Class No. 5)	Gold Coin Management Holdings, Pte. Ltd.	Bangladesh
GOLD COIN FEED & Chinese Characters & Device (234799) (Class No. 5)	Gold Coin Management Holdings, Pte. Ltd.	Bangladesh
GOLD COIN FEED & Chinese Characters & Device (234800) (Class No. 31)	Gold Coin Management Holdings, Pte. Ltd.	Bangladesh
GOLD COIN FEED & Device (235197) (Class No. 5)	Gold Coin Management Holdings, Pte. Ltd.	Bangladesh
GOLD COIN FEED & Device (235198) (Class No. 31)	Gold Coin Management Holdings, Pte. Ltd.	Bangladesh
GOLD COIN FEED & Chinese Characters & Device (234799) (Class No. 5)	Gold Coin Management Holdings, Pte. Ltd.	Bangladesh

GOLD COIN & Device - 8212 (Class No. 21)	Gold Coin Services Singapore Pte. Ltd.	Brunei Darussalam
GOLD COIN & Device - 8210 (Class No. 1)	Gold Coin Services Singapore Pte. Ltd.	Brunei Darussalam
GOLD COIN & Device - 8211 (Class No. 5)	Gold Coin Services Singapore Pte. Ltd.	Brunei Darussalam
GOLD COIN & Device - 8214 (Class No. 31)	Gold Coin Services Singapore Pte. Ltd.	Brunei Darussalam
GOLD COIN & Device - 8213 (Class No. 29)	Gold Coin Services Singapore Pte. Ltd.	Brunei Darussalam
GOLD COIN FEED & Chinese Characters & Device - TM/50672 (Classes Nos. 1, 5, 31)	Gold Coin Services Singapore Pte. Ltd.	Brunei Darussalam
GOLD COIN FEED & Device - TM/50673 (Classes Nos. 1, 5, 31)	Gold Coin Services Singapore Pte. Ltd.	Brunei Darussalam
Gold Coin, Chinese characters & Device (19385/03) (Class No. 31)	Gold Coin Management Holdings, Pte. Ltd.	Cambodia
GOLD COIN FEED & Chinese Characters & Device (KH/T/2019/85358) (Classes Nos. 1, 5, 31)	Gold Coin Management Holdings, Pte. Ltd.	Cambodia
GOLD COIN FEED & Device (KH/T/2019/85360) (Classes Nos. 1, 5, 31)	Gold Coin Management Holdings, Pte. Ltd.	Cambodia
GOLD COIN (3505731) (Class No. 31)	Gold Coin Management Holdings, Pte. Ltd.	China
GOLD COIN FEED & Chinese characters & device (3021536) (Class No. 31)	Gold Coin Management Holdings, Pte. Ltd.	China
Gold Coin, Chinese Characters and device (300776) (Class No. 31)	Gold Coin Management Holdings, Pte. Ltd.	China
JIN QIAN BAO in Chinese Character (3011619) (Class No.31)	Gold Coin Management Holdings, Pte. Ltd.	China
JIN QIAN HUANG in Chinese Characters (8080015) (Class No. 31)	Gold Coin Management Holdings, Pte. Ltd.	China
JIN QIAN in Chinese Character (3505730) (Class No. 31)	Gold Coin Management Holdings, Pte. Ltd.	China
JIN QIAN LE in Chinese Character (8080016) (Class No. 31)	Gold Coin Management Holdings, Pte. Ltd.	China
GOLD COIN FEED device and chinese characters (38091645) (Class No. 31)	Gold Coin Management Holdings, Pte. Ltd.	China
GOLD COIN FEED device and chinese characters (38091646) (Class No. 30)	Gold Coin Management Holdings, Pte. Ltd.	China
GOLD COIN FEED device and chinese characters (38091647) (Class No. 5)	Gold Coin Management Holdings, Pte. Ltd.	China
GOLD COIN FEED & device (38091648) (Class No. 31)	Gold Coin Management Holdings, Pte. Ltd.	China
GOLD COIN FEED & device (38091649) (Class No. 30)	Gold Coin Management Holdings, Pte. Ltd.	China
GOLD COIN FEED & device (38091659) (Class No. 5)	Gold Coin Management Holdings, Pte. Ltd.	China
金钱鸽1号 (59963535) (Class No. 31)	Gold Coin Management Holdings, Pte. Ltd.	China

金钱鸽2号 (59960171) (Class No. 31)	Gold Coin Management Holdings, Pte. Ltd.	China
金钱鸽3号 (59954804) (Class No. 31)	Gold Coin Management Holdings, Pte. Ltd.	China
金虾1号 (Gold Shrimp 1 in Chinese) (59072093) (Class No. 31)	Gold Coin Management Holdings, Pte. Ltd.	China
虾中宝 (Shrimp in the Treasure in Chinese) (59072092) (Class No. 31)	Gold Coin Management Holdings, Pte. Ltd.	China
虾之大 (Big Shrimp in Chinese) (59072090) (Class No. 31)	Gold Coin Management Holdings, Pte. Ltd.	China
鳅博士 (Dr.Loach in Chinese) (59072089) (Class No. 31)	Gold Coin Management Holdings, Pte. Ltd.	China
金奶宝 (Gold Milk Treasure in Chinese) (59072085) (Class No. 31)	Gold Coin Management Holdings, Pte. Ltd.	China
VIDALIX in Chinese (61414200) (Class No. 5)	Gold Coin Management Holdings, Pte. Ltd.	China
VIDALIX in Chinese (61436683) (Class No. 31)	Gold Coin Management Holdings, Pte. Ltd.	China
Gold Coin, Chinese characters & Device -199601055 (Class No. 31)	Gold Coin Management Holdings Pte. Ltd.	Hong Kong
GOLD COIN FEED & device -304919446 (Classes Nos. 5, 31)	Gold Coin Management Holdings Pte. Ltd.	Hong Kong
GOLD COIN FEED device and Chinese characters -304919437 (Classes Nos. 5, 31)	Gold Coin Management Holdings Pte. Ltd.	Hong Kong
Gold Coin, WANG EMAS & Chinese characters device - 644125 (Class No. 31)	Gold Coin Management Holdings, Pte. Ltd.	India
GOLD COIN FEED & device & chinese characters - 417548 (Classes Nos. 5, 30, 31)	Gold Coin Management Holdings, Pte. Ltd.	India
GOLD COIN FEED & device - 417549 (Classes Nos. 5, 30, 31)	Gold Coin Management Holdings, Pte. Ltd.	India
GOLD COIN UANG MAS & Device (IDM000023251) (Class No. 31)	Gold Coin Services Singapore Pte. Ltd	Indonesia
GOLD COIN UANG MAS LOGO (IDM000051919) (Class No. 31)	Gold Coin Services Singapore Pte. Ltd	Indonesia
TELOR MAS (IDM000235454) (Class No. 29)	Gold Coin Services Singapore Pte. Ltd	Indonesia
AYAMAS (IDM000212187) (Class No. 29)	Gold Coin Services Singapore Pte. Ltd.	Indonesia
GOLD COIN & UANG MAS and Device (IDM000248677)	Gold Coin Services Singapore Pte. Ltd.	Indonesia

(Class No. 31)		
GOLD COIN FEED & device (IDM000834277) (Class No. 29)	Gold Coin Services Singapore Pte. Ltd.	Indonesia
GOLD COIN FEED & device (IDM000863012) (Class No. 5)	Gold Coin Services Singapore Pte. Ltd.	Indonesia
GOLD COIN FEED & device (IDM000794502) (Class No. 31)	Gold Coin Services Singapore Pte. Ltd.	Indonesia
GOLD COIN FEED & device & chinese characters (IDM000834275) (Class No. 29)	Gold Coin Services Singapore Pte. Ltd.	Indonesia
GOLD COIN FEED & device & chinese characters (IDM000792996) (Class No. 31)	Gold Coin Services Singapore Pte. Ltd.	Indonesia
GOLD COIN FEED & device & chinese characters (IDM000793660) (Class No. 5)	Gold Coin Services Singapore Pte. Ltd.	Indonesia
GOLD COIN UANG EMAS FEED device (b&w) (IDM000737557) (Classes Nos. 5, 31)	Gold Coin Services Singapore Pte. Ltd.	Indonesia
GOLD COIN UANG EMAS FEED device (color) (IDM000815793) (Classes Nos. 5, 31)	Gold Coin Services Singapore Pte. Ltd.	Indonesia
POWER SPECTA (IDM000860231) (Class No. 31)	Gold Coin Services Singapore Pte. Ltd.	Indonesia
SEAWEED (Pending) (Class No. 31)	Gold Coin Services Singapore Pte. Ltd.	Indonesia
POWER CHAMPION (IDM000860232) (Class No. 31)	Gold Coin Services Singapore Pte. Ltd.	Indonesia
WHITE MILLET (Pending) (Class No. 31)	Gold Coin Services Singapore Pte. Ltd.	Indonesia
POWER HEAL (IDM000860617) (Class No. 31)	Gold Coin Services Singapore Pte. Ltd.	Indonesia
POWER BOOSTER (Pending) (Class No. 31)	Gold Coin Services Singapore Pte. Ltd.	Indonesia
Gold Coin Seaweed (Pending) (Class No. 31)	Gold Coin Services Singapore Pte. Ltd.	Indonesia
Gold Coin Power Booster (Pending) (Class No. 31)	Gold Coin Services Singapore Pte. Ltd.	Indonesia
Gold Coin White Millet (Pending) (Class No. 31)	Gold Coin Services Singapore Pte. Ltd.	Indonesia
Gold Coin, Chinese characters & Device (N/012262) (Class No. 31)	Gold Coin Management Holdings, Pte. Ltd.	Macao
GOLD COIN FEED & device (N/154117) (Class No. 5)	Gold Coin Management Holdings, Pte. Ltd.	Macao
GOLD COIN FEED & device (N/154118) (Class No. 31)	Gold Coin Management Holdings, Pte. Ltd.	Macao
GOLD COIN FEED & device & chinese characters (N/154119) (Class No. 5)	Gold Coin Management Holdings, Pte. Ltd.	Macao

GOLD COIN FEED & device & chinese characters (N/154120) (Class No. 31)	Gold Coin Management Holdings, Pte. Ltd.	Macao
GOLD COIN & Device (M/066884) (Class No. 1)	Gold Coin Services Singapore Pte. Ltd.	Malaysia
GOLD COIN & Device (M/066886) (Class No. 21)	Gold Coin Services Singapore Pte. Ltd.	Malaysia
GOLD COIN & Device (M/066885) (Class No. 5)	Gold Coin Services Singapore Pte. Ltd.	Malaysia
GOLD COIN & Device (M/066887) (Class No. 29)	Gold Coin Services Singapore Pte. Ltd.	Malaysia
GOLD COIN & Device (M/066888) (Class No. 31)	Gold Coin Services Singapore Pte. Ltd.	Malaysia
GOLD COIN FEED & chinese characters & device (TM2019013270) (Class No. 5)	Gold Coin Services Singapore Pte Limited	Malaysia
GOLD COIN FEED & chinese characters & device (TM2019013273) (Class No. 1)	Gold Coin Services Singapore Pte Limited	Malaysia
GOLD COIN FEED & chinese characters & device (TM2019013274) (Class No. 31)	Gold Coin Services Singapore Pte Limited	Malaysia
GOLD COIN FEED & device (TM2019013282) (Class No. 1)	Gold Coin Services Singapore Pte Limited	Malaysia
GOLD COIN FEED & device (TM2019013265) (Class No. 5)	Gold Coin Services Singapore Pte Limited	Malaysia
GOLD COIN FEED & device (TM2019013269) (Class No. 31)	Gold Coin Services Singapore Pte Limited	Malaysia
Gold Coin, WANG EMAS & Chinese characters Device (87002355) (Class No. 29)	Gold Coin Services Singapore Pte Limited	Malaysia
GOLD COIN FEED & Device & Chinese Characters (Colour) (4/20760/2019) (Class Nos. 5 and 31)	Gold Coin Management Holdings, Pte. Ltd.	Myanmar
GOLD COIN FEED & Device (Color) (4/20759/2019) (Class Nos. 5 and 31)	Gold Coin Management Holdings, Pte. Ltd.	Myanmar
GOLD COIN & Device (4/2027/2012,4/1123/2007) (Class No. 31)	Gold Coin Management Holdings, Pte. Ltd.	Myanmar
Gold Coin, WANG EMAS & Chinese characters Device (A52255) (Class No. 31)	Gold Coin Management Holdings, Pte. Ltd.	Papua New Guinea
GOLD COIN & Device (S/018303) (Class No, 31)	Gold Coin Management Holdings, Pte. Ltd.	Sabah
GOLD COIN & Device (S/018302) (Class No. 29)	Gold Coin Management Holdings, Pte. Ltd.	Sabah
GOLD COIN & Device (S/018300) (Class No. 5)	Gold Coin Management Holdings, Pte. Ltd.	Sabah
GOLD COIN & Device (S/018301) (Class No. 21)	Gold Coin Management Holdings, Pte. Ltd.	Sabah

GOLD COIN & Device (S/018299) (Class No. 1)	Gold Coin Management Holdings, Pte. Ltd.	Sabah
GOLD COIN & Device (R/017137) (Class No. 1)	Gold Coin Management Holdings, Pte. Ltd.	Sarawak
GOLD COIN & Device (R/017136) (Class No. 21)	Gold Coin Management Holdings, Pte. Ltd.	Sarawak
GOLD COIN & Device (R/017135) (Class No. 31)	Gold Coin Management Holdings, Pte. Ltd.	Sarawak
GOLD COIN & Device (R/013574) (Class No. 29)	Gold Coin Services Singapore Pte Limited	Sarawak
GOLD COIN BRAND WANG EMAS with Chinese Characters device (R/013576) (Class No. 5)	Gold Coin Services Singapore Pte Limited	Sarawak
GOLD COIN & Device (T7462342A) (Class No. 1)	Gold Coin Management Holdings, Pte. Ltd.	Singapore
GOLD COIN & Device (T7462346D) (Class No. 31)	Gold Coin Management Holdings, Pte. Ltd.	Singapore
GOLD COIN & Device (T7462345F) (Class No. 29)	Gold Coin Management Holdings, Pte. Ltd.	Singapore
GOLD COIN & Device (T7462344H) (Class No. 21)	Gold Coin Management Holdings, Pte. Ltd.	Singapore
GOLD COIN & Device (T7462343Z) (Class No. 5)	Gold Coin Management Holdings, Pte. Ltd.	Singapore
GOLD COIN BRAND ZUELLIG WANG EMAS with Chinese Characters & device (T9105225I) (Class No. 1)	Gold Coin Management Holdings, Pte. Ltd.	Singapore
GOLD COIN FEED & chinese characters & device (40201910888P) (Classes Nos. 1, 5, 31)	Gold Coin Management Holdings, Pte. Ltd.	Singapore
GOLD COIN FEED & device (40201910897X) (Classes Nos. 1, 5, 31)	Gold Coin Management Holdings, Pte. Ltd.	Singapore
VIDALIX (40202117821Y) (Classes Nos. 5, 31)	Gold Coin Management Holdings, Pte. Ltd.	Singapore
BOOSTIX (40202117822T) (Classes Nos. 5, 31)	Gold Coin Management Holdings, Pte. Ltd.	Singapore
FYTONIX (40202117823U) (Classes Nos. 5, 31)	Gold Coin Management Holdings, Pte. Ltd.	Singapore
PROBIX (40202117824S) (Classes Nos. 5, 31)	Gold Coin Management Holdings, Pte. Ltd.	Singapore
GOLD COIN & Device (39635) (Class No. 31)	Gold Coin Services Singapore Pte Limited	Sri Lanka
GOLD COIN FEED & device (241189) (Class No. 5)	Gold Coin Services Singapore Pte Limited	Sri Lanka
GOLD COIN FEED & device (241176) (Class No.31)	Gold Coin Services Singapore Pte Limited	Sri Lanka
GOLD COIN FEED & device & chinese characters (241193) (Class No.31)	Gold Coin Services Singapore Pte Limited	Sri Lanka
GOLD COIN FEED & device & chinese characters (241190) (Class No. 5)	Gold Coin Services Singapore Pte Limited	Sri Lanka
VIDALIX (262885) (Class No. 5)	Gold Coin Services Singapore Pte Limited	Sri Lanka

VIDALIX (262886) (Class No. 31)	Gold Coin Services Singapore Pte Limited	Sri Lanka
BOOSTIX (262879) (Class No. 5)	Gold Coin Services Singapore Pte Limited	Sri Lanka
BOOSTIX (262880) (Class No. 31)	Gold Coin Services Singapore Pte Limited	Sri Lanka
FYTONIX (262881) (Class No. 5)	Gold Coin Services Singapore Pte Limited	Sri Lanka
FYTONIX (262882) (Class No. 31)	Gold Coin Services Singapore Pte Limited	Sri Lanka
PROBIX (262883) (Class No. 5)	Gold Coin Services Singapore Pte Limited	Sri Lanka
PROBIX (262884) (Class No. 31)	Gold Coin Services Singapore Pte Limited	Sri Lanka
GOLD COIN SPECIALITIES & Thai Characters and Device (Kor87762) (Class No. 31)	Gold Coin Management Holdings, Pte. Ltd.	Thailand
Gold Coin, WANG EMAS & Chinese characters Device (Kor135370) (Class No. 42)	Gold Coin Management Holdings, Pte. Ltd.	Thailand
GOLD COIN FEED & device (211108419) (Class No.5)	Gold Coin Management Holdings, Pte. Ltd.	Thailand
GOLD COIN FEED & device (211108439) (Class No.29)	Gold Coin Management Holdings, Pte. Ltd.	Thailand
GOLD COIN FEED & device (211108441) (Class No.31)	Gold Coin Management Holdings, Pte. Ltd.	Thailand
GOLD COIN FEED device and chinese characters (211108448) (Class No.5)	Gold Coin Management Holdings, Pte. Ltd.	Thailand
GOLD COIN FEED device and chinese characters (211108418) (Class No.29)	Gold Coin Management Holdings, Pte. Ltd.	Thailand
GOLD COIN FEED device and chinese characters (211108421) (Class No.31)	Gold Coin Management Holdings, Pte. Ltd.	Thailand
Zeta ZAD Logo (201100582) (Class No. 5)	Gold Coin Management Holdings, Pte. Ltd.	Thailand
Zeta TOF Logo (2011005830) (Class No. 5)	Gold Coin Management Holdings, Pte. Ltd.	Thailand
Zeta TOF Xtra Logo (201102101) (Class No. 5)	Gold Coin Management Holdings, Pte. Ltd.	Thailand
Zeta L-Tonic Logo (201102102) (Class No. 5)	Gold Coin Management Holdings, Pte. Ltd.	Thailand
Zeta Plus Logo (201102103) (Class No. 5)	Gold Coin Management Holdings, Pte. Ltd.	Thailand
Zeta 8 Logo (201100584) (Class No. 5)	Gold Coin Management Holdings, Pte. Ltd.	Thailand
GOLD COIN FEED & Device (123293) (Class No. 31)	Gold Coin Services Singapore Pte Limited	Vietnam
GOLD COIN FEED LIVESTOCK AQUIACULTURE & Device (123294) (Class No. 31)	Gold Coin Services Singapore Pte Limited	Vietnam
Gold Coin, Chinese characters and Device (5263)	Gold Coin Services Singapore Pte Limited	Vietnam

(Class Nos. 29, 30, 31)		
Gold Coin, Kim Tien & Device (66493) (Class Nos. 29, 31)	Gold Coin Services Singapore Pte Limited	Vietnam
GOLD COIN FEED device and chinese characters (395639) (Classes Nos. 5, 29, 30, 31)	Gold Coin Services Singapore Pte Limited	Vietnam
GOLD COIN FEED & device (395640) (Classes Nos. 5, 29, 30, 31)	Gold Coin Services Singapore Pte Limited	Vietnam

Pilmico and its Subsidiaries have other pending trademark applications to individual countries such as Indonesia, Thailand, Bangladesh, Brunei Darussalam, China, Macao, Malaysia, Singapore, Sri Lanka, and Vietnam.

i) Effect of Existing or Probable Governmental Regulations

Please refer to page 189 of the Prospectus.

j) Major Risk/s Involved in the Business

Risks particular to the Food Group are as follows:

Ongoing Ukraine war can have several potential impacts on the Food Group, especially on our flour and feed business

Ukraine is a major exporter of wheat and corn, which are essential ingredients for flour and feed production. The conflict may disrupt transportation routes, leading to delays, increased costs, or even a temporary halt in the supply of grains. Millers may face difficulties in sourcing an adequate amount of raw materials. This has translated to price fluctuations in grain markets. Increased demand, reduced supply, and speculation can cause sharp price increases, making it challenging for millers to procure grains at reasonable prices.

To address this risk, the Food Group has diversified sourcing channels by establishing new relationships with multiple suppliers and has strengthened its long-standing relationships with key suppliers. It sources its grains in North America (milling wheat, feed wheat, corn), South America (feed wheat, soybean meal and corn) and Australia. It does not source from Ukraine and Russia. Further, the Food Group stays updated with market information and collaborate closely with suppliers to anticipate potential price fluctuations. The Food Group continues to maintain buffer stock to ensure continuity of production during any disruptions.

In times of geopolitical uncertainty, and accelerating inflation, the value of currencies can fluctuate significantly. Currency devaluation or volatility can impact the cost of imported raw materials and equipment, potentially affecting the profitability of the Food Group.

The Food Group has established currency hedging strategies to minimize exposure to foreign exchange risks and use forwards to hedge currency positions and stabilize costs.

Outbreak of diseases, food safety and foodborne illness concerns could adversely affect the Food Group's financial condition and results of operations

Part of the inherent business risk of swine and poultry farms are animal diseases (e.g., African Swine Fever and Avian Influenza) which can impact demand and supply for certain products of the Food Group. A major outbreak can affect the entire industry, significantly affecting demand and supply. There can only be a certain level of assurance that the Food Group's internal controls and policies will be fully effective in preventing all food safety issues concerning the products it sells, including any occurrences of foodborne illnesses such as Salmonella, E. coli and Hepatitis A. New illnesses resistant to current precautions may develop in the future, or diseases with long incubation periods could arise, that could give rise to claims or allegations on a retroactive basis. As part of taking on a proactive approach in managing this risk, the Food Group continually understands changes in the

risk profile and context to better understand and manage this risk. This may come in the form of continuous testing and evaluation of new lab tests or vaccine and medicine programs or new regulatory requirements to comply with.

Being in the food industry, food safety risks brought about by foodborne illness or illnesses related whether or not related to the Food Group's products, could negatively affect sales and reputation. Both could have a material adverse effect on the Food Group's business, financial condition and results of operations. This risk exists even if it were later determined that the illness was wrongly attributed to its products. Quality assurance ("QA") and quality control ("QC") activities play an important role in managing this risk. Part of the Food Group's 2021 and 10 year strategic plans include a robust implementation of quality across suppliers to market value chain. Four quality areas include: (1) supplier quality; (2) process quality; (3) product quality; and (4) market quality.

- Supplier Quality - focuses on the development and implementation of quality supplier accreditation and evaluation process
- Process Quality - focuses on improvement of existing quality programs and processes such as but not limited to HACCP, Food Safety management and GMP, Food Defense Program, Food Fraud Program, and Pest Control Management
- Product Quality - focuses on implementation of cost of poor quality management and new products development program
- Market Quality - focuses on improvement of existing programs and processes on handling customer complaints, product recall

The Food Group's financial performance may be materially and adversely affected by disruptions in the supply of, or price fluctuations in, major raw materials

Many of the Food Group's products depend on raw materials, most of which are procured from third parties, including purchases of some critical raw materials from both within and outside of the Philippines. These raw materials are subject to price volatility caused by a number of factors including changes in global supply and demand, foreign exchange rate fluctuations, shipping and other transport-related factors, weather conditions, quality of crop and yield and trade and tariff policies, and government regulations and controls. Moreover, the market prices of raw materials may increase significantly if there are material shortages due to, among others, competing usage or drastic changes in weather or natural disasters or shifts in demand from other countries such as China and India.

The ability to pass on higher costs through price increases is also influenced by competitive conditions and pricing methodologies used in the various markets in which we compete. As such, there is no assurance that all or significant increases in product costs will be passed on to consumers and that any price increases that are passed along to consumers will not have a material adverse effect on price competitiveness.

Key controls to manage this risk include leveraging on volume through strategic and centralized procurement of the Food Group's raw materials requirement. Another is the establishment of neutral positioning when buying raw materials which usually ranges from 3 weeks to 4 months. By having a neutral position, we can somehow mitigate the external factors affecting prices. Lastly, focus on optimizing our Low-Cost Formulation model through the use of substitutes, alternate proteins, identification of regional/local source is one of the key strategies that we employ to manage the impact of this risk.

Contributing to the supply chain disruption is the unavailability of supply of raw materials at the required quality and quantity that meet the needs of the Food Group. Ultimately, any shortages in raw materials may lead to delays in the supply of products to our customers. Key controls to manage this include setting up multiple suppliers both international and local as backup. Establishing safety stock levels and even raising them on certain occasions to minimize shutdowns.

The business and sales of the Food Group are affected by seasonality

The business and sales of the Food Group are affected by seasonality of customer purchase patterns. The Food Group's products generally experience increased sales during months leading to major holiday seasons, such as

Christmas and Lunar New Year. Moreover, other inputs such as grains may be affected by planting and harvest seasons as well as other weather conditions. As a result, performance for any one quarter is not necessarily indicative of what is to be expected for any other quarter or for any year and its financial condition and results of operations may fluctuate significantly from quarter to quarter.

To address this risk, the Food Group employs various sales tactical programs by means or promotions and discounts in the form of price, volume and/or cash payment discounts.

The business and prospects of the Food Group may be materially and adversely affected by increased imports of lower-priced products as import duties are decreased or eliminated

The Food Group may face increased competition from less expensive products imported to the Philippines as import duties on those products are decreased or eliminated. In particular, the Philippines is a signatory to several free trade agreements, including the ASEAN Trade in Goods Agreement (“**ATIGA**”) and the ASEAN Free Trade Agreement. With the implementation of ATIGA, the Philippines eliminated intra-ASEAN import duties on 99.56% of its tariff lines including poultry, meat of bovine animals, flour, sausage, prepared or preserved meat, cereals, bread, pastry, cakes, biscuits, fruit juices, coffee, tea or maté, sauces and preparations, ice cream, beer, certain spirits, liqueurs, and spirituous beverages.

The Food Group has already experienced the effects of increased competition as a result of the elimination of these import duties, and expects that competition from imported products will continue to increase. In addition, any reduction in tariffs on imports from other ASEAN countries and from other countries party to a free trade agreement with the Philippines, such as China and Japan, could give rise to increased competition for the Food Group’s products.

The Food Group also faces competition from other countries. If the Food Group is unable to compete effectively with lower-priced imports, its market share and sales may decrease, and its business, financial condition, results of operations and prospects could be materially and adversely affected.

The Food Group leverages on industry associations or groups to lobby for certain barriers to entry in the form of imposition of duties and taxes on these imported goods.

The Food Group engages in derivative and hedging transactions

From time to time, the Food Group enters into various commodity derivative instruments, such as forward purchases, caps and collars for wheat and soybean meal, to manage price risks on strategic commodities. For hedging transactions, if prices decrease, hedging positions may result in mark-to-market losses, which are, in turn, expected to be offset by lower raw material costs. As its hedging transactions are mark-to-market, to the extent that the market price of the raw materials subject to such hedging transactions falls below the fixed price under futures contracts, the Food Group’s net income will be lower had it not engaged in such transactions. Consequently, its financial performance could be adversely affected during periods in which prices of raw materials are volatile. A key control to manage this is outlined in the Food Group’s Price Risk Management Framework that sets the price-risk decision matrix for any futures pricing of key commodities i.e., Wheat and SBM.

Sales of certain products may be adversely affected if the Food Group’s relationship with dealers and distributors deteriorate

The products of the Food Group are primarily sold through dealers and distributors. There is no assurance that these dealers and distributors will continue to purchase and distribute the Food Group’s products, or that these dealers and distributors can continue to effectively distribute its products without delays or interruptions. In addition, the financial instability of, contractual disputes with, or labor disruptions at its dealers and distributors could disrupt the distribution of its products and adversely affect its business.

Our dealer network is a key asset for the Food Group and we have taken steps to know more about our customers and their customers. Delivering consistent and quality products to customers is important to building a lasting relationship. Part of the strategic plans include building our own competencies for an ideal distribution

center that will handle consolidation, repacking and logistics. Another key initiative is to provide a system to support our distributors in managing their customers, payments, fulfillment, and inventory management.

FINANCIAL SERVICES

Overview of the Business

UnionBank, originally known as Union Savings and Mortgage Bank, was incorporated in the Philippines on August 16, 1968. On January 12, 1982, it was given the license to operate as a commercial bank. UnionBank's common shares were listed on the PSE in June 1992 and shortly after, it was granted the license to operate as a universal bank on July 15, 1992. UnionBank became the 13th and youngest universal bank in the country in only its tenth year of operation as a commercial bank. As of March 31, 2023, UnionBank's principal shareholders are AEV, the Social Security System ("SSS"), a government owned and controlled corporation that provides social security to workers in the private sector, and The Insular Life Assurance Company, Ltd. ("Insular Life"), one of the leading and largest Filipino-owned life insurance companies in the Philippines.

UnionBank's core businesses are retail banking, consumer finance (comprising credit card services, mortgage and auto loans, personal and salary loans), corporate banking, commercial banking (comprising middle-market banking), SME banking, cash management, trust banking, treasury products distribution, funding and trading (involving management of UnionBank's liquidity and funding requirements and handling of transactions in the financial markets covering foreign exchange, fixed income trading and investments, and derivatives). In addition, UnionBank has a private banking unit which offers estate planning solutions and a global and diversified multi-asset fund to its high-net-worth and ultra-high-net-worth clients through its partnership with Lombard Odier & Co. (a Swiss global wealth asset manager), and various life insurance products through its bancassurance partnership with Insular Life. As of March 31, 2023, UnionBank and its subsidiaries had 385 branches across the Philippines and a network of 593 ATMs.

For the three (3) months ended March 31, 2023:

- UnionBank's consolidated net profit was ₱3,380.4 million;
- UnionBank's total consolidated resources was ₱1,101,221.6 million;
- UnionBank's total loan portfolio was ₱490,475.2 million; and
- UnionBank's total deposits was ₱692,909.5 million.

For the three (3) months ended March 31, 2023, Tier 1 capital adequacy ratio was 13.9% while total capital adequacy ratio was 15.5%. Tier 1 capital adequacy ratio is determined by dividing total qualifying Tier 1 capital by total risk-weighted assets. Total capital adequacy ratio is determined by dividing total qualifying Tier 1 and Tier 2 capital by total risk-weighted assets. Both Tier 1 and total capital adequacy ratios are computed using Basel 3 standards adopted by the BSP.

a) Principal Products and Services

UnionBank offers a broad range of products and services, which include deposit and related services, consumer finance (comprising credit card services, mortgage and auto loans, and personal/salary loans), corporate banking, commercial banking (comprising middle-market banking), micro, small and medium-sized enterprises ("MSME") banking, cash management, trust and investment services, treasury products distribution, funding and trading (involving management of UnionBank's liquidity and funding requirements and handling of transactions in the financial markets covering foreign exchange, fixed income trading and investments, and derivatives).

In addition, UnionBank has a private banking unit which offers estate planning solutions and a global and diversified multi-asset fund to its high-net-worth and ultra-high-net-worth clients through its partnership with Lombard Odier and various life insurance products through its bancassurance partnership with Insular Life.

CitySavings offers salary loans to public school teachers under the DepEd's Automatic Payroll Deduction System ("APDS") and to other government employees. The guidelines for the grant of salary loans to public school

teachers are set out in a memorandum of agreement between the DepEd and City Savings. In 2016, CitySavings launched its Pensionado loans for GSIS and SSS pensioners. In 2019, CitySavings entered the motorcycle financing market through its acquisition of PR Savings Bank and it has substantially expanded its motorcycle loan business. It has also expanded its salary loan clientele to include employees of state and private schools, companies and government institutions. CitySavings’ other thrift and rural bank subsidiaries also offer basic deposit and lending services which range from individual to MSME loans. On the other hand, Petnet, more widely known by its retail brand name PERA HUB, offers a variety of cash-based services including remittance, currency exchange and bills payment.

Union Bank of the Philippines spun out UBX in 2018 to drive financial inclusion and business growth for underserved and unbanked communities by offering fintech capabilities and ecosystem investments. UBX is the Philippines’ leading Open Finance platform, offering the most extensive range of financial services and solutions with a fully-onboarded network of the biggest and most reputable financial institutions and service providers, lenders, and payment channels in the country.

UBX has over 200 financial institutions and thousands of agents in its ecosystems. UBX has built award-winning and globally-recognized agnostic, open and interoperable platforms that serve as the future backbone of Open Finance in the Philippines. To date, UBX has over 230,000 B2B Customers that serve millions of their own customers daily.

UnionDigital is UnionBank’s digital banking arm, and the only digital bank established by a private universal bank and licensed by the BSP. It is UnionBank’s vehicle to tap the large unbanked and underbanked segments. By leveraging state-of-the-art back-end infrastructure to onboard customer communities, UnionDigital is expected to help accelerate UnionBank’s growth aspirations and bring about inclusive prosperity to more Filipinos. UnionBank envisions developing UnionDigital into a one-stop fully-fledged financial services marketplace offering digital saving and lending, payments, insurance, micro investment, digital assets, and other value-added services. This wide product suite will comprehensively cover the needs of both the unbanked and underserved communities and tech savvy generation, spanning all five financial seasons from spending, saving, investing, protecting to borrowing, and extending beyond the traditional products to alternatives.

b) Distribution Methods

UnionBank primarily services its clientele through its well-trained relationship managers, as well as its strong digital footprint through its website (www.unionbankph.com), mobile or online banking apps, customer service chatbot, and various digital platforms, following its digital transformation journey. Its digital channels are complemented by strategically located branch networks, partner outlets, ATMs, as well as a Customer Engagement Group that takes up voice and non-voice customer service-related concerns.

Relationship Managers	UnionBank’s sales force are trained to have expertise in UnionBank’s solutions-based financial services, and are equipped with tools that allow them to service clients remotely and enhance productivity. UnionBank’s Relationship Managers and Financial Advisors are also licensed by the Insurance Commission to provide customers with bancassurance products.
Branch Network	As of March 31, 2023, UnionBank had 198 branches strategically located within and outside Metro Manila to maximize visibility and expand customer reach. All of UnionBank’s branches were transformed into digital and paperless branches called “The ARK”, which allow for straight-through processing of transactions over-the-counter or via self-service machines, and at the same time, house branch ambassadors for product discovery and advisory services. UnionBank also increased its presence nationwide through its subsidiaries’ physical network which consisted of 149 branches of CitySavings across the country, 11 branches of FAIRBank mainly in Visayas, 24 branches of Bangko Kabayan mainly in Luzon, 3 branches of Progressive Bank in Visayas and over 3,000 locations of Petnet nationwide.

	<p>In addition, UnionBank has three mobile banking kiosks, also called “Bank on Wheels,” which are vans equipped with 5G communication facilities to serve areas where branch access is limited by natural disasters, pandemics or geography, and/or high volume of ATM transactions are needed for a specific period.</p> <p>In 2020, UnionBank introduced agency banking cash deposit capability through its partnership with 7-Eleven and ECPay among others. As of March 31, 2023, UnionBank had more than 11,000 partner agents.</p>
ATM Networks	<p>As of March 31, 2023, UnionBank had 496 ATMS and CitySavings had 97 ATMs for a total of 593 ATMs, which are further categorized as 444 onsite and 149 off-site ATMs. UnionBank and its subsidiaries’ network supplements its branch network in providing 24-hour banking services to its customers. UnionBank’s interconnection with the Bancnet ATM consortium, allows its cardholders to access thousands of ATMs nationwide. In addition, UnionBank’s ATM card functions as a VISA or Mastercard debit card that allows electronic purchase and payment transactions.</p>
Call Center	<p>UnionBank’s Customer Engagement Group, which is responsible for retail customer relationship and consumer finance relationship and care, manages UnionBank’s 24-hour call center, which caters to deposit and card product queries, among others. The call center utilizes a mix of phone, social media, email, and website as customer touch points. In handling customer complaints, it adheres to certain service-level agreements such as feedback or resolution of ATM-related concerns within five banking days and redelivery of card within Metro Manila after five days. Customer complaint handling is continuously improved through resolution tracking.</p> <p>UnionBank is currently enhancing other enabling channels capable of digital self-servicing and extended reach. The Customer Engagement Group is composed of the following units: (1) 24x7 Inbound Voice Customer Service, (2) Digital Engagement and (3) Business Support (4) Quality Assurance and Training (5) Performance Management Support.</p>
Customer Service Chatbot	<p>In 2017, UnionBank launched “Rafa,” the Philippines’ first banking chatbot that delivers instant 24/7 customer service. Rafa is accessible through Facebook messenger. It can answer customer queries on, among others, the nearest ATM and branch, providing the latest foreign exchange rate of up to ten currencies, assisting customers who are exploring auto loans, and giving customers options to choose the credit card that best suits them. It is also capable of assisting in processing account opening and loan applications. UnionBank believes that Rafa provides a more personal and conversational customer experience compared to the interactive voice response or auto reply forms.</p>
Mobile and E-Banking	<p>UnionBank Online, launched in August 2017, is the online and mobile banking platform for UnionBank’s retail customers. It is designed with an omni-channel user experience wherein the same look and feel applies to different touchpoints (websites and mobile applications), operating systems (Android or IOS) and device types. UnionBank Online enables UnionBank’s customers to perform account management and banking transactions such as account opening, deposit checks, fund transfer, bill payment without visiting a branch or contacting UnionBank’s call center. Customers may log in through fingerprint authentication, apart from password login. Customers can use UnionBank Online to send money to over 10,000 cash outlets nationwide and deposit checks simply by taking a photo with the application. It also enables real-time account opening via a digital application and thus facilitates customer onboarding process. UnionBank was the first Philippine universal bank to introduce such function in the Philippines in 2019.</p> <p>UnionBank also introduced an upgraded version of its cash management platform for corporates called “The Portal”. It is a fully featured application which enables, among others, single sign-on for customers with multi-org access, real-time fund transfers</p>

	<p>and setting up business approval steps. It helps customers’ merchant acquisition, account management and lending activities. As of March 31, 2023, The Portal served 38,039 clients, an increase from 7,142 clients as of December 31, 2019. The Portal facilitated an average of 1.9 million transactions per month in 2022, a significant increase from 48,000 transactions in December 2019.</p> <p>UnionBank also launched a cash management platform for MSME clients called MSME Business Banking in 2021. Its features include digital account opening for savings and checking account, mobile check deposit, local and international fund transfers, bills payment, payment gateway, and many more to help MSMEs manage financial operations.</p> <p>UnionBank also launched “UPAY” in 2021, an integrated payment acceptance hub for SME customers to support collection of funds through various payment channels including UnionBank Online, Gcash and GrabPay, over the counter, and debit and credit cards. In addition, UnionBank has launched “E-commerce Payment Gateway” with API connectivity via websites and mobile applications to enable merchants to accept major credit cards and alternative payment methods to support their customers’ buying behavior and to deliver a cross-channel experience. Recurring customers could experience faster and more convenient payments by securely tokenizing payment credentials.</p>
EON	<p>EON was the first electronic money product in the Philippines with a “selfie banking” feature which employs facial recognition for account opening. UnionBank has merged the EON digital accounts into UnionDigital’s system and EON account holders have become customers of UnionDigital. The EON brand was first launched in 1999 and re-launched in 2017 by UnionBank as its first digital bank account specially designed for tech savvy customers, mostly e-gig practitioners and e-commerce entrepreneurs.</p>
UnionDigital	<p>UnionDigital, the Bank’s new digital banking arm, aims to provide low-cost digital banking services and make banking accessible to unbanked and underserved Filipinos. Its mobile app serves as a one-stop fully fledged platform offering community-based financial services. UnionDigital utilizes data analytics and machine learning to enhance cybersecurity and risk management.</p>
UBX	<p>UBX’s portfolio focuses on various in-demand solutions in banking, lending, payments, eCommerce, technology services, identity and score, savings and insurance and crypto technologies. The three main business lines are as follows:</p> <p>Lending - SeekCap is the Philippines’ leading online lending marketplace for micro, small and medium-sized enterprises. With SeekCap, MSMEs can apply for business loans tailored to their needs online whether it be for capital, production, operations or expansion. SeekCap has partnered with digital communities in eCommerce to further expand its MSME reach.</p> <p>Payments - BUx is an end-to-end payment gateway for businesses of all sizes. MSMEs can accept payment methods from over 60,000 counters including 7-Eleven and LBC, debit and credit card payments as well as wallet payments via GrabPay and GCash. With over 120,000 sign ups since its launch in 2019, Bux continues to make payments simple and easy with features like payment links, Universal QR code and Buy Now Pay Later.</p> <p>Banking - i2i is the Philippines’ fastest-growing banking-as-a-service solution, bringing financial services to underserved communities through its network of financial services providers. i2i has grown its transactions significantly since it was introduced in 2018, as it connects its customers to hundreds of financial institutions such as community focused rural banks and remittance centers with over 10,000</p>

	touchpoints, all over the country. i2i has product offerings such as money transfers via PESONet and Instapay, mobile ATM services, API integration and more.
Platforms and Other Digital Channels	<p>UnionBank's thrust for digital transformation prompted it to launch digital platforms and channels intended to deliver products/services to various customer segments. UnionBank launched "GlobalLinker," a virtual B2B community and network platform for SMEs, and UnionBank has partnered with Lazada by signing a memorandum of agreement on March 10, 2022, according to which the sellers at "GlobalLinker" and Lazada will be able to sell products at the other site, respectively. UnionBank also launched "Financial Supply Chain", a blockchain-powered platform for supply chain financing and transactions, for corporate clients and their ecosystem of suppliers and dealers. UnionBank established the "Bonds.PH" application which facilitates blockchain-enabled distribution of sovereign retail treasury bonds in the Philippines.</p> <p>CitySavings also utilizes its own app for its Department of Education teacher community called "Loan Ranger Mobile" for account management and grant of reloans to accelerate the onboarding of teachers for faster turnaround and growth of loans. This complements the salesforce who are focused on searching for new leads and expanding in new regions.</p>

c) Competition

UnionBank faces competition in all its principal areas of business. Philippine domestic and foreign banks are UnionBank's main competitors, followed by finance companies, mutual funds and investment banks. Currently, the industry is dominated by four largest universal banks with over ₱2 trillion in assets. These banks have greater financial and other capital resources, and a greater market share than UnionBank. Moreover, as a publicly-listed bank, UnionBank also monitors its performance against the ten largest publicly-listed universal banks in the country.

Based on preliminary data of BSP as of March 31, 2023, there were a total of 45 domestic and foreign universal and commercial banks operating in the Philippines, with total assets of ₱23.1 trillion, total loan portfolio (inclusive of Interbank Loans and RRPs) of ₱12.0 trillion, and total deposits of ₱17.7 trillion. Among the universal banks, there are 13 private domestic universal banks, six branches of foreign universal banks and three government-controlled universal banks. On the other hand, the commercial banks comprise three private domestic commercial banks, 18 branches and two subsidiaries of foreign commercial banks. While mergers, acquisitions, and closures reduced the number of industry players, the entry of foreign banks under new and liberalized banking laws and regulations resulted in the growth of the number of universal and commercial banks. Corporate lending remained competitive resulting in even narrower spreads especially under a high interest rate environment. Pockets of growth were, however, seen in the middle corporate market, SMEs, and consumer segments.

According to the Ranking as to Total Assets as of December 31, 2022 published by the BSP, the industry is dominated by the four largest universal banks with over ₱2 trillion in assets, namely BDO Unibank, Inc., Land Bank of the Philippines, Bank of the Philippine Islands and Metropolitan Bank and Trust Co.

UnionBank also faces competition from financial technology firms and non-financial firms. Non-financial firms pose a challenge to Philippine banks by offering digital products such as mobile payments or online services. Financial technology firms utilize software to provide financial services and disrupt existing financial systems and corporations that rely less on software by offering faster, more convenient, and more efficient ways of transacting. In addition, purely digital financial technology or non-financial firms have no branches and thus have lower costs. UnionBank seeks to gain a competitive advantage by continuing to implement its digital transformation strategies.

Amidst this operating environment, UnionBank leverages on its competitive advantages anchored on superior technology, unique sales and service culture, centralized backroom operations, as well as its digital transformation roadmap geared towards strengthening its present business by repositioning itself into a digitally-transformed universal bank that achieves scale in a cost-efficient manner, while preparing for a future

when embedded or decentralized banking becomes the dominant business model, all anchored on technology as the enabling factor.




As a result, UnionBank has been acknowledged as a leader in delivering superior customer experiences through innovation. UnionBank is among the top in the industry in terms of shareholder value, among the industry's lowest cost producers, and one of the most profitable in terms of return on equity, return on assets, and absolute income.

d) Major Customers

Please refer to page 195 of the Prospectus.

e) Patents, Copyrights, and Franchises

	Trademark	Registration Date	Expiration Date
1	UNIONBANK	December 19, 2005	December 19, 2025
2	UNIONBANK LOGO	October 21, 2010	October 21, 2030
3	UNIONBANK EON	December 5, 2013	December 5, 2023
4	UBP	August 7, 2014	August 7, 2024
5	UNIONBANK OF THE PHILIPPINES	August 7, 2014	August 7, 2024
6	UREKA	November 10, 2016	November 10, 2026
7	SELFIE BANKING	December 22, 2019	December 22, 2029
8	DIGITAL ME	June 29, 2017	June 29, 2027
9	EON FOR THE DIGITAL ME	July 30, 2017	July 30, 2027
10	EON	July 30, 2017	July 30, 2027
11	EON CYBER	November 2, 2017	November 2, 2027
12	THE ARK	April 5, 2018	April 5, 2028
13	THE ARK	April 5, 2018	April 5, 2028
14	THE ARK	April 5, 2018	April 5, 2028
15	THE ARK	April 5, 2018	April 5, 2028
16	I2I	May 30, 2019	May 30, 2029
17	THE FUTURE BEGINS WITH U.	October 24, 2019	October 24, 2029
18	CYBERSURE	January 12, 2020	January 12, 2030
19	1U HUB	February 6, 2020	February 6, 2030

20	1U HUB	February 6, 2020	February 6, 2030
21	THE FIRST FINANCIAL SUPPLY BLOCKCHAIN IN THE PHILIPPINES - POWERED BY UNIONBANK	February 6, 2020	February 6, 2030
22	UB	February 24, 2020	February 24, 2030
23		February 24, 2020	February 24, 2030
24		February 24, 2020	February 24, 2030
25	THE EDGE BY UB UNIONBANK	July 31, 2020	July 31, 2030
26	UB UNIONBANK	August 14, 2020	August 14, 2030
27	UB UNIONBANK	October 16, 2020	October 16, 2030
28	THE FIRST DIGITAL ACCOUNT OPENING FOR BUSINESS BY UNIONBANK	January 17, 2021	January 17, 2031
29	THE FIRST MOBILE CHECK DEPOSIT FOR BUSINESSES BY UNIONBANK	February 19, 2021	February 19, 2031
30	BANK THE WAY YOU LIVE	March 29, 2021	March 29, 2031
31	SITH SYSTEM FOR INTEGRATED TRACING OF HUMANS	March 29, 2021	March 29, 2031
32		April 16, 2021	April 16, 2031
33		April 16, 2021	April 16, 2031
34	UNIONBANK ONLINE	April 16, 2021	April 16, 2031
35	UB ONLINE	April 16, 2021	April 16, 2031
36	UNIONBANK APP	April 16, 2021	April 16, 2031
37	UB MOBILE APP	April 16, 2021	April 16, 2031
38	P PHX COMMERCIAL BANK-BACKED PHILIPPINE STABLECOIN	April 16, 2021	April 16, 2031
39	PHX	May 21, 2021	May 21, 2031

40	UBP XCELLERATOR GAMECHANGERS	May 21, 2021	May 21, 2031
41	UBP XCELLERATOR BLOCKCHAIN BUSINESS SPECIALIST PROGRAM	June 18, 2021	June 18, 2031
42	UBP XCELLERATOR BLOCKCHAIN BASICS PROGRAM	June 18, 2021	June 18, 2031
43	BLOCKCHAIN XCELLERATOR POWERED BY UB UNIONBANK	June 18, 2021	June 18, 2031
44	UBXCELLERATOR	July 16, 2021	July 16, 2031
45	XCELLERATOR	July 16, 2021	July 16, 2031
46	UB GARAGE INNOVATION AND INCUBATION LAB POWERED BY UB UNIONBANK.	July 23, 2021	July 23, 2031
47	XCELLERATOR	July 23, 2021	July 23, 2031
48	UBXCELLERATOR	July 30, 2021	July 30, 2031
49	BLOCKCHAIN XCELLERATOR	July 30, 2021	July 30, 2031
50	UBP XCELLERATOR PROGRAM	August 6, 2021	August 6, 2031
51	UB GARAGE INNOVATION AND INCUBATION LAB POWERED BY UB UNIONBANK	October 1, 2021	October 1, 2031
52	ECONOMIX	November 14, 2021	November 14, 2031
53	NEXTGEN ACADEMY	November 20, 2021	November 20, 2031
54	BITBOX	February 5, 2022	February 5, 2032
55	SECURITYSTARTSWITHU	February 14, 2022	February 14, 2032
56	BANK DIFFERENTLY	February 14, 2022	February 14, 2032
57	UB METAVERSE	April 4, 2022	April 4, 2032
58	UB METAVERSE BRANCH	April 4, 2022	April 4, 2032
59	PLAYEVERYDAY	May 7, 2022	May 7, 2032
60	PLAY EVERYDAY	June 2, 2022	June 2, 2032
61	THE BLOCK POWERED BY UB UNIONBANK	June 4, 2022	June 4, 2032
62	QUICK GIVES	July 21, 2022	July 21, 2032
63	QUICK ADVANCE	August 8, 2022	August 8, 2032
64	UB UNION BANK (Orange logo)	August 18, 2022	August 18, 2032

65	UB UNIONBANK	August 18, 2022	August 18, 2032
66	THE PORTAL	September 15, 2022	September 15, 2032
67	CYBERSURE.PH	September 30, 2022	September 30, 2032
68	UNIONBANK	September 30, 2022	September 30, 2032
69	UBP DIGITAL	September 30, 2022	September 30, 2032
70	UB SME BUSINESS BANKING	September 30, 2022	September 30, 2032
71	BANK THE WAY YOU LIVE WITH UNIONBANK	December 19, 2022	December 19, 2032

The Bank has registered the following patents with the IPO which are all valid for 7 years:

1. Computer-Implemented System for Cross-Border Remittance through Distributed Ledger Systems
2. Computer-Implemented System for Providing Authenticated Banking Services through Remittance Facilities
3. Computer-Implemented System for an Asset Backed Digital Currency Implemented through Distributed Ledger Systems
4. Computer-Implemented System for Detecting and Reporting Potential Money Laundering Transactions
5. A Computer-Implemented System for Digitally Identity Verification through Blockchain Technology
6. A Computer-Implemented System for Digitally Processing Insurance Policy
7. Computer-Implemented System for Real-Time Online Freight Management
8. Computer-Implemented System and Method for Managing Digital Accounts
9. Computer-Implemented System for Implementing an Authenticated Circulars Banking Policy Storage and Retrieval System through a Blockchain
10. A Computer-Implemented System for an Enterprise Online Banking Facility
11. Computer-Implemented System for a Financial Supply Chain System through Blockchain Technology
12. Computer-Implemented Method for Efficient Processing of Bank Transactions
13. Method and System for Managing Market Groups in an Online Business Networking System
14. Computer-Implemented System for Authenticated Consent Wallet
15. Computer-Implemented System for Quick Loans Enhancement
16. Computer-Implemented System for Model Risk Management Platform

f) Government Approvals

The BSP, SEC, Philippine Deposit Insurance Corporation (PDIC), PSE, and the BIR are the major regulatory agencies that provide rules, regulations and guidelines to UnionBank's activities.

UnionBank ensures that its products, services, and systems carry the necessary regulatory approvals and conform with prescribed internal controls prior to launch and continue to be compliant with prescribed rules and regulations.

g) Effect of Existing or Probable Governmental Regulations

As a banking institution, UnionBank adheres to the provisions of the General Banking Law of 2000 (Republic Act No. 8791), as amended, and the regular issuances by the BSP as embodied in its Manual of Regulations for Banks (MORB). The regulatory issuances of the SEC, PDIC, PSE, BIR and other regulatory bodies are likewise monitored constantly for new developments. In addition, the following are the business regulatory framework for the Financial Services Group:

Regulations on Digital Banks

Please refer to page 198 of the Prospectus.

Anti-Money Laundering Laws and Know Your Customer Procedures

UnionBank complies and is consistent with the provisions of Republic Act No. 9160, as amended by Republic Act Nos. 9194, 10167 and 10365, otherwise known as the “Anti-Money Laundering Act of the Philippines,” and other pertinent laws, rules, regulations, and circulars issued by the Bangko Sentral ng Pilipinas (BSP), the Securities and Exchange Commission (SEC) and other regulatory agencies of the Philippines, including the Anti-Money Laundering Council (AMLC) and the Financial Action Task Force (FATF) on Money Laundering. UBP adheres to the AML laws and regulations that include the Know Your Customer (“KYC”) rules and customer due diligence at the inception of the bank-client relationship until its termination.

The Bank employs a third-party tool for screening customers during onboarding, subsequently, whenever there are updates to the sanctions and negative files and during periodic account reviews. A real-time transaction screening system is used to clear all transactions that pass through the SWIFT network. In July 2019, the Bank upgraded its AML system through the deployment of an internally developed, highly intuitive, and more flexible transaction monitoring and reporting system. In 2020, an in-house developed screening portal replaced the previous tool to assist in the namescreening of clients against the lists of sanctioned individuals and organizations, persons convicted of AML predicate crimes, among other negative information. And, as part of the recent acquisition of Citibank’s Consumer Business in the Philippines in 2022, UnionBank subscribed to Base60 to maintain continuity of management of Citibank’s reportable, covered transactions.

Customer due diligence remains robust through documentation and upgrading of client information, understanding of client activity, review of customer risk rating, identification of ultimate beneficial owners, and obtaining senior management approval, where warranted.

Finally, on an annual basis, UnionBank, through its Compliance and Corporate Governance Office (CCGO), provides formal AML trainings to the members of the Board of Directors, Senior Management, and its Branches. In coordination with the HR Group, CCGO deploys the AML e-learning refresher module to all bank employees; while Operations and Sales personnel are apprised of new BSP requirements during Compliance roadshows held throughout the year.

Capital Adequacy

Per existing BSP regulations, the combined capital accounts of each commercial bank should not be less than an amount equal to 10% of its risk assets. Risk assets consist of total resources after exclusion of cash on hand, due from BSP, loans covered by holdout on or assignment of deposits, loans or acceptances under letters of credit to the extent covered by margin deposits and other non-risk items as determined by the Monetary Board of the BSP.

In implementing current capital requirements, the BSP requires the Group and the Parent Bank to maintain a minimum capital amount and a prescribed ratio of qualifying capital to risk-weighted assets, known as the “capital adequacy ratio” (“CAR”). Risk-weighted assets is the aggregate value of assets weighted by credit risk, market risk, and operational risk, based on BSP-prescribed formula provided under BSP Circular No. 360 and BSP Circular No. 538 which contain the implementing guidelines for the revised risk-based capital adequacy framework to conform to Basel II recommendations.

As of March 31, 2023, December 31, 2022, 2021, and 2020, the Bank’s CAR were at 15.5%, 13.0%, 18.4% and 17.0%, respectively.

h) Major Risk/s Involved in the Business

Risks particular to the Financial Services Group are as follows:

UnionBank’s ability to identify, assess, monitor and manage risks inherent in its business is anchored on the quality and timeliness of available industry and internal risk data

UnionBank, through its Enterprise Risk Management (ERM) Group, monitors all risk exposures which include, among others, credit risk, market risk, operational risk, operational risk, liquidity risk, and Information Technology (“IT”) risk. The effectiveness of UnionBank’s risk management, particularly on management of credit risk which is inherent in its core businesses, is bounded by the quality and timeliness of available data in the Philippines as well as internal risk data in relation to different factors such as, but not limited to, the proposed borrowers’ credit history, loan exposures with other financial institutions and other external and market factors affecting overall credit. Insufficient or inaccurate risk and financial data and limitations of UnionBank’s risk management systems, if any, may result to UnionBank granting loans that may expose UnionBank to significant credit risk, take positions that may expose UnionBank to market and liquidity risks, or undertake business activities that may result in operational, IT and other material risks.

Procedures to identify and assess the aforementioned risks are embedded in the Bank’s various processes, including but not limited to, KYC procedures, loans evaluation and underwriting and due diligence procedures. The Group maintains a prudent risk management strategy to ensure its soundness and profitability. Strategies and limits are reviewed regularly and updated to ensure that risks are well-diversified and risk mitigation measures are in place. A system for managing and monitoring risks is in place so that all relevant issues are identified at an early stage and appropriate actions are taken on a timely basis. Risk reporting is done on a regular basis, either monthly or quarterly.

UnionBank may face increasing levels of non-performing loans (“NPLs”), provisions for impairment losses and delinquencies in its loan portfolio, which may adversely affect UnionBank’s business, financial condition, results of operations, and capital adequacy

UnionBank plans to continue to expand its small and medium-sized enterprises (“SMEs”) and consumer loan operations, such as credit card services, mortgage loans, personal loans and salary loans. Such expansion plans will increase UnionBank’s exposure to SMEs and consumer debt, and volatile economic conditions in the Philippines may adversely affect the future ability of UnionBank’s borrowers, including SMEs and individual borrowers, to meet their obligations under their indebtedness and, as a result, UnionBank may experience an increase in the levels of NPLs and provisions for impairment losses in the future.

Volatile economic conditions in the Philippines, including volatile exchange and interest rates, may adversely affect many of UnionBank’s customers, causing uncertainty regarding their ability to fulfil obligations under UnionBank’s loans and significantly increasing UnionBank’s exposure to credit risk. These and other factors could result in an increased number of NPLs and delinquencies in UnionBank’s loan portfolio in the future. Any significant increase in UnionBank’s NPLs or delinquencies in UnionBank’s loan portfolio would have a material adverse effect on its business, financial condition, results of operations and capital adequacy.

The aforementioned risk is managed through strategies, policies and limits that are approved on the Board level and in line with the Bank’s risk appetite. The Bank has a well-structured and standardized credit approval process and credit scoring system for each of its business and/or product segments to assess the inherent risks. Business units are held accountable for all the risks and related returns and ensure that decisions are consistent with business objectives and risk tolerance.

UnionBank may be unable to recover the assessed value of its collateral when its borrowers’ default on their obligations, which may expose UnionBank to significant losses

UnionBank’s secured loans have, historically, represented a significant portion of UnionBank’s total loans. There can be no assurance that the collateral securing any particular loan will protect UnionBank from suffering a partial or complete loss if the loan becomes non-performing. The recorded values of UnionBank’s collateral may not accurately reflect its liquidation value, which is the maximum amount UnionBank is likely to recover from a sale of collateral, less expenses of such sale. There can be no assurance that the realized value of the collateral would be adequate to cover UnionBank’s loans.

In addition, some of the valuations in respect of UnionBank’s collateral may also be out of date or may not accurately reflect the value of the collateral. In certain instances, where there are no purchasers for a particular type of collateral, there may be significant difficulties in disposing of such collateral at a reasonable price. Any decline in the value of the collateral securing UnionBank’s loans, including with respect to any future collateral

taken by UnionBank, would mean that its provisions for credit losses may be inadequate and UnionBank may need to increase such provisions. Any increase in UnionBank's provisions for credit losses could adversely affect its business, its financial condition, results of operations and capital adequacy.

Furthermore, UnionBank may not be able to recover in full the value of any collateral or enforce any guarantee due, in part, to difficulties and delays involved in enforcing such obligations through the Philippine legal system. To foreclose on collateral or enforce a guarantee, banks in the Philippines are required to follow certain procedures specified by Philippine law. These procedures are subject to administrative and bankruptcy law requirements which may be more burdensome than in certain other jurisdictions. The resulting delays can last several years and lead to the deterioration in the physical condition and market value of the collateral, particularly where the collateral is in the form of inventory or receivables. In addition, such collateral may not be insured. These factors have exposed, and may continue to expose, UnionBank to legal liability while in possession of the collateral. These difficulties may significantly reduce UnionBank's ability to realize the value of its collateral and therefore the effectiveness of taking security for the loans it makes. UnionBank initially carries the value of the foreclosed properties at the lower of loan exposure or fair value of the properties at the time of foreclosure. Subsequently, the foreclosed properties are carried at the lower of the amount initially recognized or the fair value less cost to sell. While UnionBank, at each balance sheet date, provides for impairment losses on its foreclosed properties in accordance with PFRS, it may incur further expenses to maintain such properties and to prevent their deterioration. In realizing cash value for such properties, UnionBank may incur further expenses such as legal fees and taxes associated with such realization. There can be no assurance that UnionBank will be able to realize the full value, or any value, of any collateral on its loans. In realizing cash value for such properties, UnionBank may incur further expenses such as legal fees and taxes associated with such realization. There can be no assurance that UnionBank will be able to realize the full value, or any value, of any collateral on its loans.

Lending policies, including on collaterals, are reviewed regularly to align with market developments. Collaterals, both for current and repossessed loans, are appraised periodically.

UnionBank's provisioning policies, which are based on Philippine Financial Reporting Standards expected credit loss standards and on other relevant Philippine regulations, may be more or less stringent than those in other countries

The level of loan loss provisions which UnionBank recognizes are aligned with the PFRS 9 accounting standard. Subjective determinations of significant change in credit risk may increase the variation of application of such policies and affect UnionBank's results of operations.

Certain accounting standards, including the PFRS 9 expected credit loss standards, have been adopted by the Bank to obtain unbiased and probability-weighted amount which is determined by evaluating a range of possible outcomes, the time value of money and reasonable and supportable information about past events, current conditions and forecasts of future economic conditions with the objective of recognizing lifetime losses on all financial instruments which have experienced a significant increase in credit risk since their initial recognition. These assumptions are reviewed and updated at least monthly.

UnionBank is subject to credit, market and liquidity risk which may have an adverse effect on its credit ratings and its cost of funds

To the extent any of the instruments and strategies UnionBank uses to manage its exposure to market or credit risk is not effective, UnionBank may not be able to mitigate effectively its risk exposures, in particular to market environments or against particular types of risk. UnionBank's balance sheet growth will be dependent upon economic conditions, as well as upon its determination to securitize, sell, purchase or syndicate particular loans or loan portfolios. UnionBank's trading revenues and interest rate risk exposure are dependent upon its ability to properly identify and mark to market the changes in the value of financial instruments caused by changes in market prices or rates. UnionBank's earnings are dependent upon the effectiveness of its management of migrations in credit quality and risk concentrations, the accuracy of its valuation models and its critical accounting estimates and the adequacy of its allowances for credit losses. To the extent its assessments, assumptions or estimates prove inaccurate or not predictive of actual results, UnionBank could suffer higher than anticipated losses. The successful management of credit, market and operational risk is an important

consideration in managing its liquidity risk because it affects the evaluation of its credit ratings by rating agencies. A failure by UnionBank to effectively manage its credit, market and liquidity risk could have a negative effect on its business, financial condition and results of operations.

A downgrade of UnionBank's credit rating could have a negative effect on its business, financial condition and results of operations

In the event of a downgrade of UnionBank by one or more credit rating agencies, UnionBank may have to accept terms that are not as favorable in its transactions with counterparties, including capital raising activities, or may be unable to enter into certain transactions. While Union Bank is rated Baa2 by Moody's, Moody's outlook for such credit rating is negative given uncertainties over its core capital ratio. This could have a negative impact on UnionBank's treasury operations and also adversely affect its financial condition and results of operations. Rating agencies may reduce or indicate their intention to reduce the ratings at any time. The rating agencies can also decide to withdraw their ratings altogether, which may have the same effect as a reduction in its ratings. While UnionBank endeavors to manage its credit, market, operational, and liquidity risks, any reduction in UnionBank's ratings (or withdrawal of ratings) may increase its borrowing costs, limit its access to capital markets and adversely affect its ability to sell or market its products, engage in business transactions, particularly longer-term and derivatives transactions, or retain its customers. This, in turn, could reduce UnionBank's liquidity and negatively impact its operating results and financial condition.

Based on Moody's Investor Service (Moody's) report dated May 25, 2023, Moody's affirmed UBP's Baa2 long-term deposit and issuer ratings, which are one notch above investment grade and at par with the Philippine sovereign rating. Moody's also affirmed UBP's Baa3 Baseline Credit Assessment and retained its negative outlook.

The outlook on UBP's ratings is negative because of uncertainty related to the UnionBank's plan to improve its core capital ratio to a level that will be commensurate with that of its domestic and regional peers. Moreover, Moody's will need to see a longer track record of improvements in the net interest margin and bottom-line profitability, before reverting the outlook back to stable.

Following UBP's Php12 billion stock rights offering in February 2023, UBP improved its Common Equity Tier 1 ratio to 13.9%, which is higher than 11.3% as of end-2022 and the 8.5% regulatory limit. In the first quarter of the year, UBP generated a net interest margin of 5.2%, which is better than the 3.9% industry average and the 4.9% it recorded for the year 2022.

REAL ESTATE

Overview of the Business

Incorporated on June 2, 1964, AboitizLand (formerly Central Visayan Warehousing Co., Inc.) is the real estate arm of the Aboitiz Group. The first attempt of Aboitiz in real estate development was in 1975. Today, through AboitizLand, it is mainly engaged in the development of real estate projects with a primary focus on residential communities, integrated industrial townships and commercial hubs.

AboitizLand currently has 13 residential projects selling three different product types: lot only, house and lot, and condominiums.

AboitizLand's strategy has been to step up mid-market residential launches to capitalize on the growing provincial house and lot mid-market. It expects to grow its well-performing industrial business through the continued acquisition of land in key geographic corridors and the development of complementary recurring revenue businesses and residential communities within these areas. Through this approach, AboitizLand not only looks to expand its industrial footprint but also create thriving townships in the future.

AboitizLand is also capitalizing on the new and upcoming segment of vertical developments in urban zones through its partnership with Point Blue, Inc. which created the microstudio category in the Philippines. This joint venture looks to build microstudio buildings strategically located near Metro Manila's central business districts. In addition, AboitizLand recently signed a joint venture agreement with Cebu Landmasters Inc. to develop a

mixed-use vertical project in Mandaue City, Cebu. Pre-selling of the first condominium tower was expected to begin by November 2020.

In 2021, AboitizLand entered into a share sale and purchase agreement with Ixidor Holdings Inc. (Ixidor) for the sale of its entire 50 percent equity ownership interest in Cebu Homegrown Development Inc. (CHDI), the JV company with Cebu Landmasters Inc (CLI). This was in line with the Group's direction to focus on horizontal projects.

In view of the sale by AboitizLand to Ixidor of its entire 50 percent equity ownership interest in CHDI, the JV company with CLI, the pre-selling activities previously mentioned did not materialize in the joint venture as envisioned.

In conjunction with these developments, AboitizLand expects to actively explore complementary services from AEV's utilities, financial services, and infrastructure businesses, as it is doing at the Lima Technology Center.

a) Products and Services

Residential Business

During the early 1990s, AboitizLand developed upper-mid to high-end residential subdivisions, focusing mainly on horizontal (lot-only and house-and-lot) developments. Having expanded its portfolio to include mid-market residential products, AboitizLand has also introduced a number of products to the Cebu real estate market, including: (a) the New Urbanism concept of live-work-play in the large master-planned community of Pristina North; (b) Zen living, which takes off from the spa lifestyle trend, in Kishanta; (c) the commercial and residential "urban village", such as The Persimmon; (d) shophouses as a residential product in Ajoya; (e) fully-furnished affordable studio units, such as The Persimmon Studios; (f) Asian Contemporary designed units in Almiya; and (g) inspired by traditional Filipino residences in Amoa.

Cebu District Property Enterprise Inc. ("**CDPEI**") is a joint venture between AboitizLand and Ayala Land which was incorporated on February 20, 2014. The partnership is focused on the development of Gatewalk Central – a 17-hectare mixed-use project in Mandaue City, Cebu. The partnership leverages the strengths of both companies, as it brings together AboitizLand's deep-rooted real estate experience in Cebu and Ayala Land's proven track record in developing master-planned and sustainable communities. AboitizLand owns a 50% equity interest in CDPEI with Ayala Land holding the remaining 50% equity interest.

In the first half of 2017, AboitizLand launched Seafront Residences, a 43-hectare beachside community located in San Juan, Batangas, and Foressa Mountain Town, a 250-hectare mountain town community located in Balamban, Cebu.

In 2018, AboitizLand launched two new residential projects in Luzon – Ajoya Capas (13 hectares) and Ajoya Cabanatuan (20 hectares). The Ajoya brand represents AboitizLand's flagship mid-market residential product, featuring modern housing units inspired by contemporary Filipino architecture, and amenities such as a town plaza, a clubhouse, and pocket parks, among others.

Subsequently in July and August of 2019, respectively, AboitizLand further strengthened its position in the Luzon region through the launch of two new residential projects – The Villages at Lipa (50 hectares) and Ajoya Pampanga (21 hectares).

Industrial Business

A critical component to AboitizLand's overall success is the industrial business unit, which comprised ~60% of AboitizLand's total revenues in 2019 a substantial portion of which was contributed by LimaLand. Additionally, AboitizLand is a registered developer/operator of MEZ II, where it leases land and provides utility services to locators inside the economic zone under a BOT agreement with MCIAA. The 63-hectare zone is home to 52 light-to-medium manufacturing locators and has a 100% occupancy rate.

Cebu Praedia Development Corporation ("CPDC")

Incorporated on October 13, 1997, CPDC is engaged in the leasing of properties located in the cities of Makati and Cebu. To date, CPDC's major property holdings include the commercial and office building block located at 110 Legazpi Street, Legaspi Village, Makati City and AEV's Cebu offices located at Gov. Manuel A. Cuenco Avenue, Kasambagan, Cebu City.

CPDC is a wholly-owned subsidiary of AEV.

Propiedad del Norte, Inc.

Incorporated on March 1, 2007, Propiedad del Norte, Inc. ("**PDNI**") is engaged in the purchase and development of real estate. PDNI's current land bank stands at 62 hectares, all of which is located in Liloan, Cebu.

PDNI is a wholly-owned subsidiary of AboitizLand.

Cebu Industrial Park Developers, Inc.

CIPDI is a company owned by AboitizLand and the Kambara Group from Japan, through its wholly-owned subsidiary, Tsuneishi Holdings (Cebu), Inc. Incorporated on June 15, 1992, CIPDI began operations in 1993 with the development and operation of the West Cebu Industrial Park (WCIP) in Balamban, Cebu. WCIP is a 283-hectare industrial zone, catering to medium to heavy industries such as shipbuilding and allied activities. WCIP currently has 11 industrial locators as well as five commercial locators in the area. In April 2017, CIPDI brought to market the first phase of its 250-hectare sustainable mountain town community, Foessa, also located in Balamban, Cebu. As of June 30, 2022, over a hundred lots or 60% of the inventory have been sold in Phase 1 of Foessa Mountain Town. Site development for Phase 1A has been completed, with 45 lots turned over to buyers as of June 30, 2022.

As of June 30, 2022, AboitizLand owns a 60% equity interest in CIPDI.

A2 Airports Partners, Inc. (AIRise Development Corp.)

A2 Airports is a joint venture company between AboitizLand and E360, Inc., and is engaged in carrying out the business of build-to-rent microstudio developments catering to young urban professionals. Currently, A2 Airports wholly owns 78 Point Blue, Inc., Triplecrown Properties Inc. and Firmwall Systems Inc. and collectively has 4 buildings in operations located in the prime areas of Taguig and Makati City.

AboitizLand has a 50% equity interest in A2 Airports as of June 30, 2022.

b) Distribution Methods

AboitizLand's residential projects currently target a diverse base of customers, ranging from the middle to upper income brackets. AboitizLand now also caters to young urban professionals working in and around central business districts given its recent partnership with E360, Inc. to co-develop microstudio developments.

AboitizLand's industrial division aims to serve various locators from different industries and countries with significant interests in the Philippines.

Additionally, AboitizLand launched the Contactless Home Buying service which allowed investors and aspiring buyers to acquire property in a more convenient, safer, and worryfree process.

AboitizLand invested in a proprietary mobile application called the AboitizLand Vecino app, the backbone of our digitalized home-buying service. Through the app, vecinos are now able to track monthly payments and download Statement of Accounts (SOAs) and receipts in a more timely manner, follow construction progress, make online payments, apply for a housing loan, schedule acceptance and turnovers, as well as reach out to customer service.

AboitizLand continues to develop various features to make our systems more timely and relevant across all aspects of the business. It has added new features such as digitized documentation and digital home loan applications.

c) New Products and Services

In September 2019, AboitizLand and Point Blue partnered to co-develop microstudio rental apartments, an innovative new category in the real estate residential sector. These microstudio apartments are leased ready for move-in and all units are equipped with a bed, ample storage space, a desk and chair, roller blinds, air-conditioner, microwave, free high-speed internet, and within walking distance of Metro Manila's Central Business Districts. In addition, AboitizLand entered into a joint venture agreement with Cebu Landmasters Inc. to develop a mixed-use vertical project in Mandaue City, Cebu. Pre-selling of the first condominium tower is expected to begin by the end of 2020.

In 2022, AboitizLand launched 2 new phases of its existing projects: Foressa Light B in Balamban, Cebu and Meadow Village at the Villages at Lipa in Batangas. AboitizLand has also embarked on several initiatives and partnerships to strengthen operations, including partnerships with precast construction technology providers and online mortgage brokers, and the launching of new customer service and property management platforms.

d) Competition

AboitizLand considers Ayala Land and Vista Land as its main competitors in the residential business. They currently enjoy market dominance in the locations where they compete and are considered as brand leaders in the market because of their presence in both primary and secondary cities nationwide. Both competitors target the same market that falls within their sub-brands that cater from the high-end A market to the broad C market. AboitizLand also caters to the same markets depending on the location and type of product that it offers. According to an industry report of Colliers International dated February 6, 2019, the full year 2018 market was able to pre-sell 54,000 residential units. By way of comparison, AboitizLand sold around 600 residential units in 2019, generating a substantial amount in sales revenue. Furthermore, according to an industry report of Colliers International dated October 29, 2021, the market was able to pre-sell 7,900 residential units for the first nine months of 2021. By way of comparison, AboitizLand sold around 626 residential units in the same period with the full year 2021 total of 834 units, generating a substantial amount in sales revenue.

In terms of the commercial business, AboitizLand looks to strategically develop commercial spaces that will enhance its current communities. By doing so, AboitizLand aims to maximize the value footprint in these areas while servicing the needs of the community. Furthermore, the continued relevance of AboitizLand's successful track record in traditional retail formats provide a positive outlook for its largest commercial project to date, The Outlets at Lipa. Although relatively new in this segment, it was able to successfully implement new retail formats in locations it already serves. However, traditional big-box retail companies such as SM and Vista Land remain market leaders in the commercial business and are considered as our main competitors in this segment. While SM caters to all market classes, AboitizLand caters to the broad C to the upper B market currently focusing on the latter for its offerings at The Outlets.

Lastly, the industrial parks continue to serve as key hubs for economic activity. With its expertise, AboitizLand looks to further capitalize on these hubs not only by expanding its industrial footprint, but also through the development of recurring revenue businesses and residential communities adjacent to its industrial areas. Through this approach, AboitizLand looks to transform these industrial spaces into thriving townships. Among the national developers in the country, Ayala Land, Vista Land, and Megaworld are the main proponents of township developments. With their years of experience and land banks around the country, they remain AboitizLand's competitors in this segment. Similar to the residential and commercial business, AboitizLand caters to several markets that encompass its township developments. For example, The Villages at Lipa caters to mid – to upper-mid-market residents, *The Outlets* at Lipa serves retail customers, while Lima Technology Center is home to industrial locators and soon, BPO offices.

AboitizLand believes that it is a niche player and it cannot identify a competitor that operates within the same market in the same scale (i.e. niche horizontal residential market). However, its share of total residential real estate sales in 2021, without distinction between horizontal and vertical markets, is 0.94%.

e) Sources of Raw Materials

AboitizLand and its Subsidiaries have a broad base of suppliers, both local and foreign. They are not dependent on one or a limited number of suppliers.

f) Major Customers

AboitizLand’s residential projects currently targets a diverse base of customers, ranging from the middle to upper income bracket. The Group’s industrial division serves various locators, with the slight exception of its industrial segment operated through CIPDI, which has commitments to Tsuneishi Holdings (Cebu), Inc. of Japan.

The Real Estate Group’s businesses are not dependent upon a single customer or a few customers that a loss of anyone would have a material adverse effect on the performance of its sales and distribution. It has no single customer that will account for 20% or more of the Group’s total sale of goods and services.

g) Patents, Copyrights, and Franchises

The Real Estate Group owns, or has pending trademark applications for the registration of intellectual property rights for various trademarks associated with their corporate names and logos. These are filed or pending at local jurisdictions.

Trademark	Registration Date	Expiration Date
ABOITIZLAND AND DEVICE, with color claim	March 11, 2020	March 11, 2030
ABOITIZLAND	April 15, 2010	April 15, 2030
THE OUTLETS	December 4, 2014	December 4, 2024
THE OUTLETS AND DEVICE, with color claim	February 26, 2015	February 26, 2025
Ajoya word mark	March 9, 2017	March 24, 2027
Ajoya device mark	March 24, 2017	March 24, 2027
Foessa word mark	March 24, 2017	March 24, 2022
Foessa device mark	June 15, 2017	March 24, 2027
Seafront Residences word mark	July 14, 2017	July 14, 2027
Seafront Residences device mark	August 10, 2017	August 10, 2027
The Outlets Logo	July 14, 2017	July 14, 2027
Seafront Villas word mark	July 14, 2017	July 14, 2027

Seafront Villas device mark	August 14, 2017	August 17, 2027
Lima Exchange word mark	December 7, 2017	December 7, 2027
Lima Exchange device mark	October 26, 2017	October 26, 2027
Lima Land word mark	April 12, 2018	April 12, 2028
Lima Land device mark	March 22, 2018	March 22, 2028
Lima Technology Center word mark	June 15, 2018	June 15, 2028
Lima Technology Center device mark	April 12, 2018	April 12, 2028
The Villages at Lipa word mark	October 16, 2018	October 16, 2028
The Villages at Lipa device mark	October 16, 2018	October 16, 2028

h) Effect of Existing or Probable Governmental Regulations

Please refer to pages 206-207 of the Prospectus.

i) Major Risk/s Involved in the Business

Risks particular to the Real Estate Group are as follows:

AboitizLand may not be able to lease its properties in a timely manner or collect rent at profitable rates or at all

AboitizLand's ability to lease sites in its development projects, including its industrial projects, could be affected by a number of factors including competition for tenants, changes in market rates, the inability to renew leases, bankruptcy of tenants, the increase in operating expenditures, and efficiency in collection, property management and tenant relations. In addition, adverse trends in the industries that are located in Aboitiz Land's commercial and industrial projects could result in lower demand for leases or the inability of existing tenants to honor their lease commitments. The inability of AboitizLand to lease spaces could materially affect its business, financial condition and results of operations.

These risks were identified by evaluating the possible financial impact to AboitizLand. Leasing out spaces and collections are some of the risks that will have a negative impact in terms of revenue and cash flow. Among others, identified risks include difficulty in leasing out existing developments to new tenants and retaining current merchants and were assessed by probability. AboitizLand manages risks by identifying possible solutions that could soften the blow of the risk impacts. In commercial developments for example, AboitizLand is pivoting to other uses of its existing developments and providing concessions to tenants to mitigate the risk of valued stakeholders pre-terminating their contracts.

AboitizLand may not be able to complete its development projects within budgeted project costs or on time or at all

Property development projects require substantial capital expenditures prior to and during the construction period for, among other things, land acquisition and construction. The construction of property projects may

take a year or longer before generating positive net cash flow through sales or pre-sales. As a result, AboitizLand's cash flows and results of operations may be significantly affected by its project development schedules and any changes to those schedules. The schedules of AboitizLand's projects depend on a number of factors, including the performance and efficiency of its third-party contractors and its ability to finance construction. Other factors that could adversely affect AboitizLand's project development schedules include:

- (a) natural catastrophes and adverse weather conditions;
- (b) changes in market conditions, economic downturns, and decreases in business and consumer sentiment in general;
- (c) delays in obtaining government approvals and permits;
- (d) changes in relevant regulations and government policies;
- (e) relocation of existing residents and/or demolition of existing constructions;
- (f) shortages of materials, equipment, contractors and skilled labor;
- (g) labor disputes;
- (h) construction accidents;
- (i) errors in judgment on the selection and acquisition criteria for potential sites; and
- (j) other unforeseen problems or circumstances.

Construction delays or failure to complete the construction of a project according to its planned specifications, schedule and budget may harm AboitizLand's reputation as a property developer or lead to cost overruns or loss of or delay in recognizing revenues and lower margins. If a property project is not completed on time, the purchasers of pre-sold units within the project may be entitled to compensation for late delivery. If the delay extends beyond a certain period, the purchasers may be entitled to terminate their pre-sale agreements and claim damages. There is no assurance that AboitizLand will not experience any significant delays in completion or delivery of its projects in the future or that it will not be subject to any liabilities for any such delays.

The occurrence of these risks and the consequence of AboitizLand's ability to develop, will only be highly likely if a project is mis-scoped. In order to mitigate these risks, AboitizLand's project development and operations plans have been and are continuously being updated. By taking lessons learned from older projects, creating standards for processes, implementing policies, and execution of the company's scope of work all the way from the acquisition stage, through the planning, launch, construction, and turn-over stages, AboitizLand is able to mitigate these risks. A consistent review of the company's project risks and management plans at each milestone project point allows the risk treatment plans to be updated in order to keep up with market and regulatory changes, as well as manage internal stakeholder or third party engagement, while maintaining project health.

INFRASTRUCTURE

Overview of the Business

The infrastructure and infrastructure-related investments of the Aboitiz Group are primarily undertaken through Aboitiz InfraCapital, Inc. and AEV CRH, the holding company of Republic Cement & Building Materials, Inc.

a) Products and Services

Aboitiz InfraCapital

Incorporated on January 13, 2015, Aboitiz InfraCapital (formerly AEV Infracapital, Inc.) is the investment vehicle of the Aboitiz Group for all infrastructure related investments. Aboitiz InfraCapital's current portfolio consists of investments in (i) water infrastructure, (ii) digital infrastructure (iii) urban mobility and transportation projects, and (iv) and economic estates.

Water Infrastructure

Aboitiz InfraCapital established itself as a provider of water supply, water distribution, wastewater treatment, and water-related infrastructure in the country through its acquisition of equity interests in (i) Apo Agua in 2015, (ii) Lima Water in 2017, and (iii) BWSI in 2017.

Apo Agua Infraestructura, Inc. (“Apo Agua”)

Incorporated on August 8, 2014, Apo Agua is a Joint Venture between AEV and JVACC. The overall objective of Apo Agua is to provide a sustainable, reliable, and safe supply of bulk water to the DCWD.

On March 17, 2015, Apo Agua entered into a Joint Venture Agreement and Bulk Water Purchase Agreement with DCWD for the Davao City Bulk Water Supply Project (“**DCBWSP**”). Apo Agua is progressing with the construction of the bulk water treatment facility. The bulk water treatment facility is expected to supply over 300 million liters of water per day, equivalent to an annual supply volume of 109.5 million cubic meters.

A unique component of the project is a pioneering innovation which utilizes the “water-energy nexus” concept. The bulk water treatment facility will be powered by its own run-of-river hydroelectric power plant.

Commencement of operations is expected in Q3 2023. Upon full completion of the DCBWSP, availability in all service connections that will be served by the project is expected to improve, with 24/7 water supply availability and adequate pressure. The project will also prevent irreversible and damaging environmental effects such as salt-water intrusion, drying-up of wells, and land subsidence brought about by over extraction of groundwater.

AEV and its wholly-owned subsidiary, Aboitiz InfraCapital, collectively own a 70% equity interest in Apo Agua.

LIMA Water Corporation (“Lima Water”)

Please refer to page 209 of the Prospectus.***Balibago Waterworks System, Inc. (BWSI)***

Please refer to pages 109-110 of the Prospectus.**Transport and Mobility**

Regional Airports

Aboitiz InfraCapital was granted original proponent status by the DOTr for its unsolicited proposal to expand, operate, and maintain the new Bohol-Panglao International Airport on September 3, 2018. Aboitiz InfraCapital believes this international airport located on the island of Panglao has significant growth prospects given Bohol’s strong tourism potential, especially with the international market. The new Bohol-Panglao International Airport replaced the old Tagbilaran Airport and was inaugurated on November 28, 2018 with an estimated capacity of 2 million passengers per annum.

On August 10, 2018, Aboitiz InfraCapital also submitted an unsolicited proposal for the upgrade, expansion, operations and maintenance of the Laguindingan Airport in Misamis Oriental, which is the gateway to the Northern Mindanao Development Corridor. On February 26, 2019, Aboitiz InfraCapital was granted original proponent status by the CAAP for its unsolicited proposal on Laguindingan Airport. The proposal involves the operations and maintenance, including the much-needed upgrade works, of the Laguindingan Airport. The airport has been operational since 2013 with a design capacity of 1.6 million passengers per annum. According to CAAP, in 2018, the Laguindingan Airport served more than 2 million passengers.

On October 7, 2019, Aboitiz InfraCapital submitted an unsolicited proposal to operate and maintain Bicol International Airport located in Daraga, Albay. The new gateway is expected to serve up to 2 million passengers per year.

The company received original proponent status for its proposal to operate and maintain the Bicol International Airport on September 7, 2021. The newly constructed airport will replace Legazpi Airport.

On September 2, 2022, Aboitiz InfraCapital entered into a share subscription and transfer agreement with Megawide Construction Corporation (“**Megawide**”) and GAIBV Airports International, B.V. (“**GAIBV**”) for Aboitiz InfraCapital to acquire a 33 and 1/3% minus 1 share equity ownership interest in GMR- Megawide Cebu Airport

Corporation (“**GMCAC**”), the developer and operator of the Mactan Cebu International Airport (MCIA). In the same agreement, Megawide and GAIBV issued exchangeable notes for the remaining 66 and 2/3 % plus 1 shares in GMCAC’s outstanding capital stock, which will mature on October 30, 2024. This transaction is aligned with Aboitiz InfraCapital’s strategic direction to build on its presence in the airport sector.

On December 16, 2022, AIC acquired a 33 and 1/3% minus 1 share stake in GMCAC from Megawide and GAIBV for a total consideration of PHP 9.5 billion. Simultaneously, Megawide and GAIBV have issued exchangeable notes to AIC for the aggregate amount of PHP 15.5 billion. The exchangeable notes will mature on 30 October 2024 and are expected to be exchanged by AIC for the remaining 66 and 2/3% plus 1 share of GMCAC’s outstanding capital stock.

Digital Infrastructure

Towers

On February 7, 2019, Aboitiz InfraCapital signed a Memorandum of Understanding with the DICT. The Memorandum of Understanding recognized Aboitiz InfraCapital as a potential common tower provider with the necessary financial and operational capability to build and efficiently power its cell sites, and will also allow Aboitiz InfraCapital to secure contracts with telco operators. Aboitiz InfraCapital signed separate MOUs with Globe Telecom, Smart Communications, Dito Telecommunity, and NOW Telecom.

Aboitiz InfraCapital has also entered into partnership agreements with Globe Telecom and DITO Telecommunity for the deployment of small cells in key cities nationwide. The sites are readily available in high-density urbanized areas like Cebu and Davao where improving network quality and services is difficult due to congestion and availability of sites. The sites will serve as complementary offerings to the macro tower sites. Together with Globe Telecom and DITO Telecommunity, the company has deployed over 400 sites to date.

On April 28, 2021, Aboitiz InfraCapital partnered with leading global private markets firm, Partners Group, acting on behalf of its clients through its portfolio company Terra Digital Philippines Corporation, to establish a telecommunications infrastructure platform called Unity Digital Infrastructure, Inc. Through Unity, Aboitiz InfraCapital and Terra Digital Philippines will build and operate passive telecommunication towers and supporting infrastructure across the country. This supports the Government’s vision to improve the country’s internet connectivity in local communities by increasing the number of cell sites of MNOs. Unity secured its Certificate of Registration as an Independent Tower Company from the DICT in February 2021. The company is targeting completion of ~1,000 sites by the end of 2022.

On December 15, 2022, Unity Digital Infrastructure Inc. signed a Sale and Purchase Agreement with Smart Communications, Inc. and Digitel Mobile Philippines, Inc., and a Master Agreement with Smart Communications, Inc. for the acquisition of 650 telecommunications towers and related passive telecommunications infrastructure for P9.2 billion, through a sale and leaseback transaction.

On May 07, 2023, Unity Digital Infrastructure Inc. signed an Asset Sale and Purchase Agreement and a Master Lease Agreement with Globe Telecom, Inc., for the acquisition of 447 telecommunications towers and related passive telecommunications infrastructure for P5.4 billion, through a sale and leaseback transaction.

Data Center

On October 5, 2022, Aboitiz InfraCapital partnered with EdgeConneX (“**ECX**”), a pioneer in global hyperlocal to hyperscale data center solutions based in the United States. The joint venture aims to address the rising data usage in the Philippines by developing a data center platform that will house cloud service providers’ IT equipment, enabling them to better support the Philippine market. The initial data center will be located in proximity to the National Capital Region and a secondary hyperscale campus is planned to be located in the Greater Manila Area.

Economic Estates

Please refer to pages 210-211 of the Prospectus.

Cement

AEV CRH Holdings, Inc. (AEV CRH) and CRH Aboitiz Holdings, Inc. (CRH Aboitiz)

AEV, in partnership with CRH plc, formed two investment vehicles for their infrastructure projects, AEV CRH and CRH Aboitiz, incorporated in July 2015. On September 15, 2015, CRH Aboitiz acquired equity interests in RCSI (formerly Lafarge Cement Services Philippines, Inc.).

AEV CRH was initially granted the option to acquire 5,174,720,568 shares of RCBM (formerly Lafarge Republic, Inc.), representing 88.85% of RCBM's outstanding capital stock in a private sale from its major shareholder. In compliance with the requirements of the Securities Regulation Code, AEV CRH conducted a mandatory tender offer to acquire the remaining shares from the minority shareholders of RCBM. On September 9, 2015, AEV CRH accepted from the public a total of 596,494,186 shares representing 10.24% of the outstanding shares of RCBM. The tendered shares brought up AEV CRH's total shares in RCBM to 99.09% as of February 29, 2016. As of May 31, 2023, AEV CRH owns 99.40% of RCBM's outstanding capital stock.

AEV CRH Holdings, Inc. is primarily engaged in the following activities as disclosed in its Articles of Incorporation: "purchase, acquire, own, lease, sell, convey, mortgage, pledge, exchange or otherwise, dispose of real and personal property whether tangible or intangible of every kind and description, including shares of stock, bonds, debentures, notes, evidences of indebtedness, and other securities, trademarks, tradenames, copyrights, patents, and other intellectual property rights, goodwill, franchise and other valuable right and interest in trade, contracts or obligations of any corporation or association, domestic, or foreign, and while the owner or holder of any such real and personal property, to receive, collect and dispose of interests, dividends, fees, royalties, charges and income arising from such property to possess and exercise in respect thereof, all the rights, powers and privileges of ownership, including all voting powers on any stocks so owned, without, however, acting as stock broker or dealer in securities, and, subject to the required approvals of the board of directors and the shareholders, to issue third party accommodations, surety, guarantees or otherwise lending of its credit to its affiliates and subsidiaries, without engaging in the guaranty or surety business."

CRH Aboitiz Holdings, Inc. is primarily engaged in the following activities as disclosed in its Articles of Incorporation: "purchase, acquire, own, lease, sell, convey, mortgage, pledge, exchange or otherwise, dispose of real and personal property whether tangible or intangible of every kind and description, including shares of stock, bonds, debentures, notes, evidences of indebtedness, and other securities, trademarks, tradenames, copyrights, patents, and other intellectual property rights, goodwill, franchise and other valuable right and interest in trade, contracts or obligations of any corporation or association, domestic, or foreign, and while the owner or holder of any such real and personal property, to receive, collect and dispose of interests, dividends, fees, royalties, charges and income arising from such property to possess and exercise in respect thereof, all the rights, powers and privileges of ownership, including all voting powers on any stocks so owned, without, however, acting as stock broker or dealer in securities, and, subject to the required approvals of the board of directors and the shareholders, to issue third party accommodations, surety, guarantees or otherwise lending of its credit to its affiliates and subsidiaries, without engaging in the guaranty or surety business."

As of March 30, 2023, AEV owns 60% and 45% equity interests in its Associates, AEV CRH and CRH Aboitiz, respectively.

Republic Cement & Building Materials, Inc. (RCBM)

Incorporated on May 3, 1955, RCBM is primarily engaged in the manufacture, development, exploitation, and sale of cement, marble and a number of other building materials, and the processing or manufacture of materials for a range of industrial or commercial purposes.

In September 2015, AEV CRH acquired a total of 99.09% equity interest in RCBM partly through private sale and partly through a mandatory tender offer. AEV CRH was required to conduct a mandatory tender offer subsequent to its acquisition of approximately 88.85% of the issued and outstanding shares of RCBM through a private sale. On January 14, 2016, RCBM filed a Petition for Voluntary Delisting with the PSE, which was approved by the PSE Board of Directors, effective on April 25, 2016.

On 26 September 2016, AEV CRH's equity interest in RCBM increased to 99.37% following the increase in the par value and decrease in its authorized capital stock. RCBM's number of shareholders also fell below 200, as a result of which it ceased to be a public company. In its Order of Revocation dated January 4, 2017, the Philippine SEC granted RCBM's application for Voluntary Revocation of Registration of Securities and Certificate of Permit to Sell Securities. As of 30 September 2019, AEV CRH's equity interest in RCBM has since increased to 99.40% through the purchase of three shares of minority shareholders.

RCBM's operating cement manufacturing plants are located in the following sites: (a) Barangay Minuyan, Norzagaray, Bulacan (Bulacan Plant); (b) Bo. Bigte, Norzagaray, Bulacan (Norzagaray Plant); (c) Bo. Mapulo, Taysan, Batangas (Batangas Plant); and (d) Barangay Dulumbayan, Teresa, Rizal (Teresa Plant). RCBM also has a cement grinding facility located in Bo. Dungo-an, Danao, Cebu (Danao Plant). RCBM serves a broad market in both the public and private sectors, including institutional cement customers, developers and contractors as well as distributors, dealers and retailers. The amount of products supplied to the Aboitiz Group is insignificant.

RCBM owned a 100% equity interest of Republic Cement Iligan, Inc. ("RCII") (formerly Lafarge Iligan, Inc.) and a 99.75% equity interest in Republic Cement Mindanao, Inc. ("RCMI") (formerly Lafarge Mindanao, Inc.). On October 1, 2020, the SEC approved the merger of RCII and RCMI, with RCMI as the surviving entity. On December 31, 2021, the SEC approved the increase in the authorized capital stock of RCMI, with RCMI issuing 20,000 redeemable preferred shares of the par value of PhP100,000.00 each to RCBM. As of December 31, 2022, RCBM's equity interest in RCMI is at 99.91%.

Republic Cement Mindanao, Inc. and Republic Cement Iligan, Inc.

RCII was incorporated on 1 June 1967 and, prior to its merger into RCMI on 1 October 2020, had the primary purpose of: to acquire, own, construct, manage and operate a cement plant for the manufacture and production of a range of cement and cement products or by-products, including any derivatives thereof, for its former Affiliate, RCMI. RCII's (now RCMI's) operating cement manufacturing plant is located in Barangay Kiwalan, Iligan City.

RCMI was incorporated on 25 May 1957 to engage and deal in the production, purchase and sale of cement, concrete and allied products; quarrying, crushing and dealing in limestone in all its forms; and mixing, processing and sale of limestone with binder of any description.

On 6 April 2018, RCMI ceased to be a public company with the grant by the SEC of its Petition for Voluntary Revocation of Registration of Securities and Certificate of Permit to Sell Securities.

Since 1999, RCMI's business operations have been concentrated mainly on cement distribution and the contracting for the manufacture of cement by its former Affiliate, RCII. Subsequent to the merger on 1 October 2020, RCMI and RCII's manufacturing and cement distribution activities have since been consolidated. RCMI serves a broad market in both the public and private sectors, including institutional cement customers, developers and contractors as well as distributors, dealers and retailers.

Republic Cement Land & Resources, Inc. (RCLR) (formerly: Luzon Continental Land Corporation)

Republic Cement Land & Resources, Inc. ("RCLR") was incorporated on 26 October 1998 primarily to acquire, develop and operate land, quarries, mining rights, buildings and other real or personal property used for mining, and process a range of ore and cement materials. RCLR was acquired by AEV CRH from Calumbuyan Holdings, Inc. on 15 September 2015. It currently leases land and supplies limestone and other raw materials to its Affiliate, RCBM.

AEV CRH owns a 100% equity interest in RCLR.

Republic Cement Services, Inc. (RCSI)

RCSI was incorporated on August 21, 2001 and is the managing company of RCBM, RCMI, and RCII. CRH Aboitiz owns a 100% equity interest in RCSI.

b) Distribution Methods

Please refer to page 213 of the Prospectus.

c) New Products and Services

Please refer to pages 213-214 of the Prospectus.

d) Competition

While market shares change constantly, the main competitors of the Republic Cement Group for its cement products consist of the cement manufacturers in the Philippines, such as Holcim Philippines, Inc., Eagle Cement Corporation, Cemex Philippines, and Taiheiyo Cement Philippines, Inc., as well as traders who import cement into the Philippines.

The Republic Cement Group’s brand names and product lines have long been respected in the local construction industry, enabling it to effectively compete in the market. The Republic Cement Group continuously innovates and improves its product lines and production efficiency, to respond to the growing needs of the quality-conscious Filipino builder.

The principal competitors of Aboitiz InfraCapital, Inc. consist of the companies that participate in the proposals and bids for infrastructure projects and sectors we pursue. These include Metro Pacific Investments Corporation, San Miguel Corporation and Filinvest Development Corporation.

Aboitiz InfraCapital's competitors include other conglomerates and their subsidiaries with particular interests in infrastructure investments, including AC Infrastructure, SMC Infrastructure, and Metro Pacific Investments Corporation. Competition in the infrastructure investments industry is primarily through competitive bids in government tenders conducted via the BOT Law or NEDA JV Guidelines. Aboitiz InfraCapital's competitive advantage lies in the Aboitiz Group's long operating experience and synergies across its business units to deliver credible and competitive bids.

The market size of these aforementioned subsidiaries cannot be determined as they are not publicly listed with the exception of MPIC with a market cap of ₱105.6 billion as of March 31, 2023. AC Infra has no disclosed net worth or revenue. SMC Infra has disclosed 2022 revenue of ₱29 billion. MPIC has disclosed 2022 revenue of ₱50.8 billion

e) Sources of Raw Materials

The principal raw materials for the manufacture of cement consist of minerals such as limestone, silica sand and shale, which are quarried from the Republic Cement Group’s or RCLR’s sites, mining claims, or purchased from local suppliers or affiliates. Cement manufacture is the result of a definite process – the crushing of minerals, grinding, mixing, calcining/sintering, cooling and adding of retarder or gypsum. Other raw materials, slag, coal, other fuel and spare parts are obtained locally and abroad.

The Republic Cement Group is not dependent upon one or a limited number of suppliers for essential raw materials.

Energy Requirements

Cement manufacture is an energy-intensive process requiring reliable and affordable power supply for uninterrupted production. The operating plants source their power requirements from the following power providers:

Company	Location	Power Provider
---------	----------	----------------

RCBM	Bulacan, Norzagaray, Teresa and Batangas Plants	Adventenergy, Inc. and Masinloc Power Partners Co. Ltd.
	Danao Plant	Adventenergy, Inc.
RCMI	Barangay Kiwalan, City of Iligan, Province of Lanao del Norte	Power Sector Assets and Liabilities Management Corporation and PowerSource Philippines Energy, Inc.

The Republic Cement Group has its own generator sets in most of its operating plants to provide back-up power in case of power shortage or interruptions or poor power quality. In November 2014, RCII entered into a PSA with PowerSource Philippines Energy, Incorporated (PSPEI), wherein RCII invested in PSPEI as a minority shareholder. This PSA is effective upon financial close of the PSPEI's financing for the development, construction and operation of the power plant which will supply power to RCII, with a term of fifteen years commencing from the date of commercial operations.

Aboitiz Infracapital Group is not dependent upon one or a limited number of suppliers for essential raw materials and has supply transactions for goods and services with multiple suppliers.

f) Major Customers

Please refer to page 215 of the Prospectus.

g) Patents, Copyrights, and Franchises

Please refer to page 215 of the Prospectus.

h) Major Risk/s Involved in the Business

Please refer to page 215-216 of the Prospectus.

i) Effect of Existing and Probable Governmental Regulations on the Business

Please refer to page 216 of the Prospectus

AMOUNT SPENT ON RESEARCH AND DEVELOPMENT ACTIVITIES

Please refer to page 216 of the Prospectus.

COSTS AND EFFECTS OF COMPLIANCE WITH ENVIRONMENTAL LAWS

Please refer to page 216 of the Prospectus.

EMPLOYEES

On the parent company level, AEV has a total of 262 employees as of March 31, 2023, composed of executives, managers, supervisors, and rank and file employees. There is no existing CBA covering AEV's employees.

To the best of the Company's knowledge the following table provides a breakdown of total employee headcount per SBU, divided by function, as of March 31, 2023:

Employees								
Number of Employees	AEV Corporate	UnionBank and Subsidiaries	Pilmico and Subsidiaries	AboitizLand and Subsidiaries	Gold Coin and Subsidiaries	Aboitiz InfraCapital and Subsidiaries	RCBM and Subsidiaries**	AboitizPower and Subsidiaries****
Executives	65	617	58	10	62	30	6	241

Managers	77	2,065	130	35	160	74	115	394
Supervisors	62	3,552	527	131	379	142	265	681
Rank & File	58	2,174	457	102	1,939	261	3297	2,160
TOTAL	262	8,408	1,172	278	2,540	507	683	3,476
Unionized Employees**	N/A	1,442*	30	N/A	1,058	N/A	479	364
Expiry of CBA	N/A	<u>UBP: 2025</u> <u>CSB: 2025</u>	May 31, 2020	N/A	<u>GCSI:</u> August 2023 <u>GCSSB:</u> February 2024 <u>AFC:</u> January 2024 GCFHN: January 6, 2023 <u>GCFD:</u> March, 2025 <u>PVC:</u> July 2023	N/A	<u>Batangas</u> Rank & File - February 2024 <u>Supervisory - June 2024</u> <u>Iligan</u> Rank & File - December 2023 <u>Supervisory - May 2024</u> <u>Teresa</u> Rank & File - October 2023 <u>Supervisory - January 2024</u> <u>Bulacan</u> Rank & File - July 2027 <u>Supervisory - December 2026</u> <u>Norzagaray</u> Rank & File - February 2025 <u>Supervisory - December 2022</u>	<u>LHC:</u> September 2022 <u>Visayan</u> <u>Electric:</u> December 2026 <u>Davao Light:</u> June 2026 <u>Cotabato</u> <u>Light:</u> June 2024 <u>SFELAPCO:</u> May 2024

* UBP Parent Bank and CSB only as of March 31, 2023
**Headcount as of December 31, 2022
***Headcount as of January 31, 2022
**** Does not include team members from GN Power

In addition to mandated statutory benefits (such as holiday pay, service incentive leave, maternity leave, paternity leave, and 13th-month pay), the Company provides benefits to its employees in the following areas: healthcare, annual leave, loans and financial assistance applicable to a variety of uses, retirement benefits to qualified employees, and productivity bonuses. Salaries and benefits are reviewed regularly and adjusted to retain current employees and attract new talent. The Company currently has no stock option plans available to its employees. As of the date hereof, the Company does not anticipate any increase in manpower within the next 12 months unless new development projects and acquisitions materially require an increase.

The Company’s employees are not unionized. They are not on strike nor are threatening to strike. The Company’s employees have neither been on strike nor have threatened to strike for the past three (3) years.

INSURANCE

Insurance is part of AEV’s enterprise-wide risk management program. AEV has diversified its insurance programs in order to create an optimized portfolio where it balances risk retention and transfer strategies. Over the years, the total cost of insurable risks has remained at a consistent level despite the expansion of its businesses. This is a direct result of the organization’s continuous improvement of its risk profile and exploration of non-traditional risk transfer programs. Insurable risks of AEV and its affiliates are covered by policies, some of which have been tested through claims settlement.

PROPERTIES

As of the date of this Preliminary Offer Supplement, there are no definite plans of acquiring properties in the next 12 months. Nonetheless, the Company plans to continually participate in future projects that become available to it and will disclose the same in accordance with the applicable disclosure rules under the SRC.

There are no mortgages, liens, or encumbrances over the properties of the Company.

On a consolidated basis, the property, plant and equipment of the AEV Group had a carrying value of ₱223.67 billion, ₱224.71 billion as of March 31, 2023 and December 31, 2022, respectively. Breakdown of these assets as of March 31, 2023 and December 31, 2022 is as follows:

PROPERTY, PLANT AND EQUIPMENT	1Q 2023	2022
Power Plant Equipment and Steam Field Assets	₱118,448,915	₱132,660,266
Construction in progress	14,646,021	16,046,139
Buildings, Warehouses and Improvements	63,962,743	67,286,922
Transmission, Distribution and Substation Equipment	28,023,806	27,750,107
Machinery & Equipment	12,004,306	11,968,898
Office Furniture, Fixtures and Equipment	35,015,454	16,985,009
Leasehold Improvements	838,497	3,417,209
Land and Land Improvements	4,124,630	4,105,228
Transportation Equipment	3,614,466	3,550,821
Tools and Others	2,506,793	2,293,821
Less: Accumulated Depreciation and Amortization	89,683,068	91,891,452
Accumulated Impairment	4,317,975	4,317,975
TOTAL PPE	₱189,184,588	₱189,854,993
Right-Of-Use Assets	34,490,052	34,856,727
TOTALS	₱223,674,640	₱224,711,720

Note: Values for the above table are in thousand Philippine Pesos.

Property, plant and equipment with carrying amount of ₱63.3 billion and ₱64.4 billion as of March 31, 2023 and December 31, 2022, are used to secure the Group's long-term debts. For further details refer to Note 19 (disclosure on Long-term Debts) of the attached AEV 2022 consolidated financial statements.

Please also refer to pages 218-219 of the Prospectus.

Locations of Principal Properties and Equipment of AEV Subsidiaries are as follows:

SUBSIDIARY	DESCRIPTION	LOCATION/ADDRESS	CONDITION
Cotabato Light	Industrial land, buildings/plants, equipment and machineries	Sinsuat Avenue, Cotabato City	In use for operations
Davao Light	Industrial land, buildings/plants, equipment and machineries	P. Reyes Street, Davao City: Bajada, Davao City	In use for operations
VECO	Industrial land, buildings/plants, equipment and machineries	Jakosalem Street, Cebu City and J. Panis Street, Cebu City	In use for operations
Pilmico	Industrial land, buildings/plants, equipment and machineries	Kiwalan Cove, Dalipuga, Iligan City	In use for operations
Hedcor	Hydropower plants	Kivas, Banengneng, Benguet; Beckel, La Trinidad, Benguet; Bineng, La Trinidad, Benguet; Sal-angan, Ampucao, Itogon, Benguet; and Bakun, Benguet	In use for operations
Hedcor Sibulan	Hydropower plant	Santa Cruz, Sibulan, Davao del Sur	In use for operations
Hedcor Tudaya	Hydropower plant	Santa Cruz, Sibulan, Davao del Sur	In use for operations
Hedcor Sabangan	Hydropower plant	Namatec, Sabangan, Mountain Province	In use for operations
CPPC	Bunker-C thermal power plant	Cebu City, Cebu	In use for operations
EAUC	Bunker-C thermal power plant	Lapu-Lapu City, Cebu	In use for operations
APRI	Geothermal power plants	Tiwi, Albay; Caluan, Laguna; Sto. Tomas, Batangas	In use for operations
TMI	Barge-mounted diesel power plants	Nasipit, Agusan del Norte and Barangay San Roque, Maco, Compostela Valley	In use for operations

PANC	Industrial land, buildings/plants, eqpt. & machineries	Barangay Sto. Domingo II, Capas, Tarlac	In use for operations
TMO	Barge-mounted diesel power plants	Navotas Fishport, Manila	In use for operations
GMEC	Coal-fired thermal power plant	Mariveles, Bataan	In use for operations
TVI	Land	Bato, Toledo, Cebu	For plant site
LEZ	Industrial land, buildings/plants, equipment and machineries	Lipa City and Malvar, Batangas	In use for operations
BEZ	Buildings/plants, equipment and machineries	Balamban, Cebu	In use for operations
TSI	Coal-fired thermal power plants	Davao City and Davao del Sur	In use for operations
AboitizLand	Raw land and improvements	Metro Cebu, Balamban, Cordova, Mactan, Liloan, Samar, Misamis Oriental, Davao	Existing or undergoing development; for future use
Lima Land	Raw land and improvements	Lipa and Malvar, Batangas	Existing or undergoing development; for future use
Aseagas	Raw land and improvements	Lian, Batangas	Undergoing development
PETNET	Raw land and improvements	Better Living Subdivision, Paranaque City	In use for operations
PETNET	Raw land and improvements	J. Catolico Avenue cor. Matco Road Lagao General Santos City	In use for operations
RCBM	Cement manufacturing plants	Barangay Minuyan, Norzagaray, Bulacan; Bo. Bigte, Norzagaray, Bulacan; Bo. Mapulo, Taysan, Batangas; Baranagay Dulumbayan, Teresa, Rizal	In use for operations
RCBM	Cement grinding stations	Bo. Dungo-an, Danao, Cebu	In use for operations

RCMI	Cement manufacturing plant	Baranagay Kiwalan, Iligan City, Iligan	In use for operations
------	----------------------------	---	-----------------------

International Animal Nutrition

Locations of Principal Properties and Equipment of Gold Coin Group are as follows:

SUBSIDIARY	DESCRIPTION	LOCATION/ADDRESS	CONDITION
GCKM	Livestock mill (broiler, swine and fish feeds)	Kunming, Yunnan Province, China	In use for operations
GCZZ	Livestock mill (swine, broiler, pigeon feeds and SN products)	Zhangzhou, Fujian Province, China	In use for operations
GCZH	Livestock mill (poultry, swine, floating fish feeds and SN products)	Zhuhai, Guangdong Province, China	In use for operations
GCDG	Livestock mill (poultry, swine, floating fish and pigeon feeds)	Dongguan, Guangdong Province, China	In use for operations
GCFM-BW	Livestock mill (poultry broiler feed)	West Malaysia	In use for operations
GCFM-PK	Livestock mill (poultry broiler feed)	West Malaysia	In use for operations
GCSSB	Aqua mill (shrimp feed)	Selangor, Malaysia	In use for operations
GCS	Production mill (poultry broiler and layer feed; conducts commodities trading for the region)	Sarawak, East Malaysia	In use for operations
BFF	Production mill (fish meal)	Sarawak, East Malaysia	In use for operations
GCFS	Livestock mill (poultry broiler feed)	Sabah, East Malaysia	In use for operations
GCIBKS	Livestock mill (poultry layer and broiler feed)	Bekasi, Indonesia	In use for operations
GCIMDN	Livestock mill (poultry layer and broiler feed)	Medan, Indonesia	In use for operations
GCISBY	Livestock mill (poultry layer and broiler feed)	Surabaya, Indonesia	In use for operations
GCSILPG	Aqua mill (shrimp feeds)	Lampung, Indonesia	In use for operations

GCSIBKS	Aqua mill (shrimp feeds)	Bekasi, Indonesia	In use for operations
Ayam Unggul	Breeder farm (hatchery)	Bekasi, Indonesia	In use for operations
AFC	Livestock mill (swine feed and some poultry feed; has fish production lines)	Hai Duong, North Vietnam	In use for operations
GCFHN	Livestock mill (swine feed and some poultry feed; has fish production lines)	Ha Nam, North Vietnam	In use for operations
GCFD	Livestock mill (swine feed)	Dong Nai, South Vietnam	In use for operations
GCFL	Livestock mill (poultry feed)	Colombo, Sri Lanka	In use for operations
GCST	Aqua mill (shrimp feed)	Songkhla, Thailand	In use for operations

There are no mortgages, liens, or encumbrances over the properties of the Food Group, other than as disclosed below.

Business Unit	Property	Location	Entity in whose favor the Mortgage/Lien is constituted
Apo Agua Infraestructura, Inc. (AAII)	Land, Improvements, Chattel	Davao	BPI Asset Management and Trust Corporation, in trust for: (1) Bank of the Philippine Islands; (2) China Banking Corporation; (3) Development Bank of the Philippines; and (4) Bank of Commerce

Leases

The office space occupied by AEV is leased from a third party. The lease agreement with the lessor covering the lease of office spaces in NAC Tower, BGC was renewed on June 1, 2023 with the lessor, Manta Equities, Inc. Lease rentals amount to ₱1,325.00 per square meter or a monthly lease payment of ₱11,189,095 for the Aboitiz Group occupying NAC Tower.

Please refer to Annex E of this Preliminary Offer Supplement for a list of leases of AEV's Subsidiaries.

MATERIAL CONTRACTS

In addition to the Material Contracts described in pages 221-229 of the Prospectus, AboitizPower has the following material contracts. This section is qualified in its entirety by, and should be read in conjunction with, the more detailed information found in the Prospectus. The following summary should not be considered to be a full statement of the terms and provisions of such contract. Accordingly, the following summary is subject to the full text of the contract.

AEV ₱ 20 billion Fixed Rate Bonds Due 2026 and 2029

On December 7, 2022, AEV issued fixed rate bonds (the "2022 Bonds") in two series: (a) Series A 2022 Bonds, with a term of three (3) years and six (6) months from Issue Date, and (b) Series B 2022 Bonds, with a term of seven (7) years from Issue Date.

The Series A 2022 Bonds has a fixed interest rate of 6.8725 % per annum and an optional redemption beginning on the (2nd) second year and sixth (6th) month anniversary of the Issue Date of the Series A Bonds or the immediately succeeding Banking Day if such date is not a Banking Day. On the other hand, the Series B Bonds has a fixed interest rate of 7.5321 % per annum and an optional redemption beginning on the 3rd anniversary of the Issue Date of the Series B 2022 Bonds, or the immediately succeeding Banking Day if such date is not a Banking Day. BDO Capital & Investment Corporation, BPI Capital Corporation, China Bank Capital, and First Metro Investment Corporation were appointed as joint issue managers, joint lead underwriters, and joint bookrunners while BDO Unibank, Inc. - Trust and Investments Group was appointed as Trustee.

The 2022 Bonds shall constitute the direct, unconditional, unsecured and unsubordinated Philippine Peso-denominated obligations of the Issuer and shall rank *pari passu* and ratably without any preference or priority amongst themselves and at least *pari passu* in priority of payment with all other present and future unsecured and unsubordinated obligations of the Issuer, other than (i) obligations preferred by the law, (ii) any obligation incurred by the Issuer pursuant to Section 5.2(a) of the Trust Agreement or as may be allowed by the Trust Agreement, and (iii) other Indebtedness or obligations disclosed by the Issuer to the Trustee as of Issue Date. The Bonds shall effectively be subordinated in right of payment to, among others, all of AEV's secured debts to the extent of the value of the assets securing such debt and all of its debt that is evidenced by a public instrument under Article 2244(14) of the Civil Code of the Philippines. Transfers of the Bonds shall be coursed through the Philippine Depository & Trust Corp. ("PDTC") as Registrar. Transfer and/or settlement of the Bonds shall be performed in accordance with the PDTC rules and procedures to be set by the Issuer and Registrar.

The Company is subject to the following negative covenants, among others:

- a. Encumbrances. The Issuer shall not permit any Indebtedness to be secured by or to benefit from any Lien, in favor of any creditor or class of creditors on, or in respect of, any present or future assets or revenues of the Issuer or the right of the Issuer to receive income; Provided, however that this shall not prohibit the following:
 - i. any Lien over any asset to secure: (x) payment of the purchase price or cost of leasehold rights of such asset; or (y) the payment of the cost and expenses for the development of such asset pursuant to any development made or being made by the Issuer or its Affiliate in the ordinary course of business; or (z) the payment of any indebtedness in respect of borrowed money (including extensions and renewals thereof and replacements therefor) incurred for the purpose of financing the purchase, lease, development, operation or maintenance of such asset;
 - ii. Liens or charges for current taxes, assessments, or other governmental charges which are not delinquent or remain payable, without any penalty, or the validity of which is contested in good faith by appropriate proceedings diligently pursued;
 - iii. any Lien to secure, in the normal course of the business of the Issuer or its affiliates: (x) statutory or regulatory obligations; or (y) performance of bids, tenders, contracts (other than for the repayment of borrowed money) or leases;
 - iv. any Lien to secure, in relation to a pending judicial, administrative, or arbitral proceeding, the Issuer or its affiliates' (x) surety or appeal bonds; or (y) bonds for release of attachment, stay of execution or injunction;
 - v. any Lien constituted for the purpose of securing an affiliate's obligation in connection with any contract or agreement that has been assigned to such affiliate by the Issuer;
 - vi. any Lien constituted for the purpose of securing an obligation in connection with any contract or agreement of sale of any asset by the Issuer, provided that the Lien is removed or discharged within twelve (12) months of the date of the sale of the asset;
 - vii. any Lien created over (x) deposits made by the Issuer with the proceeds of any loan facility made to it by any bank or financial institution denominated in a currency other than Philippine Pesos ("foreign currency"); or (y) financial instruments denominated in foreign currency owned by the Issuer, in each case solely for the purposes of raising an equivalent amount of indebtedness in any currency;
 - viii. any Lien on the properties and assets of the Issuer: (x) imposed by Applicable Law, such as carriers' Liens, warehousemen's Liens, mechanics' Liens, unpaid vendors' Liens, and other similar Liens arising in the ordinary course of business; (y) arising out of pledges or deposits under workmen's compensation laws, unemployment insurance, old age pensions, or other social security or retirement benefits or similar

- legislation, or retirement benefit plans of the Issuer; or (z) arising out of the set-off provision on other agreements of the Issuer relating to Indebtedness;
- ix. any Lien in favor of banks, insurance companies, other financial institutions, and Philippine government agencies, departments, authorities, corporations of other juridical entities which secure a preferential financing obtained by the Issuer under a governmental program and the aggregate principal amount of such preferential financing does not exceed Thirty-Five percent (35%) of the Issuer's total assets;
 - x. any Lien over its cash deposits, short-term cash investments, and marketable investment securities in favor of banks and other financial institutions, which secure (i) any borrowed money in connection with a Treasury Transaction in the ordinary course of business of Issuer, provided that the aggregate amount of security does not at any time exceed United States Dollars: Forty million (US\$40,000,000.00) or its equivalent; and/or (ii) standby letters of credit to be used to guarantee additional equity infusions by the Issuer in its Subsidiaries or Affiliates and/or used in the ordinary course of business of Issuer, its Subsidiaries and/or Affiliates;
 - xi. other Liens: (x) created solely by operation of law; and (y) on such other assets, whether constituted before or after the Issue Date, as may be disclosed in writing by the Issuer to the Trustee on or before the execution of this Agreement; and
 - xii. any Lien constituted over the investment of the Issuer in any of its affiliate, and whether such investment is in the form of shares, deposits or advances to guarantee or secure the obligations of the said affiliates;
 - xiii. any Lien constituted for any obligation or credit facility incurred for the purpose of pursuing any infrastructure project, energy project, power project or investment therein, whether such project is undertaken by the Issuer itself, by its Affiliates, and/or by the Issuer or its Affiliates with third parties, and whether the same is carried on separately from or integrated with any of the Issuer's existing business, or any Lien constituted by the Issuer on its right to receive income or revenues (whether in the form of dividends or otherwise) from said projects or related investments therein;

Provided that for purposes of "affiliate" as used in Section 5.2a(iii), (iv), (v), and (xii) of this Agreement, it shall refer to any Person in which the Issuer has investment, whether direct or indirect, in.

- b. **Declaration and Payment of Cash Dividends/Issuance of Share.** The Issuer shall not declare or pay any dividends to its stockholders (other than dividends payable solely in shares of its capital stock and cash dividends due on its then-outstanding preferred shares) or retain, retire, purchase or otherwise acquire any class of its capital stock, or make any other capital or other asset distribution to its stockholders, unless all payments due under the Bonds are current and updated;
- c. **Maintenance of Financial Ratios.** The Net Debt to Consolidated Equity Ratio shall not exceed 3:1.

CERTAIN LEGAL PROCEEDINGS

AEV and its Subsidiaries are currently involved in various legal proceedings in the ordinary conduct of their businesses. The Company believes that the results of these actions will not have a material effect on the Company's financial position and results of operations.

Visayan Electric, for example, received several assessments of real property taxes ("**RP Tax**") on its electric posts, transformers, wires, machineries, air-conditioning units, and water pumps. Visayan Electric consistently maintains that the electric posts, transformers, wires, machineries, air-conditioning units, water pumps and their appurtenances are not considered real properties under the Civil Code and therefore, are not lawful objects of RP Tax. Further, Section 270 of the Local Government Code of 1991 (LGC) provides that the collection of RP Tax is mandatory within five years from the date they become due, and that failure to collect the RP Tax within the said period will bar collection thereof.

Visayan Electric has availed of Cebu City's tax amnesty ordinance in settlement of its real property taxes assessment case amounting to ₱183 million covering the period from 1989 to 2019 pending before the Cebu City Assessor's Office. Visayan Electric was issued a tax certificate on January 5, 2021 clearing Visayan Electric of any and all real property taxes liabilities for all its electric poles and their attachments located in Cebu City.

The other material pending legal proceedings involving the Company and its Subsidiaries are as follows:

Luzon Hydro Corporation vs. The Provincial Government of Benguet, represented by Governor Melchor D. Diclas; Orlando T. Oidi, in his official capacity as the Provincial Assessor of Benguet Province; Imelda I. Macanes, in her official capacity as the Provincial Treasurer of Benguet Province; Bado K. Pasule, in his official capacity as the Municipal Assessor of Bakun, Benguet; and Merlita Tolito, in her official capacity as the OIC-Municipal Treasurer of Bakun, Benguet, Civil Case No. 201-CV-3558

In view of the finality of the SC's Decision in the case entitled: "*National Power Corporation vs. LHC, Banggay T. Alwis, Municipal Assessor, Manuel C. Bagayao, Municipal Treasurer of Bakun, Benguet, Erlinda Estepa, Provincial Assessor and Mauricio B. Ambanloc, Provincial Treasurer of the Province of Benguet*" docketed as GR No. 244450 and GR No. 244659, the Municipal Treasurer of Bakun issued real property tax bills for the period covering 2002 to 2019 amounting to ₱284,448,073.24 on January 16, 2020.

On February 3, 2020, LHC wrote to the Provincial Governor requesting for the amendment of the real property tax bills to align with the MOA dated December 20, 2012 by and between LHC and the Province of Benguet. In the same letter, LHC also cited Executive Order (EO) No. 88, Series of 2019, which reduced the liability for real property tax of IPPs such as LHC with BOT Agreements with Government Owned and Controlled Corporations to an amount equivalent to the tax due if computed at 15% assessment level and condoned all interest and penalties for all years up to 2018.

On September 14, 2020, LHC filed a Petition with the Regional Trial Court ("**RTC**") of La Trinidad, Benguet, praying for the issuance of a writ of mandamus to compel the Province of Benguet to comply with the provisions of the EO and recompute the real property tax liabilities of LHC. The Province of Benguet filed its Comment with Motion to Dismiss, which was denied by the RTC. The RTC also directed the parties to immediately manifest their conformity to the statement of undisputed facts, admitted documentary exhibits, and the statement of legal issues. LHC filed its Comment on January 21, 2021 while the Province filed its Compliance with Manifestation on February 5, 2021.

On March 23, 2021, a hearing was held through video conference to discuss the factual issues raised by the Province. The judge advised that an Amended Order will be issued containing the summary of admitted facts, list of admitted facts, list of admitted documents, and statement of legal issues based on the respective Comments or Manifestations filed by the parties. LHC filed its Memorandum on April 28, 2021.

On December 17, 2021, LHC received the RTC's Decision dated November 18, 2021 denying the Petition. On December 28, 2021, LHC filed with the Supreme Court a motion for extension of time, requesting a 30-day

extension from January 1, 2022, or until January 31, 2022, within which to file its Petition for Review on Certiorari.

On February 2, 2022²⁶, LHC filed its Petition for Review on Certiorari with the Supreme Court. As of January 31, 2023, the Petition is pending before the Supreme Court.

G.R. No. 210245 entitled “Bayan Muna Representative Neri Javier Colmenares, et al. vs. Energy Regulatory Commission, et al.”, Supreme Court; 19 December 2013

G.R. No. 210255 entitled “National Association of Electricity Consumers for Reforms, et al. vs. Manila Electric Company, et al.”, Supreme Court; 20 December 2013

G.R. No. 210502 entitled “Manila Electric Company, et al. v Philippine Electricity Market Corporation, et al.”, Supreme Court; 8 January 2014

On December 19, 2013, Bayan Muna representatives filed a Petition for Certiorari against ERC and the MERALCO with the Supreme Court, questioning the alleged substantial increase in MERALCO’s power rates for the billing period of November 2013, which the ERC approved, subject to confirmation and post-verification proceedings, on December 9, 2013 (the “**December 9, 2013 Order**”). The ERC, however, did not approve MERALCO’s request to recover carrying costs but directed it to file a formal application for this.

These cases raised, among others: (a) the legality of Section 6, 29 and 45 of the EPIRA; (b) the failure of ERC to protect consumers from high prices of electricity; and (c) the alleged market collusion by the Generation Companies.

These cases were consolidated by the Supreme Court, which issued a TRO preventing MERALCO from collecting the increase in power rates for the billing period of November 2013. The TRO was subsequently extended by the Supreme Court for another 60 days, or until April 22, 2014. On April 22, 2014, the Supreme Court extended the TRO indefinitely.

MERALCO filed a counter-petition impleading all Generation Companies supplying power to the WESM to prevent the Generation Companies from collecting payments on power purchased by MERALCO from the WESM. The Supreme Court ordered all power industry participants (the DOE, ERC, PEMC, PSALM and the Generation Companies) to respond to MERALCO’s counter-petition.

The Supreme Court set the consolidated cases for oral arguments on January 21, 2014 and February 4 and 11, 2014. After oral arguments, all parties were ordered to file their comments and/or memoranda. MERALCO has been prevented from collecting the differential increase of the price hike. Because of MERALCO’s counter-petition against the Generation Companies, the PEMC withheld settlement of the power purchases during the covered period.

In a Decision dated August 5, 2021, the Supreme Court (i) affirmed the December 9, 2013 Order approving Meralco’s rate increase on staggered basis, but without carrying costs; (ii) dismissed the petitions of Bayan Muna and NASECORE; and (iii) nullified the March 3, 2014 ERC Order, which imposed regulated prices in lieu of Luzon WESM prices during the relevant period.

Subsequently, ERC filed its Motion for Partial Reconsideration dated July 19, 2022. Bayan Muna and NASECORE also filed their Motions for Reconsideration.

The risk involved in this case is mainly financial, but was already mitigated when the Supreme Court issued a Resolution beyond the cut-off date, dated October 12, 2022 denying with finality the motions for reconsideration filed by the petitioners. The denial in effect upheld the earlier decision of the Supreme Court which voided the regulated price imposed by the ERC and dismissed the petitions.

The Supreme Court then issued an Entry of Judgment on 23 November 2022, which our Generation Companies received on 11 January 2023.

SC GR No. 224341 entitled Philippine Electricity Market Corporation vs Therma Mobile, Inc., Supreme Court

(CA G.R. SP No. 140177 entitled “PEMC v. Therma Mobile Inc.”, Court of Appeals, Manila

SP Proc. No. 12790 entitled “Therma Mobile Inc. v. PEMC”, Regional Trial Court Branch 157-Pasig City

PEMC ECO-2014-0009 entitled “Therma Mobile, Inc. (TMO Power Plants Units 1-4) Possible Non-Compliance with Must-Offer-Rule²⁷, Investigation Summary Report, dated 4 August 2014”)

The Enforcement and Compliance Office of the Philippines Electricity Market Corporation (“PEMC-ECO”) conducted an investigation on TMO for possible non-compliance with the Must-Offer-Rule for the period October 26, 2013 to December 25, 2013.

PEMC-ECO concluded that TMO was non-compliant with the Must-Offer-Rule for 3,578 intervals and recommended a penalty of ₱234.9 million.

TMO filed its letter request for reconsideration on September 5, 2014, contending that it did not violate the Must-Offer-Rule because its maximum available capacity was limited to 100 MW due to: (a) the thermal limitations of the old TMO 115-kV transmission line, and (b) the technical and mechanical constraints of the old generating units and the component engines of the TMO power plants which were under various stages of rehabilitation.

In its letter dated January 30, 2015, the PEMC Board of Directors (“PEMC Board”) denied TMO’s request for reconsideration and confirmed its earlier findings of 3,578 counts of breach of the Must-Offer-Rule and sustained the imposition of financial penalties amounting to ₱234.9 million on TMO. According to the PEMC Board, the penalties will be collected from TMO through the WESM settlement process.

TMO maintains that there is no basis for the PEMC decision. TMO did not withhold any capacity for the period covered, as it was physically impossible for TMO to transmit more than 100 MW to MERALCO. Although TMO’s rated capacity is 234 MW (net), it could only safely and reliably deliver 100 MW during the November and December 2013 supply period because of limitations of its engines and the 115-kV transmission line. This temporary limitation of TMO’s plant was confirmed during a dependable capacity testing conducted on November 21, 2013. At this period, TMO’s engines and transmission lines were still undergoing rehabilitation after having been non-operational for the five (5) years.

On February 13, 2015, TMO filed a Notice of Dispute with the PEMC to refer the matter to dispute resolution under the WESM Rules, WESM Dispute Resolution Market Manual and the ERC-PEMC Protocol.

On February 16, 2015, TMO filed an Urgent Petition for the Issuance of Interim Measures of Protection for the Issuance of a Writ of Preliminary Injunction with prayer for Temporary Order of Protection before the Pasig City RTC. In its Order dated February 24, 2015, the RTC granted TMO a 20-day temporary order of protection and directed PEMC to (a) refrain from demanding or collecting the amount of ₱234.9 million as financial penalty; (b) refrain from charging interest on the financial penalty and having the same accrue; and (c) refrain from transmitting PEMCECO’s investigation report to the ERC. TMO posted a bond in the amount of ₱234.9 million to answer for any damage that PEMC may suffer as a result of the Order. On April 1, 2015, the RTC rendered a Decision in favour of TMO. PEMC filed a Petition for Review with Prayer for Temporary Restraining Order and/or Writ of Preliminary Injunction before the Court of Appeals (“CA”) which sought to reverse and set aside the Decision of the RTC.

On December 14, 2015, the CA rendered a Decision denying PEMC’s Petition for Review and affirming the April 1, 2015 Decision of the RTC in favour of TMO.

²⁸ ACO, the major shareholder of Aboitiz Equity Ventures Inc., is a corporation wholly-owned by the Aboitiz family. No single stockholder, natural or juridical, owns 5% or more of the shareholdings of ACO.

On June 6, 2016, PEMC filed a Petition for Review on Certiorari with the Supreme Court to assail the December 14, 2015 CA Decision. On November 14, 2016, TMO filed its Comment to PEMC's Petition for Review. In its Motion for Leave to File Reply to Comment dated December 9, 2016, PEMC prayed with the Supreme Court that it be granted leave to file its Reply. On June 1, 2017, TMO received the Supreme Court Notice dated March 29, 2017 with an attached Resolution. In the Resolution, the Supreme Court noted TMO's Comment and PEMC's Reply.

As of September 30, 2022, PEMC's Petition is still pending before the Supreme Court.

On April 18, 2023, TMO received PEMC's Memorandum, which it filed pursuant to the Supreme Court's Resolution dated December 7, 2022. TMO has yet to file its own memorandum as it has yet to receive a similar resolution directing the filing thereof from the Supreme Court.

The risk in this case relates to the possible assessment by PEMC of a ₱234 million penalty for the alleged violation of the must-offer rule. This financial risk is not material at AEV level. In any case, the mitigating factors for this case would include the court's stance in favor of alternative modes of dispute resolution. In addition, TMO ensures that it is ably represented in the legal proceedings, and is ready to defend its position (which is that the penalty should not have been imposed because TMO faced technical and mechanical constraints during the relevant billing period) and is availing of legal remedies available to it.

Regulated Price Case (Energy Regulatory Commission vs. San Miguel Energy Corporation, et al, G.R. Nos. 246621-30, and Manila Electric Company vs. San Miguel Energy Corporation, et al, G.R. Nos. 247352-61) Petition for Review on Certiorari, Supreme Court;

Consolidated Regulated Price Case against the Energy Regulatory Commission, Petition for Review on Certiorari, Court of Appeals, Manila;

ERC Case No. 2014-021 MC entitled "In the Matter of the Prices in the WESM for the Supply Months of November and December 2013 and the Exercise by the Commission of its Regulatory Powers to Intervene and Direct the Imposition of Regulated Prices therein without Prejudice to the On-going Investigation on the Allegation of Anti-Competitive Behavior and Possible Abuse of Market Power Committed by Some WESM Participants" 28 March 2014

The ERC conducted an investigation on the alleged collusion by the Generation Companies to raise the WESM prices. Subsequently, the ERC issued an Order in ERC Case No. 2014-021 MC dated March 3, 2014 (the "**ERC Order**"), declaring as void the Luzon WESM prices during the November and December 2013 supply months. The ERC also declared the imposition of regulated prices for such billing periods and directed the PEMC to calculate the regulated prices and implement the same in the revised November and December 2013 WESM bills of the concerned distribution utilities in Luzon, except for MERALCO whose November 2013 WESM bill was maintained in compliance with the TRO issued by the Supreme Court.

Pursuant to the ERC Order, on March 18, 2014, the PEMC issued adjusted billing statements for all generators trading in the WESM, including Cebu-based EAUC and CPPC, recalculating the WESM prices.

The Company's affiliates and subsidiaries, APRI, TLI, TMO, AESI, AdventEnergy, SN Aboitiz Power-Magat, SN Aboitiz Power-Benguet, CPPC and EAUC filed their respective Motions for Reconsideration, questioning the validity of the ERC Order on the ground of lack of due process, among others.

The ERC, in its Order dated October 15, 2014, denied said Motions for Reconsideration. SN Aboitiz Power-Benguet, SN Aboitiz Power-Magat, APRI, TLI, and TMO filed their Petitions for Review (the "**Petitions**") before the CA on November 19 and 24 and December 1 and 4, 2014, respectively. The CA ordered the consolidation of the Petitions on October 9, 2015.

On November 7, 2017, the CA granted the Petitions. The CA declared null and void ERC's Orders dated March 3, 2014, March 27, 2014, May 9, 2014 and October 15, 2014 (the "**ERC Orders**"), and the Luzon WESM market prices in November and December 2013 were declared valid and therefore reinstated.

Thereafter, ERC and MERALCO filed their respective motions for reconsideration. Several entities also filed motions to intervene in the case. APRI, TLI and TMO filed their oppositions to the motions for reconsideration and motions to intervene. The CA denied the motions to intervene filed by several entities, which thereafter filed their motions for reconsideration. In an Omnibus Resolution dated March 29, 2019, the CA denied the motions for reconsideration filed by the ERC and MERALCO, as well as the motions for reconsideration filed by several entities that wanted to intervene in the case.

In June 2019, ERC, MERALCO and several entities filed their Petitions for Review on Certiorari with the Supreme Court, asking the latter to reverse and set aside the CA Decision dated November 7, 2017 and the CA Omnibus Resolution dated March 29, 2019. They also prayed that the Supreme Court reinstate the ERC Orders.

In September to October 2019, the SC issued Resolutions denying the Petitions for Review on Certiorari filed by several entities, including Calco Industries Inc., Paperland, Alyansa ng mga Grupong Haligi at Teknolohiya Para sa Mamamayan (AGHAM), Ateneo De Manila University, Citizenwatch, Riverbanks Dev't. Corp., Steel Angles Shapes & Sections Manufacturers, for failure to show any reversible error on the part of the CA in promulgating the Decision dated November 7, 2017 and Omnibus Resolution dated March 29, 2019 with respect to their motions.

In a Resolution dated September 11, 2019, the SC required respondents to file their Comments to ERC's Petition for Review on Certiorari. On January 28, 2020, TMO and TLI filed their Consolidated Comment (to the Petition for Review on Certiorari dated June 13, 2019); whereas APRI filed its Comment (on the Petition for Review on Certiorari dated June 13, 2019) on February 11, 2020.

In a Resolution dated February 10, 2020, the SC required respondents to file their Comments on MERALCO's Petition for Review on Certiorari dated June 13, 2019. On July 9, 2020, APRI filed its Comment. On even date, TLI and TMO also filed their Consolidated Comment on MERALCO's Petition.

As of September 30, 2022, ERC's and MERALCO's Petitions are still pending before the Supreme Court.

Similar to the Bayan Muna case, the risk involved in this case is mainly financial but which was already mitigated when the Supreme Court issued a Resolution beyond the cut-off date, dated October 12, 2022 denying with finality the motions for reconsideration filed by the petitioners. The denial in effect upheld the earlier decision of the Supreme Court which voided the regulated price imposed by the ERC and dismissed the petitions.

MARKET FOR ISSUER'S COMMON EQUITY AND RELATED STOCKHOLDER MATTERS

MARKET INFORMATION

AEV's common shares are traded in the Philippine Stock Exchange, Inc.

The high and low stock prices of AEV's common shares are as follows:

	2023		2022	
	High	Low	High	Low
First Quarter	60.00	47.25	65.15	52.35
Second Quarter	57.45	50.45	60.00	44.85
Third Quarter	n.a	n.a	61.95	45.95
Fourth Quarter	n.a	n.a	58.45	57.40

The closing price of AEV common shares, as of June 30, 2023 is ₱54.40 per share.

HOLDERS

As of March 31, 2023, AEV has [8,297] stockholders of record, including PCD Nominee Corporation (Filipino) and PCD Nominee Corporation (Foreign). Common shares outstanding as of the same date were [5,630,225,457] shares.

The top 20 stockholders of AEV as of June 30, 2023 are as follows:

	STOCKHOLDER	NATIONALITY	COMMON SHARES	% OF TOTAL COMMON SHARES ISSUED
1	Aboitiz & Company, Inc.	Filipino	2,735,600,915	48.59%
2	PCD Nominee Corporation (Filipino)	Filipino	1,067,542,404	18.96%
3	Ramon Aboitiz Foundation Inc.	Filipino	426,804,093	7.58%
4	PCD Nominee Corporation (Non-Filipino)	Non-Filipino	324,357,726	5.76%
5	Sanfil Management Corporation	Filipino	120,790,211	2.15%
6	Windemere Management & Development Corporation	Filipino	49,666,352	0.88%
7	Donya 1 Management & Development Corporation	Filipino	43,136,359	0.77%

8	Bauhinia Management Inc.	Filipino	41,148,120	0.73%
9	Morefund Management & Development Corporation	Filipino	40,000,000	0.71%
10	Anso Management Corporation	Filipino	30,369,707	0.54%
11	MYA Management & Development Corporation	Filipino	22,494,414	0.40%
12	Luis Miguel O. Aboitiz	Filipino	20,092,133	0.36%
13	Guada Valley Holdings Corporation	Filipino	17,688,445	0.31%
14	Parraz Development Corporation	Filipino	14,483,067	0.26%
15	Dominus Capital Inc.	Filipino	11,600,000	0.21%
	FMK Catpial Partners Inc.	Filipino	11,600,000	0.21%
16	Arrayanes Corporation	Filipino	10,750,070	0.19%
17	UnionBank TISG For IMA#PH3Q201 692	Filipino	8,709,900	0.15%
18	Les Folatieres Holdings Inc.	Filipino	8,056,119	0.14%
19	Ramjay Management & Dev. Corp	Filipino	7,826,493	0.14%
20	Era Management & Development Corporation	Filipino	7,697,658	0.14%
	SUB-TOTAL		5,020,414,186	89.17%
	Other Stockholders		609,811,271	10.83%
	TOTAL SHARES		5,630,225,457	100.00%
	NET ISSUED AND OUTSTANDING SHARES		5,630,225,457	100.00%

DIVIDENDS

The cash dividends declared by AEV to common stockholders from fiscal year 2021 to the first quarter of 2023 are shown in the table below:

Year	Cash Dividend Per Share	Declaration Date	Total Declared	Record Date	Payment Date
1 st quarter 2023 (regular)	₱1.47	03/03/2023	₱8.28 billion	3/17/2023	3/30 2023

2022 (regular)	₱1.62	03/04/2022	₱9.12 billion	03/18/2022	03/30/2022
2021 (regular)	₱0.91	03/05/2021	₱5.12 billion	03/19/2021	03/31/2021

Please also refer to page 236 of the Prospectus.

In a special meeting held on January 11, 2007, the Board approved the policy of distributing at least 1/3 of its previous year's earnings as cash dividends to its stockholders for subsequent years. There are no restrictions that limit the payment of dividends on common shares to stockholders of record as of September 30, 2022.

Under the Trust Agreements covering the 2013 Bonds, the 2015 Bonds, 2019 Bonds, 2020 Bonds and the 2021 Bonds, the Company shall not declare or pay any dividends to its stockholders (other than dividends payable solely in shares of its capital stock and cash dividends due on its then-outstanding preferred shares) or retain, retire, purchase or otherwise acquire any class of its capital stock, or make any other capital or other asset distribution to its stockholders, unless all payments due under the 2013 Bonds, 2015 Bonds, 2019 Bonds, 2020 Bonds and the 2021 Bonds are current and updated. As of the date of this Preliminary Offer Supplement, all payments due under the 2013 Bonds, 2015 Bonds, 2019 Bonds, 2020 Bonds and the 2021 Bonds are current and updated.

RECENT SALES OF UNREGISTERED OR EXEMPT SECURITIES, INCLUDING RECENT ISSUANCE OF SECURITIES CONSTITUTING AN EXEMPT TRANSACTION

AEV does not have any recent sales of unregistered or exempt securities including recent issuances of securities constituting an exempt transaction.

MANAGEMENT'S DISCUSSION AND ANALYSIS OR PLAN OF ACTION OF FINANCIAL CONDITION AND RESULTS OF OPERATIONS

The following discussion and analysis of the financial condition and results of operations of Aboitiz Equity Ventures Inc. ("AEV," the "Company", or the "Parent Company") and its subsidiaries (collectively, the "Group") should be read in conjunction with the unaudited condensed consolidated financial statements and accompanying disclosures set forth elsewhere in this report.

The Group's operating segments are as follows: a.) Aboitiz Power Corporation and subsidiaries (collectively, the "Power Group"), b.) Banking and Financial Services, c.) Pilmico Foods Corporation and subsidiaries, and Pilmico International Pte. Ltd. and subsidiaries (collectively, the "Food Group"), d.) Aboitiz InfraCapital Inc. and its Subsidiaries and Republic Cement Group (collectively, the "Infrastructure Group"), and e.) AboitizLand, Inc. and its Subsidiaries (collectively, the "Real Estate Group").

The Company has no known direct or contingent financial obligation that is material to the Company, including any default or acceleration of an obligation. There were no contingent liabilities or assets in the Company's balance sheet. For the details on the material off-balance sheet transactions, arrangements, obligations, and other relationships of the company please refer to Note 25 of the unaudited interim consolidated financial statements and Note 40 of the consolidated audited financial statements.

There are no known trends, events, material changes, seasonal aspects or uncertainties that are expected to materially affect the Company's continuing operations.

Prospective investors should read this discussion and analysis of the Company's consolidated financial condition and results of operations in conjunction with the consolidated financial statements and the notes thereto set forth elsewhere in this report.

TOP FIVE KEY PERFORMANCE INDICATORS

Management uses the following indicators to evaluate the performance of AEV and its subsidiaries:

1. EQUITY IN NET EARNINGS OF INVESTEEES

Equity in net earnings (losses) of investees represents the Group's share in the undistributed earnings or losses of its associates and joint ventures for each reporting period subsequent to the acquisition of the said investment. This account reflects the result of the operating performance of Associates and Joint Ventures and indicates its contribution to the Group's consolidated net income.

Manner of Computation: Investee's Net Income (Loss) x Investor's % ownership - Goodwill Impairment Cost

2. EARNINGS BEFORE INTEREST, TAXES, DEPRECIATION & AMORTIZATION (EBITDA)

The Company computes EBITDA as earnings before extraordinary items, net finance expense, income tax provision, depreciation and amortization. It provides management and investors with a tool for determining the ability of the Group to generate cash from operations to cover financial charges and income taxes. It is also a measure in evaluating the Group's ability to service its debts and to finance its capital expenditure and working capital requirements.

3. CASH FLOW GENERATED

Using the Statement of Cash Flows, management determines the sources and usage of funds for the period and analyzes how the Group manages its profit and uses its internal and external sources of capital. This aids management in identifying the impact on cash flow when the Group's activities are in a state of growth or decline, and in evaluating management's efforts to control the impact.

4. CURRENT RATIO

Current Ratio is a measurement of liquidity, calculated by dividing total current assets by total current liabilities.

It is an indicator of the Group's short-term debt-paying ability. The higher the ratio, the more liquid the Group is.

5. NET DEBT-TO-EQUITY RATIO

Net Debt-to-Equity Ratio indicates how leveraged the Group is. It compares assets provided by creditors to assets provided by shareholders. It is determined by dividing total interest-bearing debt less cash by total equity.

KEY PERFORMANCE INDICATORS (KPI)

(Amounts in thousands except financial ratio data)

	JAN-MAR 2023	JAN-MAR 2022
EQUITY IN NET EARNINGS OF INVESTEES	₱6,563,049	₱2,415,017
EBITDA	17,944,199	13,059,397
CASH FLOW GENERATED:		
Net cash flows from operating activities	18,665,303	10,283,323
Net cash flows from (used in) investing activities	10,737,940	(24,465,215)
Net cash flows used in financing activities	(27,576,914)	(26,517,739)
Net increase (decrease) in Cash & Cash Equivalents	1,826,329	(40,699,631)
Cash & Cash Equivalents, Beginning	101,526,260	147,534,035
Cash & Cash Equivalents, End	101,965,749	107,520,686
	MARCH 31, 2023	DECEMBER 31, 2022
CURRENT RATIO	1.8	1.9
NET DEBT-TO-EQUITY RATIO	0.7	0.7

Equity earnings in investees increased by 172% from ₱2.4 billion during the first three months of 2022 to ₱6.6 billion during the first three months of 2023. The increase was mainly due to fresh contribution from GNPowder Dinginin Ltd. Co. (GNPD).

Consolidated EBITDA increased by 37% from ₱13.1 billion during the first three (3) months of 2022 to ₱17.9 billion during the first three (3) months of 2023. The increase was due to higher EBITDA of the Power Group driven by fresh contributions from GNPD Units 1 and 2, higher availability across the AboitizPower's generation portfolio and higher water inflows into its hydropower plants.

Net Debt-to-Equity ratio as of 31 March 2023 remained at end-2022 level of 0.7x. The Current Ratio as of March 31, 2023 was at 1.8x, a decline from the end-2022 level of 1.9x.

REVIEW OF JANUARY-MARCH 2023 OPERATIONS COMPARED TO JANUARY-MARCH 2022

RESULTS OF OPERATIONS

For the three-month period ended 31 March 2023, AEV and its Subsidiaries posted a net income attributable to the equity holders of Parent Company ("Net Income to Equity Holders of AEV") of ₱4.0 billion, a 2% increase year-on-year ("YoY"). This translated to earnings per share of ₱4.41 for the period. The Power Group accounted for the bulk of the income contributions to AEV at 73%, followed by the Banking and Financial Services, Real Estate, Infrastructure, and Food Groups at 33%, 2%, 1%, and -10%, respectively.

During the first three months of 2023, the Group generated non-recurring losses of ₱594 million compared to ₱741 million gains for the corresponding period in 2022 due to the revaluation of US dollar cash and liquid financial instruments. Without these one-off losses, the Group's core net income for the first three months of 2023 was

₱4.6 billion, 44% higher YoY. AEV recorded consolidated EBITDA of ₱17.9 billion during the first three months of 2023, a 38% increase from ₱13.0 billion recorded in the same period in 2022.

MATERIAL CHANGES IN LINE ITEMS OF REGISTRANT'S STATEMENTS OF INCOME AND OF COMPREHENSIVE INCOME

The following discussion describes material changes in the line items of the Company's statement of income and of comprehensive income for the three months ended 31 March 2023 compared to the three months ended 31 March 2022.

Revenues

Sale of Power

The Group's revenue from sale of power increased by 36%, or ₱12.9 billion, from ₱35.7 billion in the three months ended 31 March 2022 to ₱48.6 billion in the three months ended 31 March 2023. The increase was primarily attributable to higher plant availability across the Power Group's generation portfolio. The Group's sale of power comprised 57% and 64% as a percentage of total revenues in both the three months ended 31 March 2022 and 31 March 2023, respectively.

Sale of Goods

The Group's revenue from sale of goods decreased by 1%, or ₱0.2 billion, from ₱25.1 billion in the three months ended 31 March 2022 to ₱25.0 billion in the three months ended 31 March 2023. The decrease was primarily due to lower sales volume for the Food Group. The Group's sale of goods comprised 40% and 33% as a percentage of total revenues in the three months ended 31 March 2022 and 31 March 2023, respectively.

Real Estate

The Group's revenue from real estate increased by 13%, or ₱0.2 billion, from ₱1.2 billion in the three months ended 31 March 2022 to ₱1.3 billion in the three months ended 31 March 2023. The increase was primarily attributable to Lima Land Inc.'s higher commercial lot sales. As a percentage of total revenues, the Group's revenue from real estate comprised 2% in both the three months ended 31 March 2022 and 31 March 2023.

Other Revenues

The Group's combined revenue from the sale of swine, service fees and other sources increased by 105% or ₱0.5 billion, from ₱0.4 billion in the three months ended 31 March 2022 to ₱0.9 billion in the three months ended 31 March 2023. This was mainly due to higher swine sales volume. As a percentage of total revenues, the Group's other revenues comprised 1% in both the three months ended 31 March 2022 and 31 March 2023.

Costs and Expenses

Cost of Generated and Purchased Power

The Group's cost of generated and purchased power increased by 50%, or ₱11.3 billion, from ₱22.5 billion in the three months ended 31 March 2022 to ₱33.9 billion in the three months ended 31 March 2023. The increase was primarily attributable to higher volume of power generated and higher purchased power rates. As a percentage of total costs and expenses, the Group's cost of generated and purchased power comprised 41% and 49% in the three months ended 31 March 2022 and 31 March 2023, respectively.

Cost of Goods Sold

The Group's cost of goods sold increased by 6% or ₱1.4 billion, from ₱22.2 billion in the three months ended 31 March 2022 to ₱23.7 billion in the three months ended 31 March 2023. The increase was primarily attributable to higher cost of raw materials inventory of the Food Group. As a percentage of total costs and expenses, the Group's cost of goods sold comprised 40% and 34% in the three months ended 31 March 2022 and 31 March 2023, respectively.

Operating Expenses

The Group's operating expenses increased by 8% or ₱0.8 billion, from ₱9.6 billion in the three months ended 31 March 2022 to ₱10.4 billion in the three months ended 31 March 2023. The increase was primarily attributable to higher (i) personnel costs, (ii) professional fees, (iii) taxes and licenses, (iv) insurance of the Group's power plants, and (v) depreciation and amortization. As a percentage of total costs and expenses, the Group's operating expenses comprised 18% and 15% in the three months ended 31 March 2022 and 31 March 2023, respectively.

Cost of Real Estate Sales

For the three months ended 31 March 2023, the Group's cost of real estate increased by 33% or ₱0.2 billion, from ₱0.6 billion in the three months ended 31 March 2022 to ₱0.8 billion in the three months ended 31 March 2023. The increase was mainly driven by higher real estate sales. As a percentage of total costs and expenses, the Group's other costs and expenses comprised 1% in both the three months ended 31 March 2022 and 31 March 2023.

Operating Profit

As a result of the foregoing, the Group's operating profit decreased by 5% or ₱0.3 billion, from ₱7.5 billion in the three months ended 31 March 2022 to ₱7.1 billion in the three months ended 31 March 2023.

Income Before Income Tax

The Group's income before income tax increased by 69% or ₱4.1 billion, from ₱5.9 billion in the three months ended 31 March 2022 to ₱10.0 billion in the three months ended 31 March 2023. The increase was mainly due to higher equity earnings.

Net Income

As a result of the foregoing, the Group's Net Income to Equity Holders of AEV increased by 2% or ₱0.1 billion, from ₱3.9 billion in the three months ended 31 March 2022 to ₱4.0 billion in the three months ended 31 March 2023.

Net income attributable to non-controlling interests (NCI) for the three months ended 31 March 2023 increased to ₱4.4 billion from ₱1.4 billion in the three months ended 31 March 2022. This was primarily due to the increase in consolidated net income of AboitizPower during the first three months of 2023.

STRATEGIC BUSINESS UNITS

The following discussion describes the performance of the Group's SBUs for the three months ended 31 March 2023 compared to the three months ended 31 March 2022.

Power

For the three months ended 31 March 2023, the Power Group's contribution to Net Income to Equity Holders of AEV, before elimination of transactions within the Group, was ₱3.9 billion, a 161% increase from ₱1.5 billion in the three months ended 31 March 2022.

Before elimination of transactions within the Group, the combined contribution of AboitizPower's Power Generation and Retail Electricity Supply businesses to Net Income to Equity Holders of AEV increased by 129%, from ₱1.7 billion in the three months ended 31 March 2022 to ₱3.8 billion in the three months ended 31 March 2023. The variance was primarily due to (i) fresh contributions from GNPD, (ii) higher plant availability across AboitizPower's portfolio, and (iii) higher water inflows into AboitizPower's hydropower plants.

Capacity sold increased from 3,534 megawatts (MW) for the three months ended 31 March 2022 to 4,738 MW for the three months ended 31 March 2023. Energy sold in the three months ended 31 March 2023 increased by 44% to 8,725 gigawatt-hours (GWh) from 6,055 GWh in the same period in 2022.

Before elimination of transactions within the Group, the contribution to Net Income to Equity Holders of AEV of AboitizPower's Power Distribution Group increased by 103% from ₱386 million for the three months ended 31 March 2022 to ₱784 million for the three months ended 31 March 2023. This increase was mainly due to recoveries in demand. Energy sales increased by 8% to 1,404 GWh during the three months ended 31 March 2023 from 1,298 GWh in the three months ended 31 March 2022.

Banking & Financial Services

Union Bank of the Philippines' (UnionBank, or the "Bank") contribution to Net Income to Equity Holders of AEV increased by 33%, from ₱1.3 billion in the three months ended 31 March 2022 to ₱1.8 billion in the three months ended 31 March 2023. The increase was primarily attributable to (i) the increase in net interest income from the contribution of Citibank Philippines' (Citi) consumer business and UnionBank's strong consumer loan growth, and (ii) higher fees and other income driven by fees from the growing digital banking and card-related transactions.

Food

Before elimination of transactions within the Group, the contribution to Net Income to Equity Holders of AEV from the Food Group amounted to a loss of ₱534 million for the three months ended 31 March 2023, compared to ₱502 million income for the three months ended 31 March 2022. This was due to a weaker YoY operating performance from the Food & Nutrition and Agribusiness segments resulting from demand challenges and higher raw material costs. This was worsened by higher interest expense from higher interest rates and loan borrowings.

Real Estate

The contribution of AboitizLand to Net Income to Equity Holders of AEV for the three months ended 31 March 2023, before elimination of transactions within the Group, amounted to ₱127 million, a 15% decrease from ₱150 million for the three months ended 31 March 2022. This decrease was mainly due to construction-related delays, particularly in The Villages at Lipa.

Infrastructure

Before elimination of transactions within the Group, the contribution to Net Income to Equity Holders of AEV from Aboitiz InfraCapital, Inc. increased by 108% to ₱375 million for the three months ended 31 March 2023, compared to ₱180 million for the three months ended 31 March 2022. This was mainly driven by the strong performance of Aboitiz InfraCapital's economic estates business which more than doubled its income contribution YoY due to strong commercial lot sales.

RCBM's contribution to Net Income to Equity Holders of AEV amounted to a loss of ₱296 million in the three months ended 31 March 2023, compared to the ₱18 million loss in the three months ended 31 March 2022. The decrease was mainly due to lower market demand for cement from elevated inflation, high interest rates and delayed government infrastructure spending and significant increases in energy costs. Cost control measures are in place to further mitigate the impact of higher input costs.

CHANGES IN REGISTRANT'S RESOURCES, LIABILITIES AND SHAREHOLDERS' EQUITY

Assets

Consolidated assets (as of 31 March 2023 compared to 31 December 2022) decreased by 2% to ₱795.5 billion, due to the following:

- Trade and other receivables (current and noncurrent) decreased by 10% (₱55.3 billion as of 31 March 2023 compared to ₱61.6 billion as of 31 December 2022) mainly due to lower receivables of the Power and Food Groups resulting from lower revenues compared to the fourth quarter of 2022.
- Inventories decreased by 8% (₱42.6 billion as of 31 March 2023 compared to ₱46.2 billion as of 31 December 2022) mainly due to lower fuel inventory of the Power Group, and lower raw materials inventory of the Food Group.
- Other Current Assets (OCA) decreased by 35% (₱30.3 billion as of 31 March 2023 compared to ₱46.3 billion as of 31 December 2022) primarily due to the decrease in short-term cash deposits.

The above decreases were offset by the increase in:

- Investments in and Advances to Associates and Joint Ventures which increased by ₱15.9 billion (₱211.7 billion as of 31 March 2023 compared to ₱195.9 billion as of 31 December 2022) mainly due to the (i) recording of ₱6.6 billion share in net earnings of Associates and Joint Ventures, (ii) ₱6.0 billion additional investment in UnionBank, and (iii) ₱5.6 billion share in other comprehensive income (OCI) of Associates

and Joint Ventures. This increase was partially reduced by the ₱2.4 billion dividends from Associates and Joint Ventures.

Liabilities

Total Liabilities (as of 31 March 2023 compared to 31 December 2022) decreased by 2% to ₱450.4 billion due to the following:

- Lease liabilities, which includes current and non-current portions, decreased by 9% (₱25.3 billion as of 31 March 2023 compared to ₱27.9 billion as of 31 December 2022) due to Therma Luzon Inc.'s (TLI) payment on its obligation to Power Sector Assets and Liabilities Management Corporation (PSALM).
- Trade and other payables, inclusive of noncurrent portion, decreased by 7% (₱56.3 billion as of 31 March 2023 compared to ₱60.5 billion as of 31 December 2022) mainly due to the decrease of trade and fuel purchases in the Power Group brought about by lower indices.
- Income tax payable increased by 101%, from ₱556 million as of 31 December 2022 to ₱1.1 billion as of 31 March 2023, mainly due to the income tax provision during the first quarter of 2023.
- Derivative liabilities (Net of Derivative Assets, current and noncurrent) increased from ₱2.4 billion asset as of 31 December 2022 to ₱0.1 billion liability as of 31 March 2023. This was due to the Power Group's net hedging losses.
- Deferred Income Tax Liabilities (net of Deferred income tax assets) increased by 18% (₱2.3 billion as of 31 March 2023 compared to ₱2.8 billion as of 31 December 2022) mainly due to the take-up of deferred tax liabilities arising from adoption of amendments to "PAS 12, Deferred Tax related to Assets and Liabilities arising from a Single Transaction".

Equity

Equity attributable to equity holders of the parent as of 31 March 2023 remained at the same level as of 31 December 2022 amounting to ₱255.1 billion. The ₱8.3 billion cash dividends paid by AEV during the first quarter of 2023 were offset by the ₱4.0 billion net income recorded during the period and ₱4.2 billion movement in OCI.

MATERIAL CHANGES IN LIQUIDITY AND CASH RESERVES OF REGISTRANT

For the three months ended 31 March 2023, the Group continued to support its liquidity mainly from cash generated from operations, and dividends received from Associates and Joint Ventures.

Compared to the cash inflow in the three months ended 31 March 2022, consolidated cash generated from operating activities in the three months ended 31 March 2023 increased by ₱8.4 billion to ₱18.7 billion. This was mainly due to higher earnings before interest, depreciation and amortization and lower working capital requirements.

As of 31 March 2023, net cash from investing activities amounted to ₱10.7 billion compared to ₱24.5 billion used during the three months ended 31 March 2022. In the current period, ₱14.2 billion of short-term cash deposits were liquidated, partly offset by ₱6.0 billion of additional investments in UnionBank. In the same period in 2022, ₱23.0 billion was invested in short-term cash deposits to maximize interest income.

Net cash used in financing activities was ₱27.6 billion for the three months ended 31 March 2023 compared to ₱26.5 billion in the three months ended 31 March 2022. The increase in usage was largely attributed to higher cash dividend payments to NCI compared to the same period in 2022.

For the three months ended 31 March 2023, net cash inflows offset cash outflows, resulting in a slight increase in cash and cash equivalents from ₱101.5 billion as of year-end 2022 to ₱102.0 billion as of 31 March 2023.

FINANCIAL RATIOS

AEV's Current Ratio as of 31 March 2023 decreased to 1.8x from the end-2022 level of 1.9x, as current assets decreased by 11% while current liabilities decreased by 4%. Net Debt-to-Equity ratio remained at year-end 2022's 0.7:1.

OUTLOOK FOR THE UPCOMING YEAR/KNOWN TRENDS, EVENTS, AND UNCERTAINTIES WHICH MAY HAVE A MATERIAL IMPACT ON REGISTRANT

Based on information provided by Unionbank's Economic Research Unit, the Company expects the Philippines' GDP to grow by a respectable 5.6% despite global and domestic macroeconomic headwinds. Rising global monetary policy interest rates due to inflation however, still pose downside risks to this year's current outlook.

Amidst this economic backdrop, AEV expects the following outlook for its businesses.

Power SBU

AboitizPower remains focused on addressing the needs of its markets, by providing reliable supply, at a reasonable cost, and with minimal impact on the environment and communities. AboitizPower

believes that there is no single technology that completely addresses the country's energy requirements and that to address the deficiency, a mix of power generation technologies is necessary. Thus, AboitizPower continues to pursue both renewable projects and thermal technologies where and when it makes sense.

Despite increased competition in the power generation market, AboitizPower believes that it has built the foundation to sustain its long term growth, as seen in its pipeline of new power generation projects.

As part of its decarbonization journey, AboitizPower remains focused on bringing its renewable portfolio to 4,600 MW of net attributable sellable capacity by 2030, which includes 3,700MW of additional renewable energy (RE) capacity. Out of this 3,700 MW of additional RE capacity, 901 MW is composed of the following ongoing RE projects (arranged based on target commercial operations date): the PV Sinag Power Cayanga Project ("Cayanga Solar Project"); the PV Sinag Power Laoag Project ("Laoag Solar Project"); and the SN AboitizPower Magat Battery Energy Storage System Project ("Magat BESS Project").

The Cayanga Solar Project is for the construction of a 94 megawatt peak (MWp) solar power plant located in Brgy. Cayanga, Bugallon, Pangasinan. Construction activities for the control building, transmission line, switchyard, and photovoltaic (PV) module installation are ongoing with 91% project completion with lost time incident as of May 2023. The project is expected to begin commercial operations by July 2023.

The Laoag Solar Project involves the construction of a 159 MWp solar power plant located in Brgy. Laoag, Aguilar, Pangasinan. The construction activities for the PV farms, control buildings, substations, and transmission lines are ongoing. The overall project status is at 65% completion with zero lost time incidents. The first phase which has a capacity of 72 MWp is expected to be tested and commissioned by the third quarter of 2023, and the second phase with a capacity of 87 MWp will be in the first quarter of 2024.

The Magat BESS Project is for the construction of a 24 MW battery energy storage unit located in Ramon, Isabela. The engineering, procurement, and construction (EPC) contract was awarded to Hitachi Energy in March 2022, with its groundbreaking ceremony held on April 25, 2022. Construction activities, which started in August 2022, is at 96% completion and commercial operation is expected to commence in the first half of 2024.

In addition, AboitizPower has the following RE projects under development which are expected to commence commercial operations within the next three years: the (i) 150 MWp Calatrava Solar Project by Aboitiz Solar Power Inc.; (ii) 44 MWp Tarlac Solar Project by AP Renewable Energy Corporation; (iii) 84 MWp San Manuel Solar Project by PV Sinag Power; (iv) 212 MWp Olongapo Solar Project by PV Sinag Power; (v) 75 MWp Floating Solar Project by SN AboitizPower-Magat ; and (vi) 54 MW Libmanan Onshore Wind Project.

In relation to AboitizPower's existing RE capacity, the steam field operator for AP Renewables Inc. (APRI) has completed the drilling of 12 new production wells, which are currently producing a minimum 50 MW of aggregated individual well capacity. Moreover, in Tiwi, there is an initiative to convert waste heat from the geothermal brine to power a 17 MW Binary power plant. With the groundbreaking ceremony held last January 2023, construction activities and site development works are ongoing. As of April 2023, the project status was at 64% completion with zero lost time incident. It is expected to begin commercial operations by the end of 2023.

AboitizPower targets to double its net attributable sellable capacity to 9,200 MW by 2030. It also intends to achieve a 50:50 balance between its renewable ("Cleanergy") and thermal capacities, without new coal builds. This is expected to come from a portfolio of renewables and selective baseload builds.

AboitizPower aims to maximize opportunities from the implementation of the renewable portfolio standards (RPS) requirements by the DOE. In line with DOE's aspirational goal of a 35% share in renewable energy utilization by

2030, RPS is a market-based policy that mandates power distribution utilities, electric cooperatives, and retail electricity suppliers to source an agreed portion of their energy supplies from renewable energy facilities. AboitizPower will continue to pursue international opportunities, with a continued focus on renewable energy projects in wind, hydro, and solar in high growth geographic markets with acceptable regulatory environments.

AboitizPower is also optimizing its existing baseload facilities to meet critical market needs as baseload demand in the Philippines is still expected to increase in the coming years. Luzon will need an average of 600 MW year on year and AboitizPower is studying to fill some of these gaps with LNG-to-Power projects, unless a cleaner technology proves to be the more economical option.

AboitizPower fully supports the DOE's coal moratorium efforts to make the Philippine energy system more flexible, resilient, and sustainable. AboitizPower is also closely and proactively monitoring the risks associated with climate-related regulations and initiatives, including recent discussions on the early retirement of coal assets in the Philippines and Indonesia. AboitizPower, through its parent company, AEV, is the first Philippine company to sign up and commit to the Task Force on Climate-Related Financial Disclosure (TCFD) framework. AboitizPower has taken steps to proactively quantify the potential impacts of various climate regulations on its assets. AboitizPower is monitoring this risk as part of its risk management framework and is developing strategies to manage risks that are above certain risk thresholds.

Given the current state of power needs in the Philippines and the expected build progression of new plants over the next 10 years, AboitizPower believes its existing coal assets will continue to play a significant role for at least another 15 to 20 years. AboitizPower is always looking at improvements to make sure it continues to operate its assets responsibly and in compliance with all regulations.

AboitizPower believes that it is well-positioned to take advantage of opportunities arising from developments in the power industry. It expects its financial condition to give it the agility to create or acquire additional generating capacity over the next few years.

AboitizPower, together with its partners, has allotted ₱32 billion for capital expenditures in 2023, primarily for (i) the development and construction of various solar, geothermal, hydro, and wind projects, (ii) the continuous improvement of the reliability of baseload plants, (iii) and various land acquisitions, new substations, new meters for its distribution business.

AboitizPower and JERA have agreed to explore immediate collaboration in the following areas: 1) development of power projects, including LNG-to-Power projects; 2) management and sourcing of LNG fuel supply; and 3) potential participation in aspects of plant operation and maintenance.

It has been more than a year since JERA invested in AboitizPower. Both companies, AboitizPower and JERA Asia, have worked closely together in the above mentioned areas. In a recent development on February 10, 2023, AboitizPower and JERA Asia have signed a Memorandum of Understanding to commence a joint study on ammonia co-firing for the decarbonization of its AboitizPower business. Both companies will assess the feasibility of ammonia co-fired power generation and study potential development in the ammonia and hydrogen value chains in the Philippines for the decarbonization of AboitizPower.

Other known trends, events, uncertainties which may have a material impact on AboitizPower have been discussed extensively in sections of the Company's Information Statement (e.g. for an extensive discussion on regulatory issues, see Effects of Existing or Probable Government Regulations on the Business on page 77 of the AboitizPower's 2023 Definitive Information Statement).

Banking & Financial Services SBU

In 2015, the UnionBank embarked on a Digital Transformation Strategy to capitalize on the eventual shift of consumer and corporate behavior towards digital banking transactions. Since then, the Bank built the operational and organizational foundations of a digitized bank and transform the banking experience of its customers by delivering 24/7 availability, six sigma reliability, and secure and seamless processing.

The pandemic has accelerated the shift in consumer behavior towards digital and remote banking. The banking industry in general, and UnionBank in particular, experienced immense growth in electronic transactions (e.g. fund transfers, in-app bills payment, etc.), as well as increased users of digital channels and applications. UnionBank and its subsidiaries more than doubled its total number of customers from 5 million in 2019 to 12.1 million as of March

31, 2023. The Bank also observed an increase in the average daily balances of its Current Account and Savings Account (CASA) deposits from its Digital Account Opening clients ₱6,800 in 2019 to almost ₱10,000 in 2022. The Bank expects the digital trend to continue, especially as more Filipinos discover and experience the advantages of digital payments and digital banking.

In 2022, UnionBank established three pillars that solidified its thrust towards becoming a “Great Retail Bank”.

1. Acquisition of Citibank Philippines: On August 1, 2022, the Bank acquired Citi’s consumer banking business in the Philippines, which brought in close to 1 million new customers, ₱99.4 billion total assets, ₱69.4 billion loans, and ₱65.3 billion deposits. The transaction includes Citi’s credit card, personal loans, wealth management, and retail deposit businesses, as well as Citi’s real estate interests in relation to Citibank Square in Eastwood City in Bagumbayan, Quezon City, full-service bank branches, and wealth centers. The acquisition is seen to accelerate the Bank’s objective of becoming a “Great Retail Bank” given Citi’s current market leadership in the credit cards, personal loans, and wealth management businesses. For the quarter ended March 31, 2023, the acquired Citi business contributed ₱4.7 billion in core recurring revenues. It has also acquired new-to-bank customers at a rate of 17,000 per month, which is higher than pre-pandemic levels. As of March 31, 2023, its credit card and personal loans closed at ₱81.3 billion.

2. UnionDigital Bank (UnionDigital) Launch: On July 18, 2022, UnionDigital began commercial operations after securing its authority to operate from the Bangko Sentral ng Pilipinas (BSP). UnionDigital is envisioned to capture the underbanked segments of the population by offering superior customer experience with a cost-efficient infrastructure and organization. After its first five months of operations, UnionDigital registered ₱5.7 billion gross loans and ₱9.4 billion deposits in 2022. As of March 31, 2023, the digital bank’s gross loans stood at ₱9.2 billion.

3. City Savings Bank (CitySavings) Diversification: By leveraging on its market leadership and proven business model in teachers’ loan, CitySavings diversified into motorcycle loans and other personal loans beyond the Department of Education. CitySavings specifically focused on tapping the private schools, local government units and national government agencies with the aim to replicate the success of its teachers’ salary loans model in other ecosystems. In the first quarter of 2023, CitySavings acquired 30,000 new borrowers across its diversified customer base, bringing its total loans to P22.3 billion.

In addition, UnionBank has successfully shifted its business model as the its revenues now mainly come from core recurring income. For the quarter ended March 31, 2023, recurring income amounted to ₱15.7 billion, 51% higher than the same quarter last year, while net interest income increased by 43% year-on-year to ₱11.5 billion on account of higher margins and volume. Net interest margins expanded by 54 basis points to 5.2% driven by the higher proportion of consumer loans to total loans and the robust growth of low-cost CASA deposits. Moreover, the Bank’s fee and other income, excluding trading income, jumped by 82% year-on-year to ₱4.2 billion largely due to the consolidation of the acquired Citi consumer business, as well as growing customers and digital transactions.

Moreover, the Bank’s consumer gross loans comprise 57% of its total loan portfolio as of March 31, 2023, which is more than triple the banking industry average of 19%, based on the latest available data from the BSP. The Bank’s total assets closed at ₱1.1 trillion and its deposits amounted to ₱692.9 billion outstanding balance, attributed to the increased usage of the Bank’s cash management solutions and digital channels. With its fast-tracked growth during 2022, the Bank recalibrated its strategies for a bigger and bolder ambition, which is to become one of the largest and most profitable consumer banks by 2025. With the three pillars put in place, the Bank believes that it is well-positioned to leverage on the digital trends as it carries on with the commercialization program of its digital transformation.

On the road to becoming a Great Retail Bank, UnionBank’s key focus areas include: (i) growing the retail customer base through digital acquisition and deeper penetration of communities; (ii) expansion of consumer lending products across all customer income segments, in particular, the upper middle income to high net worth for the parent bank and the mid to low income segments for its subsidiaries; (iii) sustained growth in CASA in retail banking through digital accounts and in corporate banking through cash management solutions; and (iv) completion of the integration of the Citi consumer banking business. To support these initiatives, the Bank has allotted ₱5.3 billion for capital expenditures in 2023.

Food SBU

In 2022, the Food Group reorganized its businesses into two key business segments, namely; (i) Agribusiness and (ii) Food and Nutrition business. The Agribusiness segment consists of its regional animal nutrition businesses

(feed, pet food, and specialty nutrition divisions) in China, Vietnam, Thailand, Malaysia & Brunei, Indonesia, and the Philippines. Meanwhile, the Food and Nutrition business segment comprises businesses catering to the consumer segment of the value chain (flour, farms, meats, and trading divisions) in the Philippines. It also includes retail and other business-to-customer (B2C)-oriented businesses. The Food Group's reorganization will allow the company to effectively carry out its identified strategic pillars (i.e. balance, optimize and develop) through improvement in internal collaboration, increasing the speed and efficiency in execution, and capitalizing on the synergies in the business as they present themselves.

To achieve the company's vision of becoming "an integrated regional business and food company," the Food Group will (i) maintain a balanced portfolio by diversifying revenues and EBITDA across geographies, businesses, and products to increase its resilience, (ii) focus on operational excellence, cost control, and leverage on technology, and (iii) pursue building new growth platforms by investing in fast-growing and higher-margin segments of the industry. This approach will be the compass in steering the Food Group to achieve its growth targets in the coming years.

The Food Group is currently positioned as the fourth largest animal feeds producer in Southeast Asia. The Food Group, through its geographical reach in Asia Pacific, has and continues to harness synergies in distribution, localized operations, cross-selling, research and development, raw materials, and logistics cost.

The Flour division will continue employing the improved two-pronged market strategy of (i) maximizing growth potential in the Visayas region and Mindanao island, while (ii) building and developing new channels in Luzon for future exploration of new geographical territory. The flour business likewise intends to move forward in the value chain as it continues selling value-added flour products, protecting its market share and expanding into a more diversified product portfolio.

Meanwhile, the Farms division's third Breeder Farm was completed in October 2022. The new farm is expected to yield an additional capacity of 2,500 sow level and will help in the recovery of pork supply in the Philippine market. The expansion is anchored on the confidence brought about by the improved biosecurity protocols and methodology despite the presence of African swine fever (ASF) in the country. The increase in volume comes with opportunities to unlock more distribution channels and to push forward integration in the value chain.

In August 2020, the Food Group ventured into meat fabrication and opened a processing plant in Tarlac, which provided more stable profitability through selling higher-margin pork meats directly to consumers compared to live hog selling as well as augment local meat volume through importation. The meat products are sold under the house brand "The Good Meat" through different digital platforms such as Lazada, Shopee, and the Food Group's online meat store. Two new physical stores is expected to be added this year on top of the existing five physical stores, with an expected capacity of 2 metric tons per day per store. Furthermore, the Group has strengthened its position in B2C channels for the meats business, with 60 concessionaire stores and a presence in over 200 supermarkets such as Robinson's, Puregold, Shopwise, and Merrymart.

The Agribusiness segment in the Philippines seeks to solidify its market position by expanding production in Visayas and Mindanao in the next five years, as well as diversifying through continuous product developments through precise nutrition and feeding management, the introduction of pet food, and the building-up of specialty nutrition.

The Agribusiness segment overseas (Gold Coin Group) will pursue opportunities in (i) fast-growing segments like aquafeeds and (ii) attractive geographies where it has a captive market and the ability to compete. In 2022, the Gold Coin Group broke ground on a new Feed mill in Yunnan Province in China and installed a fish feed line in the Zhuhai China plant to capture the growing demand for aqua feed in the region. In the same year, a new Feed mill in Long An Province in Vietnam was also constructed, allowing it to meet the growing demand for livestock feeds in South Vietnam for years to come. The Yunnan Mill and Long An Mill will have an additional capacity of 30 tons per hour (TPH) for each mill. The new mills is expected to be fully operational by April 2024 and December 2023. During the first half of 2023, the Gold Coin Group will focus mainly on the final design and construction, while the second half will be focused on equipment installation.

These carefully selected and calibrated investments are expected to capture greater returns while steadily building a strong and diversified regional food business integrated across the business system.

Food Group has allotted almost ₱5 billion for capital expenditures in 2023; almost half of which is for feed mill expansions in China and Vietnam and the remaining for maintenance and network infrastructure and system upgrades.

Infrastructure SBU

Aboitiz InfraCapital, Inc. (Aboitiz InfraCapital)

Aboitiz Infracapital is off to a promising start to 2023 as it outperformed financial metrics for the same period last year.

The recovering economic activity brought about by the lifting of all restrictions brought about by the pandemic bodes well for the performance of our businesses. As a result, project timelines are on track, passenger traffic is increasing and business activity for current and potential locators in our industrial estates is likewise increasing.

Airports

The Mactan Cebu International Airport (MCIA) showed a promising start in the first quarter of 2023 as passenger traffic surpassed the 2 million mark which more than tripled the figure in the same period in 2022. The positive trend can be attributed to easing domestic restrictions and opening up of key international markets. With the global economy expected to stabilize despite some headwinds from inflation and other macroeconomic factors, Aboitiz Infracapital sees air travel demand to remain robust in 2023 fueled by both leisure and business demand. Aboitiz Infracapital also welcomes the initiatives, spearheaded by the Department of Tourism and other government agencies, to make traveling easier via the use of an eVisa system which will enhance connectivity and boost foreign tourism.

The increasing traffic volume figures affirms Aboitiz Infracapital's optimism on air travel and the airport business which links to the national economy and regional development. With MCIA as its "anchor asset", Aboitiz Infracapital aims to further expand its footprint in the transportation industry by building the first Philippine airport platform. Currently, Aboitiz Infracapital's proposals to undertake the rehabilitation and operations of other Philippine airports such as Laguindingan, Bohol, Bicol, Iloilo, and NAIA airports, are under evaluation by the public sector. Aboitiz Infracapital is optimistic on the prospects as the government is very receptive to private sector participation.

Digital Infra

Unity Digital Infrastructure Inc. (Unity) continued its build out in the first quarter of 2023 ending with around 200 operating macro towers and over 500 small cell poles.

Aboitiz Infracapita expects this expansion to accelerate in the coming months as towers from the PLDT sale and leaseback agreement, which was signed in 2022, are turned over to Unity. This will add 650 telecommunication towers and related passive telecommunications infrastructure for the price of ₱9.2 billion. This portfolio of towers are located in the Vis-Min regions, and is expected to drive increased digitalization in underserved areas.

Unity also recently signed an asset sale and purchase agreement and a master lease agreement with one of the country's major telecommunications companies, Globe Telecom, Inc. As part of this transaction, Unity will be acquiring 447 telecommunications towers and associated passive telecommunications infrastructure in Luzon through a sale and leaseback agreement for a consideration of ₱ 5.4 billion.

Unity plans to continue to scale up via similar transactions, if available, or by building additional towers across the country.

Water

Apo Agua Infraestructura, Inc.'s (Apo Agua) bulk water supply facility in Davao recently achieved a major milestone with the delivery of the 1st drop of water to Davao City Water District (DCWD).

With this successful milestone, Apo Agua is now gearing up for the start of full operations. Apo Agua is targeted to begin supplying up to 300 million liters of potable water to DCWD daily by June 2023.

Aboitiz Infracapital's Estate Water recently completed the solar power integration project in its sewage treatment plant which will reduce its power consumption from the grid. This year, Estate Water aims to construct another

deepwell, increasing its capacity by an additional 15% to support the requirement of LIMA Technology Center's expansion areas.

Aboitiz InfraCapital intends to use its current water portfolio, including a 16% stake in Balibago Waterworks System, Inc., as a strategic platform to build its water business. It will look into underserved highly-urbanized cities for opportunities to expand its footprint in the water space across the country.

Economic Estates

Aboitiz Infracapital's Economic Estates business has been a significant contributor to the country's economic growth. To date, it has developed 1,400 hectares of land and is home to 200 locator companies that employ 100,000 Filipinos directly.

With global economic activity picking up, Economic Estates has intensified efforts to attract global investors to set up and establish their business in the Philippines by working closely and collaboratively with national government agencies. It has also launched localized global campaigns, events, and promotions to increase brand visibility in target locations and destinations like Japan, Taiwan, and Korea.

LIMA Estate Phase 3 expansion is well underway. The Blk 9-1 expansion area, which covers 47 hectares, is now 100% complete. Meanwhile, the Blk 9-2 expansion area, which covers 57 hectares, is more than 70% complete and is set to be finished by December 2023. Recently, Aboitiz Infracapital broke ground for Phase 4 of the LIMA Estate industrial expansion.

AIC's Economic Estates have also been a catalyst and have played a pivotal role in transforming its facilities into mixed-use developments, creating vibrant communities where people can live, work, and play. Recently, it broke ground for "The Pods", a 600-bed dormitory facility that will provide a new housing option for locator employees. Moreover, LIMA Tower One is now more than 50% complete and targeted for completion by February 2024. LIMA also launched The LIMA shuttle system, electric minibuses that will help to further decarbonize LIMA Estate.

In the future, the goal is to bring the Economic Estates' multi-awarded brand to more parts of the Philippines and to continue developing new projects as well as acquiring existing ones to expand the Economic Estates portfolio.

Republic Cement and Building Materials, Inc. (RCBM)

Cement demand is estimated to have declined by 8% to 10% in the first quarter of 2023 compared to the same period in 2022. Demand has been affected by elevated inflation, delays in authorization of government projects, slowdown in property developments and unfavorable weather conditions in the VisMin area at the beginning of the year.

Demand is expected to improve in the summer months and as the government carries out its infrastructure projects. In line with its plans to keep infrastructure spending level at above 5%, the government has recently unveiled its ₱9 trillion flagship infrastructure program consisting of 194 projects. Elevated inflation and pandemic continue to present risk to economic recovery which in turn might also impact the demand in residential and non-residential segments.

RCBM remains committed to serving its key markets throughout the country with high-quality products, while improving efficiencies and reducing costs. In order to mitigate the impact of external headwinds such as elevated inflation exacerbated by the Russia-Ukraine war, Republic Cement continues to focus on operational excellence initiatives and cost control measures.

RCBM also continues to staunchly support the Philippine government's Go Lokal and Buy Lokal programs, as an industry leader and proud manufacturer of the country's best quality cement used in building a safer, greener, and stronger republic.

RCBM has allotted almost ₱1 billion for capital expenditures in 2023 mainly for major maintenance works and purchase of critical spares.

Land SBU

Aboitiz Land, Inc. (AboitizLand)

2023 marks the start of the next phase of AboitizLand’s transformation journey which it has described as its Great Trajectory. This comes on the heels of its initial Great Turnaround during the period 2021 to 2022. AboitizLand will continue to be focused on further improving all aspects of operations.

Innovation will continue to be at the core of AboitizLand’s culture. In 2023, AboitizLand expects to continue to harvest the results of its early and bold investments in its digitization strategy. Some key innovation initiatives that are in full swing include the full automation of the construction management process, the introduction of precast construction technology, the full roll out of the Vecino app, and the optimization of all digital and social media assets in harnessing leads and strengthening the brand.

AboitizLand expects that its proprietary Vecino app will remain as its competitive advantage as it launches international deployments in 2023. The app provides OFWs a reliable tool for checking their real estate investment. In March 2023, AboitizLand successfully kicked off its international sales deployment for the year in Dubai. Aboitiz Land aims to move its mid-market inventory through international clients who are able to take advantage of the weak peso.

As part of its data-centric transformation, AboitizLand is slated to launch two digitized services in its operations next quarter: Inventi, a cloud-based system that will offer different digitized services for property management operations, and Gaviti, an automated workflow solution that will streamline the collections process and accelerate cash flow generation. AboitizLand is confident that embedding these to its organization will further enhance its level of productivity for better customer satisfaction.

AboitizLand remains bullish about the property sector as residential property trends point towards a stronger preference for its residential offerings. There is a newfound appreciation for house and lots and residential lot projects, as preferences have shifted towards horizontal developments. Supported by the boom of infrastructure developments, living outside central business districts is now more possible without compromising comfort, convenience, and accessibility. The expected reduction in the need to live near central business districts bodes well for Aboitiz Land’s residential developments located in emerging centers outside the capital. In 2023, AboitizLand will launch fresh inventories as a testament of the strong market reception for its developments. Priveya Hills, an exclusive residential development in Cebu City, will see a new phase launched while in Lipa City, Batangas, a cluster of mid-rise buildings will be launched within LIMA Estate.

AboitizLand foresees that 2023 will continue to be challenging due to high inflation rates, higher interest rates, and elevated cost of materials and labor. But amidst these continuing headwinds, we remain confident in meeting our 2023 targets. With innovation and agility at the core of the organization’s culture, Aboitiz Land will navigate 2023 with a combination of caution and entrepreneurial spirit.

AboitizLand has allotted almost ₱3 billion for capital expenditures in 2023 mostly for the construction and completion of its existing projects.

Long-Term Aspiration

AEV is now well underway with its ‘Great Transformation’, a bold corporate move to put innovation at the forefront of its growth strategy and will usher the Group’s transition to becoming a ‘techglomerate’, or a conglomerate that heavily integrates technology and design thinking in all its production, services, and processes.

YEAR ENDED DECEMBER 31, 2022 COMPARED TO YEAR ENDED DECEMBER 31, 2021

KEY PERFORMANCE INDICATORS

(Amounts in thousands except financial ratio data)

	JAN-DEC 2022	JAN-DEC 2021
EQUITY IN NET EARNINGS OF INVESTEEES	₱20,781,865	₱17,245,643
EBITDA	71,175,770	67,241,938
CASH FLOW GENERATED:		
Net cash flows from operating activities	30,180,674	36,319,034

Net cash flows used in investing activities	(74,477,629)	(10,078,385)
Net cash flows from (used in) financing activities	(4,364,764)	52,988,973
Net Increase (Decrease) in Cash & Cash Equivalents	(48,661,719)	79,229,622
Cash & Cash Equivalents, Beginning	147,534,035	65,966,411
Cash & Cash Equivalents, End	101,526,260	147,534,035
	DECEMBER 31, 2022	DECEMBER 31, 2021
CURRENT RATIO	1.9	2.3
DEBT-TO-EQUITY RATIO	0.7	0.6

Equity earnings in investees increased by 21% from ₱17.2 billion during 2021 to ₱20.8 billion during 2022. The increase was due to: (i) fresh contributions from GNPD, and (ii) higher earnings of UnionBank. This was partly offset by lower earnings of RCBM) due to weaker demand for cement caused by the pre-election construction ban and post-election transition, global commodity price increase of steel, other construction materials and higher input costs of fuel and electricity. RCBM also benefited in 2021 from a one-time gain from the CREATE Act which reduced its deferred tax liabilities.

Consolidated EBITDA translated into substantial cash inflows coming from the Subsidiaries' operations. These inflows, coupled with dividends received from Associates and Joint Ventures are the main source of internally-generated funds, which are then used to finance capital expenditures, additional investments into associates, dividends and debt service payments.

With net debt increasing more than total equity during the 12 months of 2022, Net Debt-to-Equity ratio as of December 31, 2022 increased to 0.7x from end-2021's 0.6x. The Current Ratio as of December 31, 2022 was at 1.9x, a decline from the end-2021 level of 2.3x as the increase in current liabilities outpaced the increase in current assets.

REVIEW OF JANUARY-DECEMBER 2022 OPERATIONS COMPARED TO JANUARY-DECEMBER 2021

RESULTS OF OPERATIONS

For the 12-month period ended 31 December 2022, AEV and its Subsidiaries posted a net income attributable to the equity holders of Parent Company ("Net Income to Equity Holders of AEV") of ₱24.8 billion, a 9% decrease year-on-year ("YoY"). This translated to earnings per share of ₱4.41 for the period in review. The Power Group accounted for the bulk of the income contributions to AEV at 62%, followed by the Banking and Financial Services, Real Estate, Food, and Infrastructure Groups at 27%, 11%, 0%, and -1%, respectively.

During 2022, the Group generated non-recurring gains of ₱3.5 billion primarily due to the foreign exchange gains from the revaluation of dollar-denominated assets, compared to ₱527 million non-recurring gains recorded in 2021. Without these one-off losses, the Group's core net income for 2022 was ₱21.3 billion, 21% lower YoY. AEV recorded a 6% increase in consolidated EBITDA for 2022 compared to 2021, from ₱67.2 billion to ₱71.1 billion.

MATERIAL CHANGES IN LINE ITEMS OF REGISTRANT'S STATEMENTS OF INCOME AND OF COMPREHENSIVE INCOME

The following discussion describes material changes in the line items of the Company's statement of income and of comprehensive income for 2022 compared to 2021.

Revenues

Sale of Power

The Group's revenue from sale of power by Power Group increased by 44% or ₱59.6 billion, from ₱134.0 billion in 2021 to ₱193.6 billion in 2022. The increase was primarily attributable to higher availability of AboitizPower's generation units. The Group's sale of power comprised 60% and 63% as a percentage of total revenues in 2021 and in 2022, respectively.

Sale of Goods

The Group's revenue from sale of goods increased by 25% or ₱20.5 billion, from ₱83.1 billion in 2021 to ₱103.6 billion in 2022. The increase was primarily due to higher feeds selling prices. The Group's sale of goods comprised 37% and 34% as a percentage of total revenues in 2021 and in 2022, respectively.

Real Estate

The Group's revenue from real estate increased by 48% or ₱2.4 billion, from ₱4.9 billion in 2021 to ₱7.3 billion in 2022. The increase was attributable to Lima Land's higher industrial lot sales and AboitizLand's higher revenue recognition following increased construction activity for its residential business, significant site development completion, as well as increased sales with high spot cash payments. As a percentage of total revenues, the Group's revenue from real estate comprised 2% in both 2021 and in 2022.

Other Revenues

The Group's combined revenue from the sale of swine, service fees and other sources increased by 19% or ₱0.4 billion, from ₱1.9 billion in 2021 to ₱2.2 billion in 2022. This increase was mainly due to higher service fees. As a percentage of total revenues, the Group's other revenues comprised 1% in both 2021 and in 2022.

Costs and Expenses

Cost of Generated and Purchased Power

The Group's cost of generated and purchased power increased by 73% or ₱55.0 billion, from ₱75.0 billion in 2021 to ₱130.0 billion in 2022. The increase was primarily attributable to higher volume of power generated and purchased power rates driven by higher WESM prices. As a percentage of total costs and expenses, the Group's cost of generated and purchased power comprised 39% and 48% in 2021 and in 2022, respectively.

Cost of Goods Sold

The Group's cost of goods sold increased by 27% or ₱19.8 billion, from ₱73.6 billion in 2021 to ₱93.4 billion in 2022. The increase was mainly attributable to higher raw materials cost of the Food Group. As a percentage of total costs and expenses, the Group's cost of goods sold comprised 39% and 34% in 2021 and in 2022, respectively.

Operating Expenses

The Group's operating expenses increased by 11% or ₱4.4 billion, from ₱39.9 billion in 2021 to ₱44.3 billion in 2022. The increase was primarily attributable to higher personnel costs, higher depreciation and amortization expense, higher expenses for insurance and repairs and maintenance of the Group's power plants. As a percentage of total costs and expenses, the Group's operating expenses comprised 21% and 16% in 2021 and in 2022, respectively.

Cost of Real Estate Sales

For 2022, the Group's cost of real estate sales increased by 73% or ₱1.7 billion, from ₱2.3 billion in 2021 to ₱4.1 billion in 2022. The increase was mainly driven by higher real estate sales. As a percentage of total costs and expenses, the Group's cost of real estate sales comprised 1% in both 2021 and in 2022.

Operating Profit

As a result of the foregoing, the Group's operating profit increased by 6% or ₱1.9 billion, from ₱33.1 billion in 2021 to ₱35.0 billion in 2022.

Income Before Income Tax

The Group's income before income tax increased by 19% or ₱7.0 billion, from ₱37.0 billion in 2021 to ₱44.0 billion in 2022. The increase was mainly due to higher operating profit, higher equity earnings and foreign exchange gains.

Net Income

Net income attributable to non-controlling interests (NCI) for 2022 increased to ₱15.4 billion from ₱6.9 billion in 2021. This was primarily due to the increase in NCI as a result of the sale of shares of AboitizPower.

As a result of the foregoing, the Group's Net Income to Equity Holders of AEV decreased by 9% or ₱2.5 billion, from ₱27.3 billion in 2021 to ₱24.8 billion in 2022.

STRATEGIC BUSINESS UNITS

The following discussion describes the performance of the Group's SBUs for 2022 compared to 2021.

Power

For 2022, the Power Group's contribution to Net Income to Equity Holders of AEV, before elimination of transactions within the Group, was ₱14.3 billion, an 11% decrease from ₱16.0 billion in 2021.

Before elimination of transactions within the Group, the combined contribution of AboitizPower's Power Generation and Retail Electricity Supply businesses to Net Income to Equity Holders of AEV decreased by 12%, from ₱16.9 billion in 2021 to ₱14.8 billion in 2022. The variance was primarily due the lower equity ownership of AEV in AboitizPower, which offset the impact of fresh contributions from GNPD, higher availability across its portfolio, higher water inflow, and gains from commodity hedges.

Capacity sold increased from 3,742 MW for 2021 to 4,034 MW for 2022. Energy sold in 2022 increased by 16% to 30,251 GWh from 26,031 GWh in 2021.

Before elimination of transactions within the Group, the contribution to Net Income to Equity Holders of AEV of AboitizPower's Power Distribution Group decreased by 29% from ₱3.1 billion in 2021 to ₱2.2 billion in 2022. This decrease was mainly driven by the lower equity ownership of AEV in AboitizPower, which offset the impact of higher energy consumption resulting from recoveries in demand. Energy sales increased by 4% to 5,785 GWh during 2022 from 5,583 GWh in 2021.

Banking & Financial Services

UnionBank's contribution to Net Income to Equity Holders of AEV was ₱6.3 billion in 2022, which is flat YoY. UnionBank sustained the same net income level YoY due to the strong growth of its core revenues in 2022, which offset that fact that the Bank experienced extraordinary non-recurring trading gains during the first half of 2021. Net interest income increased YoY due to higher margins and volume, and fees-based income likewise grew largely due to the consolidation of the acquired Citi consumer business, as well as growing digital customer transactions.

Food

Before elimination of transactions within the Group, the contribution to Net Income to Equity Holders of AEV from the Food Group decreased to ₱14 million loss in 2022, compared to ₱2.0 billion income in 2021.

The Food and Nutrition segment, which consists of the flour, farms, meats, and trading divisions, recorded a net loss of ₱416 million in 2022, 153% lower YoY. The decrease was primarily due to (i) the impact of the African Swine Fever to the farms division, (ii) lower income tax holiday incentives recognized by the farms division in 2022 compared to the previous year, (iii) weaker margins in the flour division, and (iv) higher foreign exchange losses due to the depreciation of the Peso impacting its US Dollar denominated payables from raw material purchases.

The Agribusiness segment, which consists of the regional animal nutrition businesses (feed, petfood, and specialty nutrition), reported a net loss of ₱78 million in 2022, 107% lower YoY. The decrease was due to the recognition of unrealized foreign exchange losses from the devaluation of the Sri Lankan Rupee and goodwill impairment of the Sri Lanka and Thailand operations.

Real Estate

The contribution of AboitizLand and Lima Land to Net Income to Equity Holders of AEV in 2022, before elimination of transactions within the Group, amounted to ₱2.6 billion in 2022, which is flat YoY. The residential business had a significant increase in its revenue contribution YoY due to increased house construction activity, significant site

development completion, and strong sales with spot cash payments, which offset the gains from asset monetization and fair valuation gains on investment properties in 2021.

Infrastructure

Before elimination of transactions within the Group, the Infrastructure Group recorded a contribution to Net Income to Equity Holders of AEV amounting to ₱144 million loss in 2022, compared to ₱1.4 billion income in 2021. The decrease was mainly due to the lower contribution of the RCBM Group which amounted to a loss of ₱323 million in 2022 compared to income of ₱1.6 billion in 2022. This was mainly due to weaker demand for cement caused by the pre-election construction ban and post-election transition, global commodity price increase of steel, other construction materials and higher input costs of fuel and electricity. RCBM also benefited from a one-time gain brought about by the CREATE Act which reduced its deferred tax liabilities in 2021.

CHANGES IN REGISTRANT'S RESOURCES, LIABILITIES AND SHAREHOLDERS' EQUITY

Assets

Consolidated assets (as of December 31, 2022 compared to December 31, 2021) increased by 10% to ₱808.0 billion, due to the following:

- Trade and other receivables (current and noncurrent) increased by 27% (₱61.6 billion as of December 31, 2022 compared to ₱48.4 billion as of December 31, 2021) mainly due to higher receivables from customers of the Power, Food, and Real Estate Groups as a result of higher revenues.
- Inventories increased by 44% (₱46.2 billion as of December 31, 2022 compared to ₱32.0 billion as of December 31, 2021) mainly due to higher spare parts, supplies and fuel inventory of the Power Group, higher raw materials inventory of the Food Group, and higher real estate inventory.
- Investment Property increased by 18% (₱14.4 billion as of December 31, 2022 compared to ₱12.2 billion as of December 31, 2021) mainly due to improvements in land and ongoing construction in the properties for leasing operations, and upward fair valuation adjustments on investment properties.
- Investments in and Advances to Associates and Joint Ventures increased by ₱41.0 billion (₱195.9 billion as of December 31, 2022 compared to ₱154.8 billion as of December 31, 2021) mainly due to (i) ₱20.2 billion additional investment in UnionBank, (ii) ₱9.5 billion investment in GMCAC, (iii) ₱1.0 billion investment in other Associates, and (iv) the recording of ₱20.8 billion share in net earnings of Associates and Joint Ventures. This increase was partially reduced by the ₱5.1 billion other comprehensive losses and ₱5.3 billion dividends from Associates and Joint Ventures.
- Other Current Assets increased by 82% (₱46.3 billion as of December 31, 2022 compared to ₱25.4 billion as of December 31, 2021) primarily due to the increase in short-term cash deposits, insurance assets, restricted cash and prepaid expenses.
- Derivative Assets (net of Derivative liabilities, current and noncurrent) increased by 2191% (₱2.4 billion as of December 31, 2022 compared to ₱105 million as of December 31, 2021) mainly due to the Power Group's hedging gains.
- Intangible Assets increased by 5% (₱78.4 billion as of December 31, 2021 compared to ₱74.3 billion as of December 31, 2021) mainly due to the forex revaluation of goodwill and additions to service concession rights relating to Apo Agua Bulk Water project, partly offset by amortization of existing assets.
- Other Noncurrent Assets increased by 123% (₱33.7 billion as of December 31, 2022 compared to ₱15.1 billion as of December 31, 2021) primarily due increase in exchangeable notes as part of the GMCAC purchase, financial assets at fair value through other comprehensive income (FVOCI), and advances to contractors and projects.

The above increases were offset by the 31% decrease in cash and cash equivalents (₱101.5 billion as of December 31, 2022 compared to ₱147.5 billion as of December 31, 2021) mainly due to the movement of cash to short-term cash deposits, investments in Associates, debt servicing, and dividend payments.

Liabilities

Total Liabilities (as of December 31, 2022 compared to December 31, 2021) increased by 13% to ₱457.6 billion due to the following:

- Bank loans increased by 28% (₱45.4 billion as of December 31, 2022 compared to ₱35.4 billion as of December 31, 2021) mainly due to short-term debt availments by the Power and Food Groups during 2022.
- Long-term debt, which includes both current and noncurrent portions, increased by 12% (₱303.5 billion as of December 31, 2022 compared to ₱271.7 billion as of December 31, 2021) mainly due to the following: (i) issuance of retail bonds by AEV and AboitizPower amounting to ₱30.0 billion, and (ii) ₱35.6 billion of loan availments by Subsidiaries. This was partly offset by the prepayment of US Dollar loan of AEV International and AboitizPower, and principal payments made on existing loans during 2022.
- Long-term obligation on Power Distribution System, which includes current and noncurrent portions, decreased by 12% (₱145 million as of December 31, 2022 compared to ₱166 million as of December 31, 2021) as regular annual payments were made.
- Lease liabilities, which includes current and noncurrent portions, decreased by 19% (₱27.9 billion as of December 31, 2022 compared to ₱34.3 billion as of December 31, 2021) due to TLI's payment on its obligation to PSALM during 2022.
- Trade and other payables, inclusive of noncurrent portion, increased by 29% (₱60.5 billion as of December 31, 2022 compared to ₱46.8 billion as of December 31, 2021) mainly due the increase of trade and fuel purchases in the Power Group.
- Income tax payable increased by 45%, from ₱382 million as of December 31, 2021 to ₱556 million as of December 31, 2022 mainly due to higher taxable income.
- Customers' deposits increased by 13%, from ₱7.4 billion as of December 31, 2021 to ₱8.3 billion as of December 31, 2022, mainly due to the Power Group's receipt of bill deposits from new customers.
- Deferred Income Tax Liabilities (net of Deferred income tax assets) increased to ₱2.8 billion as of December 31, 2022 compared to ₱294 million as of December 31, 2021 due to forex gains of AEV Parent.
- Pension Liabilities (net of Pension assets) increased by 35% (₱269 million as of December 31, 2022 compared to ₱200 million as of December 31, 2021) mainly due to actuarial gains.

Equity

Equity attributable to equity holders of the parent (as of December 31, 2022 compared to December 31, 2021) increased by ₱11.5 billion from ₱244.7 billion to ₱255.1 billion, due to the ₱24.8 billion net income recorded during the year.

These are partly offset by the following:

- ₱9.1 billion cash dividends paid during 2022, and
- ₱4.2 billion in cumulative translation adjustments and other comprehensive losses.

MATERIAL CHANGES IN LIQUIDITY AND CASH RESERVES OF REGISTRANT

For 2022, the Group continued to support its liquidity mainly from cash generated from operations, additional loans availed, dividends received from Associates and Joint Ventures

Compared to the cash inflow during 2021, consolidated cash generated from operating activities for 2022 decreased by ₱6.1 billion to ₱30.2 billion. The decrease was mainly due to higher working capital requirements partly offset by higher earnings before interest, depreciation and amortization.

As of December 31, 2022, ₱74.5 billion net cash was used in investing activities compared to ₱10.1 billion during 2021. For the current period, cash was used for the following: (i) ₱13.9 billion was invested in short-term cash deposits to maximize interest income, (ii) ₱30.7 billion was invested in Associates, (iii) ₱15.5 billion was used for the exchangeable notes issued and, (iv) ₱16.2 billion was spent for property, plant and equipment and investment properties.

Net cash used in financing activities was ₱4.4 billion for 2022 compared to ₱53.0 billion generated in 2021. This was largely attributed to higher dividends paid in 2022, compared to receipt of proceeds from the sale of non-controlling interest in AboitizPower to JERA during 2021.

For 2022, net cash outflows surpassed cash inflows, resulting in a 31% decrease in cash and cash equivalents from ₱147.5 billion as of year-end 2021 to ₱101.5 billion as of December 31, 2022.

FINANCIAL RATIOS

AEV's Current Ratio as of December 31, 2022 stood at 1.9x compared to end-2021's 2.3x as the increase in current liabilities outpaced the increase in current assets. Net Debt-to-Equity ratio increased to 0.7:1 as of December 31, 2022 from year-end 2021's 0.6:1, as the rise in net debt was more than the growth in equity.

OUTLOOK FOR THE UPCOMING YEAR/ KNOWN TRENDS, EVENTS, AND UNCERTAINTIES WHICH MAY HAVE MATERIAL IMPACT ON THE REGISTRANT

Based on information provided by UnionBank's Economic Research Unit, AEV expects the Philippines' GDP to grow by a respectable 5.6% despite global and domestic macroeconomic headwinds. Rising global monetary policy interest rates due to higher global and domestic inflation, resulting in a volatile domestic currency, still pose downside risks to this year's current outlook. The potential global economic growth slowdown, emanating largely from advanced economies, particularly the US as the world's biggest economy, tops as major downside risk to continuation of strong, robust growth from the previous year.

Power SBU

AboitizPower remains focused on addressing the needs of its markets, namely: (1) providing reliable supply, at a (2) reasonable cost, and with (3) minimal impact on the environment and communities. AboitizPower believes that there is no single technology that completely addresses the country's energy requirements and that to address the deficiency, a mix of power generation technologies is necessary. Thus, AboitizPower continues to pursue both renewable projects and thermal technologies where and when it makes sense.

Despite increased competition in the power generation market, AboitizPower believes that it has built the foundation to sustain its long term growth, as seen in its pipeline of new power generation projects. GNPD Unit 1 started commercial operations on January 25, 2022 while GNPD Unit 2 synchronized to the grid last April 23, 2022, subsequently delivering an additional 668 MW, and received its Certificate Of Compliance from the ERC on October 11, 2022. Now that AboitizPower has assumed custody and control of these assets, AboitizPower looks forward to reinforcing its efforts to meet the country's increasing power requirements.

The TMI BESS Project located in Maco, Compostela Valley with a storage capacity of 49 MW is intended for ancillary services. It will serve as a model for future battery investments as well as hybrid renewable energy projects. The project started partial commercial operation last November 2022 serving 30MW contingency reserve. The hybrid ESS currently waits for the final handover from the EPC and updated certification from relevant governing bodies. This is one of the 12 projects with a total capacity of 248 MW for regulating and contingency reserves that AboitizPower is targeting to develop in the next ten years.

As part of its decarbonization journey, AboitizPower remains focused on bringing its renewable portfolio to 4,600 MW of net attributable sellable capacity by 2030, which includes 3,700MW of additional RE capacity. Out of the 3,700 MW of RE capacity, 959 MW of which are disclosed RE projects. Three of its ongoing RE projects are (arranged based on target commercial operations date): the PV Sinag Power Cayanga Project ("Cayanga Solar Project"); the PV Sinag Power Laoag Project ("Laoag Solar Project") and the SN AboitizPower Magat Battery Energy Storage System Project ("Magat BESS Project").

The Cayanga Solar Project is for the construction of a 94 MWp solar power plant located in barangay Cayanga, municipality of Bugallon, Pangasinan. Construction activities for the control building, transmission line, switchyard, and PV module installation are ongoing. As of February 2023, overall project status was at 88% completion with zero lost time incident. The project is expected to begin commercial operations by June 2023.

The Laoag Solar Project is for the construction of a 159 MWp solar power plant located in barangay Laoag, municipality of Aguilar, Pangasinan. The construction activities for the PV Farms, Control Buildings, Substations, and Transmission Lines are ongoing. The overall project status is at 53% completion with zero lost time incidents. The first phase which has a capacity of 72 MWp, is expected to be tested and commissioned by the third quarter of 2023, and the second phase with a capacity of 87 MWp, will be in the first quarter of 2024.

The Magat BESS Project is for the construction of a 24 MW battery energy storage unit located in Ramon, Isabela. The EPC contract was awarded to Hitachi Energy in March 2022, with a groundbreaking ceremony held on April 25, 2022. Construction, which started in August 2022, is expected to be completed by the first half of 2023 and commercial operation is expected to commence during the first half of 2024.

AboitizPower also recently signed a joint venture agreement with a global renewable energy company, Mainstream, to build a 90 MW onshore wind project in Libmanan, Camarines Sur. This joint venture marks AboitizPower's first foray into wind energy. The joint venture, which is subject to regulatory approvals, is being delivered through a 60% stake in the Libmanan onshore wind project, which Mainstream has been developing since 2017. The project is expected to commence commercial operations by end of 2025.

In addition, AboitizPower has the following RE projects under development which are expected to commercially operate within the next three years: the 150 MWp Aboitiz Solar Power Inc Calatrava Solar Project; the 44 MWp AP Renewable Energy Corporation Tarlac Solar Project; the 84 MWp PV Sinag Power San Manuel Solar Project; the 212 MWp PV Sinag Power Olongapo Solar Project; the 20 MW Hedcor Sablan Hydro Project; the 75 MWp SN AboitizPower-Magat Floating Solar Project; and the 40 MW Hedcor Bukidnon Kibungan Hydro Project.

In relation to AboitizPower's existing capacity, the steam field operator for APRI has commenced the drilling of 12 new wells, which are expected to result in a minimum 50 MW of aggregated individual well capacity by 2023. As of February 2023, all nine target new wells for MakBan and one well for Tiwi have been drilled and are currently flowing into the system. The ten wells have completed the Incremental Steam Measurement with a running total of 70 MW. In Tiwi, two additional production wells are scheduled to be completed by the end of the first quarter of 2023. Moreover, in Tiwi, there is an initiative to convert waste heat from the geothermal brine to power a 17 MW Binary power plant. On April 29, 2022, APRI signed an agreement with the Philippine Geothermal Production Company for the supply of the brine fuel. With the groundbreaking ceremony held last January 2023, the project is expected to begin commercial operations by the end of 2023.

AboitizPower targets doubling its net attributable sellable capacity to 9,200 MW by 2030. It also intends to achieve a 50:50 balance between its renewable ("Cleanergy") and thermal capacities, without new coal builds. This is expected to come from a portfolio of renewables and selective baseload builds.

AboitizPower aims to maximize opportunities from the implementation of the RPS requirements by the DOE. In line with DOE's aspirational goal of a 35% share in renewable energy utilization by 2030, RPS is a market-based policy that mandates power distribution utilities, electric cooperatives, and retail electricity suppliers to source an agreed portion of their energy supplies from renewable energy facilities. AboitizPower will continue to pursue international opportunities, with a continued focus on renewable energy projects in wind, hydro, and solar in high growth geographic markets with acceptable regulatory environments.

AboitizPower is also optimizing its existing baseload facilities to meet critical market needs as baseload demand in the Philippines is still expected to increase in the coming years. Luzon will need an average of 600 MW year on year and AboitizPower is studying to fill some of these gaps with LNG-to-Power projects, unless a cleaner technology proves to be the more economical option. In addition, AboitizPower is currently exploring a LNG-to-Power project as an alternative to a third unit of Therma Visayas.

AboitizPower fully supports the DOE's coal moratorium efforts to make the Philippine energy system more flexible, resilient, and sustainable. AboitizPower is also closely and proactively monitoring the risks associated with climate-related regulations and initiatives, including recent discussions on the early retirement of coal assets in the Philippines and Indonesia. AboitizPower, through its parent company, AEV, is the first Philippine company to sign up and commit to the TCFD framework. AboitizPower has taken steps to proactively quantify the potential impacts of various climate regulations on its assets.

AboitizPower is monitoring this risk as part of its risk management framework and is developing strategies to manage risks that are above certain risk thresholds.

Given the current state of power needs in the Philippines and the expected build progression of new plants over the next ten years, AboitizPower believes its existing coal assets will continue to play a significant role for at least another 15 to 20 years. AboitizPower is always looking at improvements to make sure it continues to operate its assets responsibly and in compliance with all regulations.

AboitizPower believes that it is well-positioned to take advantage of opportunities arising from developments in the power industry. It expects its financial condition to give it the agility to create or acquire additional generating capacity over the next few years.

AboitizPower, together with its partners, has allotted ₱32 billion for capital expenditures in 2023, primarily for the development and construction of various solar, geothermal, hydro and wind projects, the continuous improvement

of the reliability of baseload plants and various land acquisitions, new substations, new meters for its distribution business.

AboitizPower and JERA have agreed to explore immediate collaboration in the following areas: 1) development of power projects, including LNG-to-Power projects; 2) management and sourcing of LNG fuel supply; and 3) potential participation in aspects of plant operation and maintenance.

It has been more than a year since JERA Asia invested in AboitizPower. Both companies, AboitizPower and JERA Asia, have worked closely together in the above-mentioned areas. In a recent development on February 10, 2023, AboitizPower and JERA Asia have signed a Memorandum of Understanding to commence a joint study on ammonia co-firing for the decarbonization of its AboitizPower business. Both companies will assess the feasibility of ammonia co-fired power generation and study potential development in the ammonia and hydrogen value chains in the Philippines for the decarbonization of AboitizPower.

Other known trends, events, uncertainties which may have a material impact on AboitizPower have been discussed extensively in sections of the Company's Information Statement (e.g. for an extensive discussion on regulatory issues, see Effects of Existing or Probable Government Regulations on the Business on page 77 of the AboitizPower's 2023 Definitive Information Statement).

Banking & Financial Services SBU

In 2015, the Bank embarked on a Digital Transformation Strategy to capitalize on the eventual shift of consumer and corporate behavior towards digital banking transactions. Since then, the Bank built the operational and organizational foundations necessary to a digitized bank and transform the banking experience of its customers by delivering 24/7 availability, six sigma reliability, and secure and seamless processing. Now, the Bank is widely known as the trailblazer of digitalization in the country.

The pandemic has accelerated the shift in consumer behavior towards digital and remote banking. The banking industry in general, and UnionBank in particular, experienced immense growth in electronic transactions (e.g. fund transfers, in-app bills payment, etc.), as well as increased users of digital channels and applications. UnionBank and its subsidiaries more than doubled its total number of customers from 5 million in 2019 to almost 12 million in 2022. As of March 31, 2023, its total customer count inched up to around 12.4 million. The Bank also observed an increase in the average daily balances of its CASA deposits from its Digital Account Opening clients ₱6,800 in 2019 to almost ₱10,000 in 2022. The Bank expects the digital trend to continue, especially as more Filipinos discover and experience the advantages of digital payments and digital banking.

In 2022, UnionBank established three pillars that solidified its thrust towards becoming a "Great Retail Bank".

1. On August 1, 2022, the Bank acquired Citi's consumer banking business in the Philippines, which brought in close to 1 million new customers, ₱99.4 billion total assets, ₱69.4 billion loans and ₱65.3 billion deposits. The transaction includes Citi's credit card, personal loans, wealth management, and retail deposit businesses, as well as Citi's real estate interests in relation to Citibank Square in Eastwood City in Bagumbayan, Quezon City, full-service bank branches, and wealth centers. The acquisition is seen to accelerate the Bank's objective of becoming a "Great Retail Bank" given Citi's current market leadership in the credit cards, personal loans, and wealth management businesses. For the quarter ended March 31, 2023, the acquired Citi business contributed ₱4.7 billion in core recurring revenues. It has also acquired new-to-bank customers at a rate of 17,000 per month, which is higher than pre-pandemic levels. As of March 31, 2023, its credit card and personal loans closed at ₱81.3 billion.
2. On July 18, 2022, UnionDigital began commercial operations after securing its authority to operate from the BSP. UnionDigital is envisioned to capture the underbanked segments of the population by offering superior customer experience with a cost-efficient infrastructure and organization. After its first five months of operations, UnionDigital registered ₱5.7 billion gross loans and ₱9.4 billion deposits in 2022. As of March 31, 2023, the digital bank's gross loans stood at ₱9.2 billion.
3. Lastly, by leveraging on its market leadership and proven business model in teachers' loan, CitySavings diversified into motorcycle loans and other personal loans beyond the Department of Education. CitySavings specifically focused on tapping the private schools, local government units and national government agencies with the aim to replicate the success of its teachers' salary loans model in other

ecosystems. In the first quarter of 2023, CitySavings acquired 30,000 new borrowers across its diversified customer base, bringing its total loans to P22.3 billion.

In addition, it has successfully shifted its business model as the Bank's revenues now mainly come from core recurring income. For the quarter ended March 31, 2023, recurring income amounted to ₱15.7 billion, 51% higher than the same quarter last year, while net interest income increased by 43% year-on-year to ₱11.5 billion on account of higher margins and volume. Net interest margins expanded by 54 basis points to 5.2% driven by the higher proportion of consumer loans to total loans and the robust growth of low-cost CASA deposits. Moreover, the Bank's fee and other income, excluding trading income, jumped by 82% year-on-year to ₱4.2 billion largely due to the consolidation of the acquired Citi consumer business, as well as growing customers and digital transactions.

Moreover, the Bank's consumer gross loans comprise 57% of its total loan portfolio as of March 31, 2023, which is more than triple the banking industry average of 19%, based on the latest available data of the BSP. The Bank's total assets closed at ₱1.1 trillion and its deposits amounted to ₱692.9 million outstanding balance, attributed to the increased usage of the Bank's cash management solutions and digital channels. With its fast-tracked growth during 2022, the Bank recalibrated its strategies for a bigger and bolder ambition, which is to become one of the largest and most profitable consumer banks by 2025. With the three pillars put in place, the Bank believes that it is well-positioned to leverage on the digital trends as it carries on with the commercialization program of its digital transformation.

On the road to becoming a Great Retail Bank, UnionBank's key focus areas include: (i) growing the retail customer base through digital acquisition and deeper penetration of communities; (ii) expansion of consumer lending products across all customer income segments, in particular, the upper middle income to high net worth for the parent bank and the mid to low income segments for its subsidiaries; (iii) sustained growth in CASA in retail banking through digital accounts and in corporate banking through cash management solutions; and (iv) completion of the integration of the Citi consumer banking business. To support these initiatives, the Bank has allotted ₱5.3 billion for capital expenditures in 2023.

UnionBank fully supports the BSP's pursuit of an efficient and inclusive financial system that leaves no one behind. The Bank will ride the wave of continuous reopening of the economy with the rebound of household consumption and growing customer preference for digital banking. Pushing strong growths in CASA and consumer loans will be its levers to manage margins amidst rising interest rates. The Bank believes that its strong capitalization and, based on the latest available BSP data, its above-industry average profitability and efficiency ratios will also continue to provide a cushion against potential economic headwinds.

Food SBU

In 2022, the Food Group reorganized its businesses into two key business segments, namely; (i) Agribusiness and (ii) Food and Nutrition business. The Agribusiness segment consists of its regional animal nutrition businesses (feed, pet food, and specialty nutrition divisions) in China, Vietnam, Thailand, Malaysia & Brunei, Indonesia, and the Philippines. Meanwhile, the Food and Nutrition business segment comprises businesses catering to the consumer segment of the value chain (flour, farms, meats, and trading divisions) in the Philippines. It also includes retail and other business-to-customer (B2C)-oriented businesses. The Food Group's reorganization will allow the company to effectively carry out its identified strategic pillars (i.e. balance, optimize and develop) through improvement in internal collaboration, increasing the speed and efficiency in execution, and capitalizing on the synergies in the business as they present themselves.

To achieve the company's vision of becoming "an integrated regional business and food company," the Food Group will (i) maintain a balanced portfolio by diversifying revenues and EBITDA across geographies, businesses, and products to increase its resilience, (ii) focus on operational excellence, cost control, and leverage on technology, and (iii) pursue building new growth platforms by investing in fast-growing and higher-margin segments of the industry. This approach will be the compass in steering the Food Group to achieve its growth targets in the coming years.

The Food Group is currently positioned as the fourth largest animal feeds producer in Southeast Asia based on internal market data on the capacities of major players within the market. The Food Group, through its geographical reach in Asia Pacific, has and continues to harness synergies in distribution, localized operations, cross-selling, research and development, raw materials, and logistics cost.

The Flour division will continue employing the improved two-pronged market strategy of (i) maximizing growth potential in the Visayas region and Mindanao island while (ii) building and developing new channels in Luzon for future exploration of new geographical territory. The flour business likewise intends to move forward in the value chain as it continues selling value-added flour products, protecting its market share and expanding into a more diversified product portfolio.

Meanwhile, the Farms division's third Breeder Farm was completed in October 2022. The new farm will yield an additional capacity of 2,500 sow level and will help in the recovery of pork supply in the Philippine market. The expansion is anchored on the confidence brought about by the improved biosecurity protocols and methodology despite the presence of ASF in the country. The increase in volume comes with opportunities to unlock more distribution channels and to push forward integration in the value chain.

In August 2020, the Food Group ventured into meat fabrication and opened a processing plant in Tarlac, which has provided more stable profitability through selling higher-margin pork meats directly to consumers compared to live hog selling as well as augment local meat volume through importation. The meat products are sold under the house brand "The Good Meat" through different digital platforms such as Lazada, Shopee and the Food Group's online meat store. Two new physical stores will be added this year on top of the five physical stores, with a capacity of 2 metric tons per day per store. Furthermore, the Group has strengthened its position in B2C channels for the meats business, with 60 concessionaire stores and a presence in over 200 supermarkets such as Robinson's, Puregold, Shopwise, and Merrymart.

The Agribusiness segment in the Philippines seeks to solidify its market position by expanding production in Visayas and Mindanao in the next five years, as well as diversifying through continuous product developments through precise nutrition and feeding management, the introduction of pet food, and the building-up of specialty nutrition.

The Agribusiness segment overseas (Gold Coin Group) will pursue opportunities in (i) fast-growing segments like aquafeeds and (ii) attractive geographies where it has a captive market and the ability to compete. In 2022, the Gold Coin Group broke ground on a new Feed mill in Yunnan Province in China and installed a fish feed line in the Zhuhai China plant to capture the growing demand for aqua feed in the region. In the same year, a new Feed mill in Long An Province in Vietnam was also constructed, allowing it to meet the growing demand for livestock feeds in South Vietnam for years to come. The Yunnan Mill and Long An Mill will have an additional capacity of 30 TPH for each mill. The new mills will be fully operational by April 2024 and December 2023. During the first half of 2023, the Gold Coin Group will focus mainly on the final design and construction, while the second half will be focused on equipment installation.

These carefully selected and calibrated investments are expected to capture greater returns while steadily building a strong and diversified regional food business integrated across the business system.

Food Group has allotted almost ₱5 billion for capital expenditures in 2023; almost half of which is for feed mill expansions in China and Vietnam and the remaining for maintenance and network infrastructure and system upgrades.

Infrastructure SBU

Aboitiz InfraCapital, Inc. (Aboitiz InfraCapital)

Aboitiz InfraCapital started 2023 on a much larger scale compared to previous years with the following milestones being anticipated for the year:

- Commencing the joint operation of the MCIA with Megawide and GMR
- Unity Digital's integration of 650 telecommunications towers from PLDT Inc.
- Preparing for the start of commercial operations of Apo Agua's Davao City Bulk Water project during the second quarter of 2023
- Continued expansion of Economic Estates

Airports

With the recent closing of the agreement with GMR and Megawide, Aboitiz InfraCapital plans to enhance the travel experience in Cebu by further building on the improvements and efficiencies that Megawide and GMR have put in place and hopefully establish MCIA as the Philippines' premier international airport. Aboitiz InfraCapital aims to

increase passenger traffic by optimizing capacity and increasing flight routes from various local and international airlines.

MCIA marks Aboitiz InfraCapital's formal entry into the Philippine airport sector, and serves as the "anchor asset" on the road to building Aboitiz InfraCapital's even greater aspiration: the first Philippine airport platform. Aboitiz InfraCapital's proposals for the regional airport projects are currently under evaluation.

Digital Infrastructure

2022 marked a major milestone for Unity Digital as it signed a sale-and-leaseback agreement with PLDT for the acquisition of 650 telecommunication towers and related passive telecommunications infrastructure, situated in Visayas and Mindanao. Unity targets full turnover of the portfolio of towers by the end of 2023, with Unity Digital and PLDT teams jointly working on a smooth transition. When completed, this will bring Unity Digital having close to 1,000 macro towers and over 500 small cells

This transaction with PLDT is significant for Unity Digital, as it expands and grows its presence in the Philippine telecommunications market. Unity Digital will continue to scale up as it builds additional new towers across the country and likewise remain open to M&A opportunities, should they present themselves.

Aboitiz InfraCapital has also diversified into the data center industry via its partnership with EdgeConneX, the pioneer in global hyperlocal to hyperscale data center solutions. The joint venture aims to cater to large cloud service providers who will service the local demand for data usage. With the agreement having been signed during the third quarter of 2022, Aboitiz InfraCapital and EdgeConnex are now working to finalize site selection and proceed with development of the data center facility.

Water

Construction continues at full-swing for Apo Agua's bulk water supply facilities in Davao. After taking the lead in management of construction, Apo Agua has been able to accelerate timelines for a planned start of operations by the end of the second quarter of 2023. With water from the Tamugan River having already reached the water treatment plant, it will be only a matter of time before Davaoenos have access to 300 million liters of safe water daily.

Aboitiz InfraCapital's Estate Water business will continue to support the expansion of its Economic Estates. Aboitiz InfraCapital intends to fully leverage the use of the Smart Water Network to increase operational efficiency, and predict rather than react to maintenance needs.

Aboitiz InfraCapital intends to use its current water portfolio, including a 16% stake in BWSI, as a strategic platform to build its water business. It will look into underserved highly-urbanized cities for opportunities to expand its footprint in the water space across the country.

Economic Estates

Aboitiz InfraCapital's Economic Estates aims to further strengthen its position as one of the country's leaders in industrial-anchored estates with its continued expansion. Aboitiz InfraCapital is targeting to add more than 300 hectares to its current industrial estate footprint in 2023.

In 2022, LIMA Estate was awarded a 5-star rating by BERDE (Building for Ecologically Responsive Design Excellence), which is based on a commitment to sustainable development, including the contribution of projects to health and well-being, community engagement, and economic opportunities. For 2023, LIMA Tower One, the first of seven multi-storey office buildings to be built at LIMA's Central Business District is also applying for BERDE certification.

West Cebu Estate is also undergoing a new expansion that is expected to generate an additional 14,000 jobs and will diversify its locator mix to include light to medium manufacturing, as well as its own commercial business district with commercial lots, a neighborhood mall, a transport terminal and a communal park – supporting the everyday needs of the estate, and of the growing population in Balamban.

Looking ahead, as the Economic Estates continue to welcome new locators and businesses, there will be continuous transformation through the introduction of new product lines and being at the forefront of smart, sustainable development.

The infrastructure group has allotted ₱32 billion for capital expenditures in 2023 across all its businesses. The proceeds will be used for the expansion of its tower and economic estate businesses, new investments in digital infrastructure, completion of Apo Agua Project, and maintenance of its businesses.

Republic Cement & Building Materials, Inc. (RCBM)

Cement demand contracted slightly in 2022 compared to 2021, impacted by inflation particularly increases in transportation costs, prices of steel and other construction materials. Demand was also impacted by the pre-election construction ban and post-election transition.

The outlook for 2023 is cautiously optimistic. The government is targeting to spend ₱1.3 billion on infrastructure, 13% higher than the program in 2022. However, the government's ability to execute the projects, elevated inflation and high interest rates present a risk to demand recovery. RCBM remains committed to serving its key markets throughout the country with high-quality products, while improving efficiencies and reducing costs.

RCBM is experiencing inflationary pressures in energy prices, exacerbated by the Russia-Ukraine war, which impacts its cement production costs. In an effort to mitigate the impact of its external headwinds, RCBM continues to focus on operational excellence initiatives and cost control measures. RCBM will also continue to staunchly support the Philippine government's Go Lokal and Buy Lokal programs, as an industry leader and proud manufacturer of the country's best quality cement used in building a safer, greener, and stronger republic.

RCBM has allotted almost ₱1 billion for capital expenditures in 2023 mainly for major maintenance works and purchase of critical spares.

Land SBU

Aboitiz Land, Inc.

2023 marks the start of the next phase of AboitizLand's transformation journey which it has described as its Great Trajectory. This comes on the heels of its initial Great Turnaround during the period 2021 to 2022. AboitizLand will continue to be focused on further improving all aspects of operations.

Innovation will continue to be at the core of AboitizLand's culture. In 2023, AboitizLand expects to continue to harvest the results of its early and bold investments in digitization strategy. Some key innovation initiatives that are in full swing include the complete automation of the construction management process, the introduction of precast construction technology, the full roll out of the Vecino app, and the optimization of all digital and social media assets in harnessing leads and strengthening the brand.

AboitizLand remains bullish about the property sector as residential property trends point towards a stronger preference for its residential offerings. There is a newfound appreciation for house and lots and residential lot projects, as preferences for the living set-up shift towards horizontal developments. Supported by the boom of infrastructure developments, living outside central business districts is now more possible without compromising comfort, convenience, and accessibility. The expected reduction in the need to live near central business districts bodes well for AboitizLand's residential developments located in emerging centers outside the capital. For these reasons, AboitizLand is set to launch new projects in 2023 capitalizing on its product offerings, digital sales and marketing, and brand equity.

As part of its Great Trajectory, it will also sustain the expansion of its footprint in South Luzon and Cebu, further enabled by its synergy with Aboitiz InfraCapital as it serves the residential housing needs of the integrated economic estates. AboitizLand will also leverage on being part of a powerful techglomerate, drawing from the industry expertise of its sister business units to deliver better value for its stakeholders and to the Aboitiz Group.

AboitizLand will likewise explore its forays into new business streams through: tokenized real estate, recurring income real estate formats such as condotels and dorms, pioneering products such as modular homes, sustainable self-produced raw materials in coal-based precast concrete, and expanding its market base to include the economic housing segment.

AboitizLand understands that 2023 will continue to be challenging, presenting the same level of uncertainty due to high inflation rates, higher interest rates and elevated cost of materials and labor. Given this, AboitizLand will pursue a controlled and self-sustained strategy in 2023.

While Aboitiz Land believes that the overall business environment in the Philippines moving forward will continue to remain challenging, Aboitiz Land remains confident in meeting its 2023 targets. With innovation and agility at the core of the organization’s culture, Aboitiz Land will navigate 2023 with a combination of caution - pursuing a prudent growth strategy, while still remaining entrepreneurial in pursuing new opportunities backed up by the improving consumer confidence, its organizational capabilities, and the attractiveness of its product offerings.

AboitizLand has allotted almost ₱3 billion for capital expenditures in 2023 mostly for the construction and completion of its existing projects.

Long-Term Aspiration

AEV is now well underway with its ‘Great Transformation’, a bold corporate move to put innovation at the forefront of its growth strategy and will usher the Group’s transition to becoming a ‘techglomerate’, or a conglomerate that heavily integrates technology and design thinking in all its production, services, and processes. AEV explained that the ‘Great Transformation’, which will reinvent the group as a start-up-style conglomerate, will be primarily driven by its people through a cultural revolution that aims to combine the vast potential of Data Science and Artificial Intelligence with a deeply curious appetite for knowledge and self-improvement. The result being a much more agile and advanced organization made up of team members who are both highly skilled and personally fulfilled. To do this, the Company is investing in exponential growth initiatives, a fresh entrepreneurial mindset, and the hypergrowth of its team members via an enabling, exciting, and inclusive work environment. The group is carefully selecting practices and philosophies from Big Tech that would translate well in the context of their own business goals as the country’s first Philippine techglomerate.

REVIEW OF JANUARY-DECEMBER 2021 OPERATIONS COMPARED TO JANUARY-DECEMBER 2020

Please refer to pages 253-258 of the Prospectus.

REVIEW OF JANUARY-DECEMBER 2020 OPERATIONS COMPARED TO JANUARY-DECEMBER 2019

Please refer to pages 258-264 of the Prospectus.

MANAGEMENT

BOARD OF DIRECTORS AND EXECUTIVE OFFICERS

The overall management and supervision of the Company is undertaken by its Board. The Company's executive officers and management team cooperate with the Board by preparing appropriate information and documents concerning the Company's business operations, financial condition and results of operations for its review. The Company currently has nine (9) directors, three (3) of whom are Independent Directors.

The table below sets forth the members of the Company's Board and its executive officers, with their corresponding positions and offices held for the past five (5) years.

<p>ENRIQUE M. ABOITIZ Chairman – Board of Directors</p> <p><u>Age:</u> 69</p> <p><u>Citizenship:</u> Filipino</p> <p><u>Committee Memberships:</u></p> <p><i>Member</i></p> <ul style="list-style-type: none"> - Board Environmental, Social, and Corporate Governance Committee - Board Executive Committee - Board Cyber and Information Security Committee 	<p><u>Present Positions:</u></p> <ul style="list-style-type: none"> - Chairman of the Board - Aboitiz Equity Ventures Inc.* - Vice Chairman of the Board of Directors - Aboitiz & Company, Inc. <p><u>Previous Positions:</u></p> <ul style="list-style-type: none"> - Vice Chairman of the Board of Directors - Aboitiz Power Corporation* <p><u>Educational and Professional Background:</u></p> <ul style="list-style-type: none"> - Bachelor of Science in Business Administration, Major in Economics, from Gonzaga University, Spokane, Washington, U.S.A. <p>Mr. Aboitiz is not connected with any government agency or instrumentality.</p>
<p>MIKEL A. ABOITIZ Vice Chairman – Board of Directors</p> <p><u>Age:</u> 68</p> <p><u>Citizenship:</u> Filipino</p> <p><u>Committee Memberships:</u></p> <p><i>Member</i></p> <ul style="list-style-type: none"> - Board Executive Committee 	<p><u>Present Positions:</u></p> <ul style="list-style-type: none"> - Vice Chairman of the Board - Aboitiz Equity Ventures Inc.* - Chairman of the Board of Directors - Aboitiz & Company, Inc.* - Trustee and Chairman - Ramon Aboitiz Foundation, Inc. <p><u>Previous Positions:</u></p> <ul style="list-style-type: none"> - Vice Chairman of the Board - Aboitiz Power Corporation* (1998 - 2019) - Vice Chairman of the Board - City Savings Bank, Inc. (2015 - 2016) - President and Chief Executive Officer - City Savings Bank, Inc. (2001 - 2014) - Senior Vice President - Aboitiz Equity Ventures Inc.* (2004 - 2015) <p><u>Educational and Professional Background:</u></p>

	<ul style="list-style-type: none"> - Bachelor of Science in Business Administration from Gonzaga University, Spokane, Washington, U.S.A. <p>Mr. Aboitiz is not connected with any government agency or instrumentality.</p>
<p>ERRAMON I. ABOITIZ Director</p> <p><u>Age:</u> 66</p> <p><u>Citizenship:</u> Filipino</p> <p><u>Committee Memberships:</u></p> <p><i>Chairman</i></p> <ul style="list-style-type: none"> - Board Risk and Reputation Management Committee <p><i>Member</i></p> <ul style="list-style-type: none"> - Board Executive Committee - Board Audit Committee 	<p><u><i>Present Positions:</i></u></p> <ul style="list-style-type: none"> - Director - Aboitiz Equity Ventures Inc.* - Director - Endeavor Philippines - Chairman of the Board of Directors - Union Bank of the Philippines* - Board Observer - Aboitiz & Company* <p><u><i>Previous Positions:</i></u></p> <ul style="list-style-type: none"> - President and Chief Executive Officer - Aboitiz Equity Ventures Inc.* (2009 - 2019) - Director / Chairman of the Board - Aboitiz Power Corporation* - Executive Vice President and Chief Operating Officer - Aboitiz Equity Ventures Inc.* (1994 - 2008) - Trustee - Philippine Disaster Recovery Foundation and Asian Institute of Management <p><u><i>Educational and Professional Background:</i></u></p> <ul style="list-style-type: none"> - Bachelor of Science Degree in Business Administration, Major in Accounting and Finance, from Gonzaga University, Spokane, Washington, U.S.A. - Honorary Doctorate Degree in Management from the Asian Institute of Management. - Awardee - Management Man of the Year by the Management Association of the Philippines (2011) - Awardee - Entrepreneur of the Year by Ernst & Young (2011). <p>Mr. Aboitiz is not connected with any government agency or instrumentality.</p>

<p>SABIN M. ABOITIZ Director / President and Chief Executive Officer</p> <p><u>Age:</u> 58</p> <p><u>Citizenship:</u> Filipino</p> <p><u>Committee Memberships:</u></p> <p><i>Chairman</i> – Executive Committee</p> <p><i>Member</i></p> <ul style="list-style-type: none"> - Board Environmental, Social, and Corporate Governance Committee - Board Risk and Reputation Management Committee 	<p><u>Present Positions:</u></p> <ul style="list-style-type: none"> - Director/President and Chief Executive Officer - Aboitiz Equity Ventures Inc.* - Chairman of the Board - Aboitiz Power Corporation*, Aboitiz Foundation, Inc., Aboitiz Infracapital, Inc., Aboitiz Land, Inc., CRH Aboitiz Holdings, Inc., Filagri Holdings, Inc., Manila-Oslo Renewable Enterprise, Inc., SN Aboitiz Power - Benguet, Inc. - Director/President and Chief Executive Officer - Aboitiz & Company, Inc.* - Chairman/Director/President and Chief Executive Officer - Aboitiz Renewables, Inc. - Director/President - AEV CRH Holdings, Inc. - Director - Aboitiz Construction International, Inc., Aboitiz Construction, Inc., AboitizPower International Pte. Ltd., AEV International Pte Ltd., Apo Agua Infraestructura, Inc., Lima Land, Inc., Pilmico Animal Nutrition Corporation, Pilmico Foods Corporation, Pilmico International Pte Ltd, Republic Cement & Building Materials, Inc., Republic Cement Services, Inc., Therma Luzon, Inc., Therma South, Inc., Unity Digital Infrastructure Inc., Union Bank of the Philippines, Inc., and UnionDigital Bank, Inc. <p><u>Previous Positions:</u></p> <ul style="list-style-type: none"> - Executive Vice President and Chief Operating Officer - Aboitiz Equity Ventures Inc.* (2015 - 2019) - Senior Vice President - Aboitiz Equity Ventures Inc.* (2015) - First Vice President - Aboitiz Equity Ventures Inc.* (2014 - 2015) <p><u>Educational and Professional Background:</u></p> <ul style="list-style-type: none"> - Bachelor of Science Degree in Business Administration, Major in Finance from Gonzaga University, Spokane, U.S.A <p>Mr. Aboitiz is not connected with any government agency or instrumentality.</p>
<p>ANA MARIA A. DELGADO Director</p> <p><u>Age:</u> 42</p> <p><u>Citizenship:</u> Filipino</p> <p><u>Date of First Appointment:</u> December 11, 2018</p>	<p><u>Present Positions:</u></p> <ul style="list-style-type: none"> - Director - Aboitiz Equity Ventures Inc.* - Executive Vice President, Chief Digital Channels Officer and Chief Customer Experience Officer - Union Bank of the Philippines* - Director - Aboitiz Infracapital, Inc.

<p><u>Tenure</u>: 4 years</p> <p><u>Committee Memberships</u>:</p> <p><i>Member</i></p> <ul style="list-style-type: none"> - Board Audit Committee 	<ul style="list-style-type: none"> - Director - Republic Cement & Building Materials, Inc., and Republic Cement Services, Inc. - - Director - Hedcor, Inc. - Director - Lima Land, Inc. - Director - City Savings Bank Inc. - Non Executive Director - Singlife Philippines Inc. <p><u>Previous Positions</u>:</p> <ul style="list-style-type: none"> - Director - Aboitiz Land Inc. - Assistant Vice President for Product Management - Citibank, N.A. (2006 - 2008) <p><u>Educational and Professional Background</u>:</p> <ul style="list-style-type: none"> - Bachelor of Arts degree in Art History/Painting from Boston College - Master's Degree in Business Administration from New York University Stern School of Business. <p>Not a director of any other publicly-listed company.</p> <p>Not connected with any government agency or instrumentality.</p>
<p>JUSTO A. ORTIZ Director</p> <p><u>Age</u>: 65 <u>Citizenship</u>: Filipino <u>Date of First Appointment</u>: May 9, 1994 <u>Tenure</u>: 24 years (until 2017)</p> <p><u>Committee Memberships</u>:</p> <p><i>Chairman</i></p> <ul style="list-style-type: none"> - Board Cyber and Information Security Committee <p><i>Member</i></p> <ul style="list-style-type: none"> - Board Executive Committee 	<p><u>Present Positions</u>:</p> <ul style="list-style-type: none"> - Director - Aboitiz Equity Ventures Inc.* - Chairman of the Board and/or Director - PETNET, Inc, City Savings Bank, Inc., Pilmico Foods Corporation, Concepcion Industrial Corporation* - Chairman of the Board - Philippine Payments Management, Inc., Fintech Philippines Association, Inc., Distributed Ledger Technology Association of the Philippines, Inc., Union Digital Bank - Vice Chairman - Union Bank of the Philippines* - Board of Trustees - The Insular Life Assurance Co., Ltd., Philippine Trade Foundation, Inc. - Member - Management Association of the Philippines, Makati Business Club, World Presidents Organization <p><u>Previous Positions</u>:</p> <ul style="list-style-type: none"> - Director - Aboitiz Equity Ventures Inc.* (1994 - 2017)

	<ul style="list-style-type: none"> - Member of Board Audit Committee - Aboitiz Equity Ventures Inc.*(2006 - 2017) - Member of Board Risk and Reputation Management Committee - Aboitiz Equity Ventures Inc.*(2009 - 2017) - Chairman and Chief Executive Officer - Union Bank of the Philippines* (1993 - 2017) - Managing Partner-Global Finance Country Executive - Investment Banking - Citibank, N.A. (1990 – 1993) - Country Executive-Investment Banking - Citibank, N.A. (1988 – 1990) - Treasury Marketing Unit Head - Citibank, N.A. (1985 – 1988) - Relationship Manager for various local, corporate multinational, and public sectors customers - Citibank, N.A. (1979 – 1985) - Executive Assistant to Asia Pacific Human Resource Executive - Citibank, N.A. (1978 – 1979) - Management Trainee - Citibank, N.A. (1977 – 1978) <p><u>Educational and Professional Background:</u></p> <ul style="list-style-type: none"> - Member of the <i>Claustro de Profesores</i> and Doctor of Humanities Degree (Honoris Causa) from the University of Santo Tomas (UST) - Economics Honors Program (Magna Cum Laude) from Ateneo de Manila University. <p>Mr. Ortiz is not connected with any government agency or instrumentality.</p>
<p>ROMEO L. BERNARDO Lead Independent Director</p> <p><u>Age:</u> 68 <u>Citizenship:</u> Filipino <u>Date of First Appointment:</u> April 26, 2021 <u>Tenure:</u> 1 year</p> <p><u>Committee Memberships:</u></p> <p><i>Chairman</i></p> <ul style="list-style-type: none"> - Board Environmental, Social, and Corporate Governance Committee <p><i>Member</i></p> <ul style="list-style-type: none"> - Board Audit Committee 	<p><u>Present Positions:</u></p> <ul style="list-style-type: none"> - Lead Independent Director - Aboitiz Equity Ventures Inc.* - Chairman of the Board of Directors - ALFM Family of Funds, Philippine Stock Index Fund, Inc. - Vice Chairman & Founding Fellow - Foundation for Economic Freedom - Director - Bank of the Philippine Islands*, Globe Telecom, Inc.* - Independent Director - PHINMA, Inc., RFM Corporation - Managing Director - Lazaro Bernardo Tiu & Associates, Inc. - Advisor - GlobalSource Partners - Member - World Bank Philippine Advisory Group <p><u>Previous Positions:</u></p> <ul style="list-style-type: none"> - Lead Independent Director - Aboitiz Power Corporation*

<ul style="list-style-type: none"> - Board Risk and Reputation Management Committee - Board Related Party Transactions Committee 	<ul style="list-style-type: none"> - Chairman - Federation of ASEAN Economic Societies - President - Philippine Economics Society - Undersecretary for International Finance - Department of Finance - Alternate Executive Director - Asian Development Bank - Independent Director - BPI Capital Corporation, BPI/MS Insurance Corporation, BPI-Philam Life Assurance Corporation - Trustee & Member - Philippine Institute for Development Studies - Advisor to Executive Director - World Bank, International Monetary Fund - Deputy Chief - Philippine Delegation to the General Agreement on Tariffs and Trade (World Trade Organization) - Finance Attaché - Philippine Mission to the United Nations - Faculty Member - College of Business Administration of the University of the Philippines - Member, Panel of Conciliators - International Centre for Settlement of Investment Disputes - Various positions - National Power Corporation, Philippine National Bank <p><u>Educational and Professional Background:</u></p> <ul style="list-style-type: none"> - Bachelor of Science in Business Economics (magna cum laude) from the University of the Philippines - Master's Degree in Development Economics from Williams College in Williamstown, Massachusetts, U.S.A. <p>Mr. Bernardo is not connected with any government agency or instrumentality.</p>
<p>JOANNE G. DE ASIS Independent Director</p> <p><u>Age:</u> 72 <u>Citizenship:</u> Filipino <u>Date of First Appointment:</u> April 26, 2021 <u>Tenure:</u> 1 year</p> <p><u>Committee Memberships:</u></p> <p><i>Chairman</i></p>	<p><u>Present Positions:</u></p> <ul style="list-style-type: none"> - Independent Director - Aboitiz Equity Ventures Inc.* - Senior Adviser - Morgan Stanley & Co - Founder and Chairman - Globe Capital Partners LLC, U.S.A. - Independent Director - Easycall Communications Philippines, Inc., Philippines - Advisory Board Member - Anneberg Foundation Trust at Sunnylands, U.S.A - Advisory Council Member - The International Institute for Strategic Studies, London - Advisor - APEC Business Advisory Council

<ul style="list-style-type: none"> - Board Related Party Transactions Committee <p><i>Member</i></p> <ul style="list-style-type: none"> - Board Environmental, Social, and Corporate Governance Committee - Board Audit Committee - Board Risk and Reputation Management Committee - Board Cyber and Information Security Committee 	<p><u><i>Previous Positions:</i></u></p> <ul style="list-style-type: none"> - Managing Director - Credit Suisse First Boston, New York City, U.S.A & London, U.K (1989 -1998) - Director, International - Dillon Read & Company, New York City, U.S.A (1986 - 1988) - Vice President - Morgan Stanley International, London, U.K (1981 - 1986) - Associate - Morgan Stanley & Co. New York City, U.S.A (1997 – 1981) - Advisory to the Treasury Department - Bangko Sentral ng Pilipinas (1984 – 1985) <p><u><i>Educational and Professional Background:</i></u></p> <ul style="list-style-type: none"> - Bachelor of Arts, Major in Communication Arts, from Maryknoll College - Master of Business Administration from the Columbia University in New York, U.S.A. - Executive Management Program from Stanford University in Palo Alto California, U.S.A. <p>Ms. De Asis is not connected with any government agency or instrumentality.</p>
<p>CESAR G. ROMERO Independent Director</p> <p><u>Age:</u> 57 <u>Citizenship:</u> Filipino <u>Date of First Appointment:</u> April 25, 2022 <u>Tenure:</u> 0 year</p> <p><u>Committee Memberships:</u></p> <p><i>Chairman</i></p> <ul style="list-style-type: none"> - Board Audit Committee <p><i>Member</i></p> <ul style="list-style-type: none"> - Board Environmental, Social, and Corporate Governance Committee - Board Related Party Transactions Committee - Board Risk and Reputation Management Committee - Board Cyber and Information Security Committee 	<p><u><i>Present Positions:</i></u></p> <ul style="list-style-type: none"> - Independent Director – Robinsons Retail Holdings, Inc.* <p><u><i>Previous Positions:</i></u></p> <ul style="list-style-type: none"> - President and Chief Executive Officer – <i>Pilipinas Shell Petroleum Corporation*</i> (2016 – 2021) - Vice President-Global Retail Network based in Singapore – Shell’s Global Downstream Business (2013 – 2018) - Vice President of Retail Sales and Operations East based in Singapore – Shell’s Global Downstream Business (2009 – 2013) - Vice President for Supply – East based in Singapore – Shell’s Global Downstream Business (2007 – 2009) - Vice President for Downstream Management Consultancy based in London – Shell’s Global Downstream Business - Business Assistant to the Executive Director based in London – Shell’s Global Downstream Business - Shell’s Scenario Planning Team based in London – Shell International (1995) - Refinery Engineer – <i>Pilipinas Shell Petroleum Corporation*</i> (1987)

	<p><u><i>Educational and Professional Background:</i></u></p> <ul style="list-style-type: none"> - Bachelor of Science in Mechanical Engineering (Cum Laude) from the University of the Philippines - Master’s Degree in Business Administration (with High Distinction) from the University of Michigan - Romero attended a variety of management development courses at the London Business School and the Wharton Business School. <p>Mr. Romero is not connected with any government agency or instrumentality.</p>
<p>JOSE EMMANUEL U. HILADO Senior Vice President/ Chief Financial Officer/ Corporate Information Officer <i>Ex-officio</i> Member – Board Risk and Reputation Management Committee <i>Ex-officio</i> Member – Board Executive Committee</p> <p><u>Age:</u> 58</p> <p><u>Citizenship:</u> Filipino</p>	<p><u><i>Present Positions:</i></u></p> <ul style="list-style-type: none"> - Senior Vice President/ Chief Financial Officer/ Corporate Information Officer - Aboitiz Equity Ventures Inc.* - Chairman of the Board - Lima Water Corporation - Director - AEV International Pte Ltd.Archipelago Insurance Pte Ltd., Republic Cement and Building Materials Inc., Republic Cement Services, Inc., Aboitiz Data Innovaiton Pte. Ltd. - Treasurer - Aboitiz InfraCapital, Inc., CRH Aboitiz Holdings, Inc.. - Director and Treasurer - AEV CRH Holdings, Inc. - Trustee and Treasurer - Aboitiz Foundation, Inc. <p><u><i>Previous Positions:</i></u></p> <ul style="list-style-type: none"> - Senior Vice President – Treasurer and Head of Global Market (2022) - Union Bank of the Philippines - Senior Executive Vice President – Chief Finance Officer (2021) - Union Bank of the Philippines - Senior Executive Vice President – Chief Finance Officer and Treasurer (2017 - 2021) - Union Bank of the Philippines - Senior Executive Vice President & COO (2014 - 2017) - East West Banking corporation <p><u><i>Educational and Professional Background:</i></u></p> <ul style="list-style-type: none"> - University of the Philippines BS Business Economics - Kellogg-HKUST Executive MBA Master of Business Administration - Certified Treasury Professional BAP- Ateneo Graduate School - Member - Bankers Association of the Philippines’ Open Market Committee - Member - Financial Executive Institute of the Philippines (FINEX) - Member - Money Market Association - Member - ACI Philippines

	<ul style="list-style-type: none"> - Member - Philippine Interpretations Committee <p>Mr. Hilado is not connected with any government agency or instrumentality.</p>
<p>SUSAN V. VALDEZ Senior Vice President and Chief Corporate Services Officer <i>Ex-officio</i> Member – Board Environment, Social, and Corporate Governance Committee <i>Ex-officio</i> Member – Board Cyber and Information Security Committee</p> <p><u>Age:</u> 62</p> <p><u>Citizenship:</u> Filipino</p>	<p><u><i>Present Positions:</i></u></p> <ul style="list-style-type: none"> - Senior Vice President and Chief Corporate Services Officer - Aboitiz Equity Ventures Inc.* - Director - Unity Digital Infrastructure Inc. - Trustee - Aboitiz Foundation, Inc. <p><u><i>Previous Positions:</i></u></p> <ul style="list-style-type: none"> - Chief Human Resources Officer - Aboitiz Equity Ventures Inc.* - First Vice President - Chief Reputation Officer and Chief Risk Management Officer - Aboitiz Equity Ventures Inc.* (2012 - 2013) - First Vice President – Chief Reputation Officer - Aboitiz Equity Ventures Inc.* (2011 - 2012) - President and Chief Executive Officer - Aboitiz Transport Systems Corporation (ATSC) (now 2GO Group, Inc.*) (2009 - 2011) - Executive Vice President and Chief Executive Officer of 2GO Division - Aboitiz Transport Systems Corporation (ATSC) (now 2GO Group, Inc.*) (2004 - 2011) - Executive Vice President and Chief Finance Officer - Aboitiz Transport Systems Corporation (ATSC) (now 2GO Group, Inc.*) (1994 - 2004) <p><u><i>Educational and Professional Background:</i></u></p> <ul style="list-style-type: none"> - Certified Public Accountant. - Bachelor of Science in Commerce, Major in Accounting (Cum Laude) from St. Theresa’s College. - Master’s degree in Business Management from the University of the Philippines, and - Management Development Program at Harvard Business School, U.S.A. <p>Ms. Valdez is not connected with any government agency or instrumentality.</p> <p>Ms. Valdez is not a director of any publicly-listed company.</p>
<p>MANUEL ALBERTO R. COLAYCO</p>	<p><u><i>Present Positions:</i></u></p>

<p>Senior Vice President - Chief Legal Officer/Corporate Secretary/Chief Compliance Officer <i>Ex-officio</i> Member - Board Environmental, Social, and Corporate Governance Committee</p> <p><u>Age:</u> 53</p> <p><u>Citizenship:</u> Filipino</p>	<ul style="list-style-type: none"> - Senior Vice President - Chief Legal and Compliance Officer/ Corporate Secretary - Aboitiz Equity Ventures Inc.* - Corporate Secretary - Aboitiz Power Corporation* <p><u>Previous Positions:</u></p> <ul style="list-style-type: none"> - First Vice President Chief Legal Officer - Aboitiz Equity Ventures Inc.* (2017 - 2018) - General Counsel - AGP International Holdings Ltd., Atlantic, Gulf & Pacific Company of Manila, Inc. (2013 - 2014) - Executive Director and Assistant General Counsel - J.P. Morgan Chase Bank N.A. (2010 - 2013) - Vice President and Legal Counsel - DKR Oasis (Hong Kong) LLC (2007 - 2010) - Associate - Skadden, Arps, Slate, Meagher & Flom, LLP (2000 - 2007) - Associate - Romulo Mabanta Buenaventura Sayoc & De Los Angeles (1996 - 2000) <p><u>Educational and Professional Background:</u></p> <ul style="list-style-type: none"> - Bachelor of Arts in Economics from Ateneo de Manila University, Manila - Juris Doctor degree from the Ateneo de Manila University - Master of Laws degree from New York University School of Law, U.S.A. <p>Mr. Colayco is a member in good standing of the Integrated Bar of the Philippines and the New York State Bar.</p> <p>Mr. Colayco is not connected with any government agency or instrumentality.</p> <p>Mr. Colayco is also not a director of any publicly listed company.</p>
<p>MARIA VERONICA C. SO Senior Vice President - Group Treasurer</p> <p><u>Age:</u> 50</p> <p><u>Citizenship:</u> Filipino</p>	<p><u>Present Positions:</u></p> <ul style="list-style-type: none"> - Senior Vice President - Aboitiz Equity Ventures Inc.* - Group Treasurer - Aboitiz Power Corporation* <p><u>Previous Positions:</u></p> <ul style="list-style-type: none"> - First Vice President - Deputy Group Treasurer - Aboitiz Equity Ventures Inc.* (2020 - 2021)

	<ul style="list-style-type: none"> - Vice President - Treasurer Services - Aboitiz Equity Ventures Inc.* (2019 - 2020) - Various treasury and finance position - Globe Telecom* (2001 - 2017) <p><u><i>Educational and Professional Background:</i></u></p> <ul style="list-style-type: none"> - Bachelor of Science Degree in Business Management from the Ateneo de Manila University. - Master’s Degree in Business Management from the Asian Institute of Management <p>Ms. So is not connected with any government agency or instrumentality.</p> <p>Ms. So is not a director of any publicly-listed company.</p>
<p>SANTANINA APOLINARIA B. CASTRO First Vice President – Risk Management <i>Ex-officio</i> – Board Risk and Reputation Management Committee</p> <p><u>Age:</u> 47</p> <p><u>Citizenship:</u> Filipino</p>	<p><u><i>Present Positions:</i></u></p> <ul style="list-style-type: none"> · First Vice President – Risk Management - Aboitiz Equity Ventures Inc. * <p><u><i>Previous Positions:</i></u></p> <ul style="list-style-type: none"> - Vice President for Corporate Strategy and Business Development - Pilmico Foods Corporation (2017 - 2019) - Assistant Vice President for Business Development - Pilmico Foods Corporation (2011 - 2017) - Corporate Planning Manager - ABS-CBN Corporation (2007 - 2011) - Senior Planning Analyst - San Miguel Purefoods Company (2002 - 2007) - Senior Associate – Corporate Finance - Arthur Andersen (SGV & Co) - (1996 - 2002) <p><u><i>Educational and Professional Background:</i></u></p> <ul style="list-style-type: none"> - Bachelor of Arts Degree in Management Economics from the Ateneo de Manila University. - Master’s Degree in Business Administration from the University of the Philippines (Diliman). <p>Ms. Castro is not connected with any government agency or instrumentality.</p> <p>Ms. Castro is not a director of any publicly-listed company.</p>
<p>MARIA LOURDES Y. TANATE</p>	<p><u><i>Present Positions:</i></u></p>

<p>Vice President - Group Internal Audit Head</p> <p><u>Age:</u> 57</p> <p><u>Citizenship:</u> Filipino</p>	<ul style="list-style-type: none"> - Vice President - Group Internal Audit Head - Aboitiz Equity Ventures Inc.* <p><u>Previous Positions:</u></p> <ul style="list-style-type: none"> - Chief Audit Executive - Aboitiz Transport System (ATSC) Corporation (now 2GO Group, Inc.) (2009 - 2011) - Assistant Vice President for Finance - Aboitiz Transport System (ATSC) Corporation (now 2GO Group, Inc.) (2005 - 2009) - Senior Manager for Finance and Freight - Aboitiz Transport System (ATSC) Corporation (now 2GO Group, Inc.) (2000 - 2005) - Manager and Head of Corporate Planning and Credit & Economic Research Departments - Prime Bank (1996 - 2000) - Senior Assistant Cashier - Far East Bank & Trust Company (1986 - 1993) <p><u>Educational and Professional Background:</u></p> <ul style="list-style-type: none"> - Cum Laude with a degree of Bachelor of Arts in Economics from the University of the Philippines (Diliman). - Master's in Business Administration from University of the Philippines (Diliman). - Master's in Engineering and Technology Management from the University of Queensland, Australia. <p>Ms. Tanate is not connected with any government agency or instrumentality.</p> <p>Ms. Tanate is also not a director of any publicly-listed company.</p>
<p>CHRISTINE C. KEMPENEERS Data Protection Officer</p> <p><u>Age:</u> 34</p> <p><u>Citizenship:</u> Filipino</p>	<p><u>Present Positions:</u></p> <ul style="list-style-type: none"> - Data Protection Officer - Aboitiz Equity Ventures Inc.* <p><u>Previous Positions:</u></p> <ul style="list-style-type: none"> - Risk Manager - Risk Management Team - Aboitiz Equity Ventures Inc.* (2017 - 2019) - Project Manager - Aboitiz InfraCapital, Inc. (2016 - 2017) - Project Manager - AEV's infrastructure Strategic Business Unit (2016 - 2017) - Management Associate - Citibank (2015 - 2016) - Management Trainee - Manager - Union Bank of the Philippines* (2010 - 2013) <p><u>Educational and Professional Background:</u></p>

	<ul style="list-style-type: none"> - Bachelor of Arts Degree in European Studies, International Business Track from the Ateneo de Manila University. - Master of Business Administration, Major in Finance (with Distinction) from the Asian Institute of Management. - PARIMA-ANZIIF Certified Risk Professional - Crisis Management Certified Expert from the BCM Institute - Certification from the Business Continuity Institute - Certification from TUV Rheiland as Data Protection Officer. <p>Ms. Kempeneers is not connected with any government agency or instrumentality.</p> <p>Ms. Kempeneers is not a director of any publicly-listed company.</p>
<p>MAILENE M. DE LA TORRE Vice President – Governance and Compliance/Assistant Corporate Secretary</p> <p><u>Age:</u> 40</p> <p><u>Citizenship:</u> Filipino</p>	<p><u>Present Positions:</u></p> <ul style="list-style-type: none"> - Assistant Vice President - Governance and Compliance and Assistant Corporate Secretary - Aboitiz Equity Ventures Inc.* - Assistant Vice President - Aboitiz Power Corporation* - Corporate Secretary - Therma Power, Inc., Therma South, Inc., Therma Visayas, Inc., Manila Oslo Renewable Enterprise Inc., Pilmico Foods Corporation, AEV CRH Holdings, Inc., SN Aboitiz Power Group, Enerzones Group, Pagbilao Energy Corporation - Assistant Corporate Secretary - Cotabato Light & Power Company, Visayan Electric Co., Inc. <p><u>Previous Positions:</u></p> <ul style="list-style-type: none"> - Assistant Vice President - Governance and Compliance and Assistant Corporate Secretary - Aboitiz Equity Ventures Inc.* - Senior Associate General Counsel for Governance and Compliance - Aboitiz Equity Ventures Inc.* (2016 - 2018) - Associate General Counsel for Legal and Corporate Services - Aboitiz Equity Ventures Inc.* (2010 - 2014) - Associate - Esguerra & Blanco Law Office (2007 - 2010) <p><u>Educational and Professional Background:</u></p> <ul style="list-style-type: none"> - Bachelor of Arts Degree in Political Science (Cum Laude) from the University of the Philippines Diliman.

	<ul style="list-style-type: none"> - Bachelor of Laws degree from University of the Philippines Diliman - Graduate Member of the Institute of Corporate Directors <p>Ms. de la Torre is a member in good standing of the Integrated Bar of the Philippines. She is not connected with any government agency or instrumentality. She is not a director of a publicly-listed company.</p>
<p>SAMMY DAVE A. SANTOS Assistant Corporate Secretary</p> <p><u>Age:</u> 38</p> <p><u>Citizenship:</u> Filipino</p>	<p><u>Present Positions:</u></p> <ul style="list-style-type: none"> - Senior Associate General Counsel for Governance and Compliance and Assistant Corporate Secretary – Aboitiz Equity Ventures Inc.* - Assistant Corporate Secretary – Aboitiz Power Corporation* - Assistant Corporate Secretary – Good Governance Advocates and Practitioners of the Philippines <p><u>Previous Positions:</u></p> <ul style="list-style-type: none"> - Associate General Counsel for Governance and Compliance – Aboitiz Equity Ventures Inc.* - Legal Counsel – Alliance Select Foods International* (2016 - 2017) - Counsel – Privatization Group and Office of Special Concerns of the Department of Finance (2016) - Junior Associate – Quiason Makalintal Barot Torres Ibarra Sison & Damaso (2014 - 2016) <p><u>Educational and Professional Background:</u></p> <ul style="list-style-type: none"> - Bachelor of Arts in Humanities with Professional Certificate in Industrial Economics from the University of Asia and the Pacific, Manila. - Master of Science in Industrial Economics from the University of Asia and the Pacific, Manila. - Juris Doctor degree from the Ateneo de Manila University, Manila. <p>Mr. Santos is a member in good standing of the Integrated Bar of the Philippines. Mr. Santos is not connected with any government agency or instrumentality. Mr. Santos is not a director of a publicly-listed company.</p>

*publicly-listed company

PERIOD IN WHICH THE DIRECTORS SHOULD SERVE

Please refer to page 283 of the Prospectus.

TERM OF OFFICE OF A DIRECTOR

Please refer to page 283 of the Prospectus.

SIGNIFICANT EMPLOYEES

Please refer to page 283 of the Prospectus.

FAMILY RELATIONSHIPS

Please refer to page 283 of the Prospectus.

INVOLVEMENT IN CERTAIN LEGAL PROCEEDINGS AS OF MARCH 31, 2023

To the knowledge and/or information of AEV, none of its nominees for election as directors, its current members of the Board or its executive officers have been involved in any of the following during the past five (5) years up to March 31, 2023:

- (a) Any bankruptcy petition filed by or against any business of which such person was a general partner or executive officer either at the time of the bankruptcy or within two years prior to that time;
- (b) Any conviction by final judgment, including the nature of the offense, in a criminal proceeding, domestic or foreign, or being subject to a pending criminal proceeding, domestic or foreign, excluding traffic violations and other minor offenses;
- (c) Being subject to any order, judgment, or decree, not subsequently reversed, suspended or vacated, of any court of competent jurisdiction, domestic or foreign, permanently or temporarily enjoining, barring, suspending or otherwise limiting his involvement in any type of business, securities, commodities or banking activities; and
- (d) Being found by a domestic or foreign court of competent jurisdiction (in a civil action), the Commission or comparable foreign body, or a domestic or foreign Exchange or other organized trading market or self regulatory organization, to have violated a securities or commodities law or regulation and the judgment has not been reversed, suspended, or vacated.

CORPORATE GOVERNANCE

In 2022, the Aboitiz Group began the next chapter in its history, by continuing to drive change for a better world by advancing business and communities for the next 100 years. By embarking on the Great Transformation, the Company has taken deliberate steps in transforming the organization into an enterprise that not only endures but thrives in the new and dynamic business landscape. This story of transformation builds on a strong foundation of growth and expansion that was nurtured by more than five generations of leaders with unwavering commitment to the highest standards of corporate governance.

Leading this transformation is AEV's Board of Directors, all of whom firmly believe that a sound framework of corporate governance creates a path towards the realization of the Group's strategic goals and growth aspirations.

Notable accomplishments of the AEV Board for the year 2022 are as follows:

- Reviewed and affirmed the appropriateness of the Group's purpose and brand promise in support of the Great Transformation to become the first Philippine *techglomerate* - a conglomerate that heavily integrates technology and design thinking in all its production, services, and processes.
- Reviewed and aligned the Group's short-term and long-term business strategies to operationalize and direct its growth aspirations towards its story of the Great Transformation
- Reviewed and ensured the sufficiency of the internal controls system and enterprise risk management framework of AEV.
- Reviewed and approved the amendments to AEV's Manual on Corporate Governance and General Trading Policy;
- Authorized and held AEV's Virtual Annual Stockholders' Meeting for the third consecutive year.
- Approved the amendments to the Board and Committee Charters.
- Reviewed and implemented changes to the Board's governance mechanism in alignment with global best practices and the demands of the current business environment.
- In addition to the Annual Corporate Governance Seminar, conducted regular virtual learning sessions to strengthen the continuous learning program for the Company's directors and officers.

Shareholders Rights and Equitable Treatment

Please refer to page 285 of the Prospectus.

Right to Active Participate at Shareholders Meetings

Please refer to pages 285-286 of the Prospectus.

Right to Receive Dividends

The right to receive dividends is a basic shareholder right. The Company promotes this basic shareholder right by adopting a clear and transparent dividend policy.

Every year, the Company pays dividends in an equitable and timely manner. All shareholders are treated equally, receiving an amount of dividends per share that is proportionate to their shareholdings. The period for payment of dividends is based on trading requirements or constraints of the SEC and PSE.

In the last three (3) years, the Company has paid the following dividends:

		Declaration Date	Record Date	Payment Date	Dividends per Share	Total Dividends Declared
AEV	2023	March 3, 2023	March 17, 2023	March 30, 2023	₱1.47 (regular)	₱8.28 billion

	2022	March 4, 2022	March 18, 2022	March 30, 2022	₱1.62 (regular)	₱9.12 billion
	2021	March 5, 2021	March 19, 2021	March 31, 2021	₱0.91 (regular)	₱5.12 billion

Lastly, AEV's Board Secretariat has adopted certified Board protocols and procedures under the ISO 9001:2015 Management Board and System to ensure the effectiveness of Board and shareholders' commitments. This includes coordination with stock transfer agents to ensure appropriate responses to and timely resolution of shareholders' queries and requests.

For a more detailed discussion on the rights of the shareholders of the Company, please refer to the 2021 Consolidated Annual and Sustainability Report, the 2021 Integrated Annual Corporate Governance Report (IACGR), and the Governance page of the AEV website, which are available at www.aboitiz.com.

BOARD MATTERS

Board of Directors

The Board leads the Group's corporate governance framework. Independent from management, its members are committed to serve and promote long-term success, and to secure the Group's sustained growth, competitiveness and sustainability. The Directors perform the crucial role of articulating and assessing the Group's purpose, vision and mission, and strategies to carry out its objectives. They ensure that the strategic business direction of the Group's businesses are soundly established and are in line with the overall Group's goals and strategy. In line with best practices, the members of the Board are responsible in establishing and monitoring the Group's commitment to the principles embodied in ESG. In performing these functions, the members of the AEV Board, individually and collectively, are expected to act consistently with the Aboitiz core values.

The AEV Board is composed of nine members, all of whom come from diverse professional backgrounds. They are composed of legal and finance professionals, engineers, former or current Chief Executive Officers/Chief Operating Officers, auditors, and accountants. Many of them have management experience in the private and Government sectors, as well as in multilateral agencies. In 2022, the AEV Board had three Independent Directors, five Non-Executive Directors, and one Executive Director. The Chairman of the AEV Board, Mr. Enrique M. Aboitiz, is a highly experienced Non-Executive Director. As a Non-Executive Director, he is not involved in the Company's day-to-day operations, which enables him to focus on ensuring that the AEV Board properly discharges its duties and responsibilities. During the 2022 ASM, the AEV Board appointed Mr. Romeo L. Bernardo as Lead Independent Director, a highly qualified professional who is familiar with the operations of AEV, and the industries it does business in. Mr. Bernardo is the Chairman of the ESCG Committee (also functions as the Nomination and Selection Committee) to ensure an independent and transparent nomination, selection, election, and performance assessment process of the Board.

The members of the AEV Board are the following:

ABOITIZ EQUITY VENTURES INC.'S BOARD OF DIRECTORS					
Director (Age, Nationality)	Designation /Directorship	Year First Elected	Number of Years Served as Director	Board and Committee Memberships and % of Attendance for 2022	Directorships in Other Listed Companies Outside the Aboitiz Group
ENRIQUE M. ABOITIZ 69 years old Filipino	Chairman of the Board (NED)	May 10, 1999	24	(C) BOD (90%) (M) ExCom (n.a) (M) ESCG (100%) (M) Cyber (67%)	None

MIKEL A. ABOITIZ 68 years old Filipino	Vice-Chairman (NED)	May 15, 2017	6	(VC) BOD (100%) (M) ExCom (n.a)	None
ERRAMON I. ABOITIZ 66 years old Filipino	Director (NED)	May 9, 1994	29	(M) BOD (100%) (C) Risk (100%) (M) ExCom (n.a) (M) AudCom (100%)	None
SABIN M. ABOITIZ 58 years old Filipino	President and CEO (ED)	May 21, 2018	5	(M) BOD (100%) (C) ExCom (n.a) (M) ESCG (100%) (M) Risk (100%)	None
ANA MARIA A. DELGADO 42 years old Filipino	Director (NED)	Dec 11, 2018	5	(M) BOD (100%) (M) AudCom (100%)	None
JUSTO A. ORTIZ 65 years old Filipino	Director (NED)	May 9, 1994	25	(M) BOD (100%) (C) Cyber (100%)	None
ROMEO L. BERNARDO 68 years old Filipino	Lead Independent Director	Apr 26, 2021	2	(M) BOD (100%) (C) ESCG (100%) (M) RPT (100%) (M) AudCom (100%) (M) Risk (100%)	<ul style="list-style-type: none"> ● Globe Telecoms, Inc. (D); ● Bank of the Philippine Islands (D); ● RFM Corporation (ID)
JOANNE G. DE ASIS 72 years old Filipino	Independent Director	Apr 26, 2021	2	(M) BOD (100%) (C) RPT (100%) (M) AudCom (100%) (M) ESCG (100%) (M) Risk (100%) (M) Cyber (100%)	<ul style="list-style-type: none"> ● EasyCall Communications Philippines Inc. (ID)
CESAR G. ROMERO 57 years old Filipino	Independent Director	Apr 25, 2022	1	(M) BOD (100%) (C) AudCom (100%) (M) ESCG (100%) (M) Risk (100%) (M) RPT (100%)	<ul style="list-style-type: none"> ● Robinsons Retail Holdings, Inc.

Legend: C- Chairman; VC – Vice Chairman; M – Member; ID - Independent Director; NED - Non-Executive Director; Ex - Executive Director; BOD - Board of Directors; ESCG - Board Environmental, Social, and Corporate Governance Committee; ExCom - Board Executive Committee; AudCom - Board Audit Committee; Risk - Board Risk and Reputation Management Committee; RPT - Board Related Party Transactions Committee; Cyber - Board Cybersecurity and Information Security Committee

**During the Company's 2022 Annual Stockholders Meeting, Mr. Manuel R. Salak III was not elected as members of the Board of Directors of AEV. He was replaced by Mr. Cesar G. Romero.*

Board Performance

In 2022, the members of the AEV Board conducted the following performance review and assessment:

Type of Assessment	Respondents and Scope	Criteria
1. Director Self-Assessment	Respondents: Members of the Board	(1) compliance with best governance practices and principles;

Completed: October 2022	Scope: Individual and the collective performance of the members of the Board and Board committees.	(2) participation and contribution to the Board and committee meetings; and (3) performance of their duties and responsibilities as provided in the company's Revised Manuals, Charters, Amended Articles, and Amended By-Laws.
2. Key Officers Evaluation <i>Completed: October 2022</i>	Respondents: Members of the Board Scope: Chairman, Chief Executive Officer, Internal Audit Head, Risk Officer, Corporate Secretary, and Compliance Officer	
3. Director Evaluation <i>Completed: October 2022</i>	Respondents: Executive Officers Scope: Members of the Board and Board Committees	(1) business acumen, (2) independent judgment, (3) familiarity with the business, (4) active participation and effective challenge, (5) professional expertise and network, (6) value contribution, (7) embodiment of Aboitiz core values, and (8) goodwill and reputation.
4. Board and Committee Charter Assessment <i>Completed: October 2022</i>	Respondents: Board and Committee Members	(1) Membership and composition, (2) duties and responsibilities, (3) conduct of meetings, (4) support and resources

In addition, the Corporate Governance Code requires that at least once in every three years, the conduct of the Board performance assessment must be supported by an independent third-party facilitator. AEV complied with this requirement in 2020 with the engagement of the Good Governance Advocates and Practitioners of the Philippines (GGAPP), an independent association of corporate governance practitioners, to support its Board performance assessment exercise. The results of the assessment, as well as the recommendations from GGAPP were presented and discussed during the ESCG Committee meeting on February 16, 2021.

Board Committees

The different Board committees - Audit, Corporate Governance (now Environmental, Social, and Corporate Governance), Risk and Reputation Management, Related Party Transactions, Executive Committee, and the Cyber and Information Security Committee - report regularly to the Board and are crucial in maintaining Board oversight in key management areas.

The mandate of each Board committee, including key accomplishments in 2023, are described below:

- a. The **Board Environmental, Social, and Corporate Governance Committee** is responsible for ensuring the establishment of a governance mechanism that promotes sustainability practices through proper environmental stewardship, social development, and sound corporate governance. The ESCG Committees also perform the functions of the Nomination and Remuneration Committees. In carrying out their duties and responsibilities, the ESCG Committee is supported by the company's Compliance Officer, Chief External Relations Officer, as well as the Group Chief Human Resources Officer. These officers regularly attend committee meetings to act as resource persons. The chairman of the ESCG Committee is the Lead Independent Director.

Key Areas of Focus in 2022

ESCG Committee Charter	- Reviewed and updated AEV's Manual and Board Charter to increase the quorum and vote requirement to two thirds (⅔).
-------------------------------	--

Environmental and Social	<ul style="list-style-type: none"> - Discussed the potential impact of the COP26 outcome on the Group - Monitored the progress of the ongoing Climate Value at Risk study - Monitored the progress of the Group-wide ESG Materiality Re-assessment - Ensured that each of the company's ESG programs are implemented. In the same year, the ESCG Committee amended the Code of Ethics and Business Conduct, and the Whistleblowing Policy to further strengthen the company's commitment to corporate governance, particularly on sustainability and ethical corporate citizenship.
Compliance	<ul style="list-style-type: none"> - Reviewed and monitored AEV's compliance with new laws and regulations. - Ensured that the nomination, selection, election, remuneration, and assessment of each company's directors and officers are aligned with the Manuals.
Corporate Governance	<ul style="list-style-type: none"> - Reviewed and endorsed for Board approval the proposed amendments to and RPT Charter, Risk and Reputation Management Committee Charter and Board Cyber and Information Security Committee Charter - Reviewed and monitored the status of whistleblowing reports.
Nomination and Compensation	<ul style="list-style-type: none"> - Approved the final list of nominees for directors for election after reviewing all the qualifications and none of the disqualifications as provided in the By-Laws, Revised Manuals, and other relevant SEC rules. - Reviewed the qualifications of all persons nominated to appointed positions by the Board. - Reviewed and approved the 2022 groupwide merit increase guidelines.

- b. The **Board Audit Committee** continued to provide oversight over the Company's financial reporting policies, practices and controls, and over the internal and external audit functions necessary for making good audit-related decisions. In 2022, the Audit Committee was Chaired by an Independent Director. The Company's Audit Committee was composed of three independent directors and two non-executive directors. The Company's Chief Financial Officer and Internal Audit Head, who performs the functions of a Chief Audit Executive, are regular attendees and resource persons at committee meeting. At the end of every Audit Committee meeting during 2022, the committee members held private sessions with the companies Internal Audit Heads and the external auditors of AEV. Other attendees are invited as needed.

Key Areas of Focus in 2022

Financial Reports	<ul style="list-style-type: none"> - Reviewed, discussed, and approved for public disclosure the 2022 quarterly unaudited consolidated financial statements. - Endorsed for approval by the full Board the 2022 annual audited financial statements of AEV, its subsidiaries and alliances.
External Auditors	<ul style="list-style-type: none"> - Reviewed the performance of SGV as AEV's external auditor - Endorsed to the Board the appointment of SGV as AEV's External Auditor for 2022 - Reviewed and approved the overall scope and audit plan of SGV - Reviewed and approved the audit plan, fees and terms of engagement which covers non-audit and audit-related services provided by SGV
Internal Auditors	<ul style="list-style-type: none"> - Reviewed and approved the annual audit program for 2022 which also covers the adequacy of resources, qualifications and competency of the staff and independence of the internal auditor. - Confirmed that the internal audit function is executed effectively and internal auditors have conducted their responsibilities objectively and in an unbiased manner.

	- Brought to the attention of the board the seriousness of cybersecurity risks to the group.
Committee Charter	- Updated the Board Audit Committee Charters to improve on each of the company's control performance by having an adequate and effective control system.

- c. The **Board Risk and Reputation Management Committee** exercise oversight functions over the Company's enterprise risk management and reputation management, including corporate brands and communication strategies. In 2022, the committee was chaired by Mr. Erramon I. Aboitiz, a Non-Executive Director. Mr. Aboitiz is neither the Chairman of the Board nor a Chairman of any other Board Committee.

Key Areas of Focus in 2022

Governance	- Established separate board risk and reputation management committees for AEV, Aboitiz Power and Food Group in support of the federalization direction of the group
Business continuity	- Monitored the compliance of AEV with the reportorial requirements of the BIR. Conducted lessons learned on the disruption to operation, namely Typhoon Rai ("Odette") and Indonesian Coal Export Ban. Gaps and recommendations from this lookback process are implemented to strengthen response and recovery of IT, supply chain and other operational disruptions.
Business Risk management	- Reviewed and consolidated top risks of the group for 2022 and assessing frameworks and processes to transition focus on AEV as an investment and portfolio management company
Reputation	- Updated the committee on the annual reputation management plans, result of brand and reputation surveys of the company and other Philippine conglomerates.

- d. The **Board Related Party Transaction Committee** represents the Board in discharging its responsibility to ensure that related party transactions are taken on an arms' length basis and within market rates, with sufficient documentation, and coursed through all appropriate levels of approval necessary. The committee is composed of all the Company's Independent Director. In 2022, the committee was chaired by Ms. Joanne G. De Asis. In 2022, all RPTs were conducted at arm's -length basis.

Key Areas of Focus in 2022

RPT Policy and Committee Charter	- Reviewed and updated AEV's Manul and Board Charter to increase the quorum and voting requirement to two thirds (2/3).
Completion of RPT Certification	- Updated and monitored the compliance with the submission of the RPT Certification by the directors and key officers of AEV in compliance with relevant BIR regulations on the reporting guidelines for the transactions of individuals and juridical entities with related parties. - Monitored the compliance of AEV with the reportorial requirements of the BIR.
Fairness of RPTs	- Continued to ensure that RPTs are taken on an arm's-length basis and within market rates, with sufficient documentation, and coursed through the appropriate levels of approval.

- e. The **Executive Committee** assists the Board in overseeing the Company's day-to-day operations of the Company. The Committee ensures agility in the management of the Company and in strategic decision-making, as well as compliance with the Company's governance policies, during the intervening period

between Board meetings. Due to the monthly Board meetings in 2022, no meetings of the Executive Committee were held.

- f. The **Board Information Security and Cybersecurity Committee** was established on March 8, 2021. It assists the Board in providing strategic direction and ensuring the establishment of a system of governance (processes, policies, controls and management) for the Company and its strategic business units on matters relating to information security and cybersecurity.

Key Areas of Focus in 2022

Organizational	- Established the AEV’s Cyber and Information Security Organizations.
Cybersecurity Strategy	- Reviewed the security programs and initiative supporting the Aboitiz Group cybersecurity programs and its maturity roadmap, and their respective implementation strategies
Cybersecurity Risks	- Reviewed the cybersecurity risk map and key risk treatment plans to include the quantification of cybersecurity risks

For a more detailed discussion on the AEV Board and Board Committees matters, please refer to the 2022 Consolidated Annual and Sustainability Report, the 2022 Integrated Annual Corporate Governance Report (IACGR), and the Governance page of the AEV website, which will become available at www.aboitiz.com

GOVERNANCE PRACTICES

Compliance with Governance Policies

AEV has a Revised Manual and a Code of Ethics and Business Conduct (“Code of Ethics”) to guide the attainment of its corporate goals and the implementation of its strategies. The Revised Manual is generally aligned to the principles and recommendations laid down by the SEC under the Corporate Governance Code for Publicly-Listed Companies to further strengthen the Company’s corporate governance practices. The Board regularly reviews the Revised Manual to ensure that the same remains relevant and responsive to the needs of the organization. Any amendments to the Revised Manual are promptly submitted to the SEC for confirmation and approval.

The Revised Manual is supported by various company policies that are regularly reviewed and issued by the Board including the Code of Ethics. AEV ensures that its Code of Ethics is cascaded to new team members as part of their onboarding processes. Team members are also required to review the Code of Ethics and to sign an affirmation that they have read and understood the same. In order to support this annual exercise, an e-learning module on the Group’s Code of Ethics was developed and is rolled out every year. As part of the Group’s commitments in the Code of Ethics, all team members are expected to act professionally, fairly, and with integrity in all of their business dealings, and to comply with all applicable laws and regulations, including those against bribery and corruption.

The Chief Compliance Officer, together with the Human Resources Department, regularly monitors and evaluates compliance by the Board, management, and employees with the Revised Manual, the Code of Ethics, other company policies, and existing laws and regulations. The Chief Compliance Officer also ensures the implementation of AEV’s policy against conflicts of interests and the misuse of confidential and proprietary information throughout the organization.

The Chief Compliance Officer regularly reports the Company’s compliance status with existing laws and regulations, as well as the Board’s, management’s and employees’ compliance with internal governance policies to the Board ESCG Committee.

In addition, the Company has a Whistleblowing Policy to support the implementation of the Revised Manual and the Code of Ethics. Through this policy, allegations of violations of the Revised Manual, the Code of Ethics, or of other illegal conduct can be reported through an independent whistleblowing portal. Matters reported

through the whistleblowing platform are discussed by the Board ESCG Committee and, if necessary, escalated to the entire Board.

In 2022, AEV updated its Code to align with international best practices and promote the Company's Environmental, Social and Governance efforts. The following policies and guidelines were approved by the Board of Directors:

- Amended Code of Ethics and Business Conduct to (i) strengthen the Company's commitment to sustainability principles, and (ii) further elaborate on the Company's commitment to its stakeholders, particularly on anti-bribery and anti-corruption, trade compliance, and anti-money laundering. Related guidelines on (i) anti-corruption, (ii) gift, meals, and entertainment, and (iii) business partner due diligence were also approved by senior management to operationalize the amendments to the Code
- Amended the Company's Whistleblowing Policy. The Company is evaluating the adoption of a new whistleblowing portal to encourage team members, team leaders and third parties to report suspected or actual violation of the Code and Company policies. Procedures were also developed to assist and guide in the handling, investigation, and resolution of reports or complaints received, whether via the whistleblowing platform or through any other channel.

There are no major deviations from the Revised Manual as of the date of this report. There were also no corruption-related incidents reported in 2022.

For a full discussion on the Company's corporate governance initiatives, please refer to the 2022 Consolidated Annual and Sustainability Report, the 2022 IACGR, and the Governance page of the AEV website which are available at www.aboitz.com.

DISCLOSURE AND TRANSPARENCY

Please refer to page 292 of the Prospectus.

SUSTAINABILITY AND ENVIRONMENT, SOCIAL, AND GOVERNANCE PRACTICES

Sustainable business practices have enabled the Aboitiz Group to operate commercially for 100 years and more. AEV's ESG strategy is anchored on the Group Purpose and Brand Promise *to drive change for a better world by advancing business and communities*. The Company strongly believes that business growth and sustainability can be achieved by balancing the interests of people, planet, and profit, and strengthening its commitment to sustainable ESG practices.

Indices and Ratings

In 2022, AEV continued to be recognized as a constituent company in the S&P Global Corporate Sustainability Assessment (formerly ROBECOSAM CSA). The S&P Global Sustainability Assessment is highly regarded for companies to benchmark their improvements in ESG performance. The Company's score has made steady progress with an incremental 3 points increase in its raw score placing us at 85th percentile, an increase as compared to last year's percentile ranking of 82nd among the industrial conglomerates peer group. The Aboitiz Group also has high data availability and transparency relative to peers.

The Sustainalytics ESG Risk Rating of the Company also maintained its management performance with a score of 40.7, which indicates strong ESG reporting. The Company maintained a risk exposure rating of 38.4. Meanwhile, the Company maintained its BBB rating in the MSCI ESG Rating. The Company also looks into the CDP reporting framework by including it in the Company assessments of its ESG initiatives. The Company completed the three assessments on Climate Change, Water Security and Forest. The group was able to move from Disclosure to Awareness level for Climate Change and Forest guidance to companies.

Sustainability Focus

Please refer to page 293 of the Prospectus.

United Nations Sustainable Development Goals

The Aboitiz Group is one of the first Philippine businesses to support the United Nations' 17 Sustainable Development Goals and in 2020 became a participant in the United Nations Global Compact (UNGC). AEV is also represented as a member of the Board of Trustees of the Global Compact Network Philippines, the country's local chapter of the UNGC.

In the Company's first year of participation, AEV assessed its alignment with the UNGC's 10 business principles. The Company is committed to continuously improve its policies, business processes and initiatives putting at the forefront its commitment to have an environmentally sound business strategy and relevant processes, uphold human rights by continuously conducting human rights assessment in the different value chain processes of the company, create a safe, engaged and inclusive labor environment for the AEV's team members, and operate with high ethical standards of corporate governance and citizenship.

The Company also maximizes the potential of collaborations and partnerships to achieve a greater impact to address the SDGs. Active participation and leadership in organizations such as Philippine Business Coalition for Women Empowerment (PBCWE) and Pilipinas Kontra Gutom (PKG), country representation to the APEC Business Advisory Council (ABAC) thru Aboitiz Group President and CEO Sabin M. Aboitiz, and most recently, signing the company's commitment to the UN Women Empowerment Principles. The Company strongly believes that a successful sustainability agenda can be achieved through inclusive partnerships - at the global, regional, and local level- built upon shared values, vision and goals.

The Company provides its annual Sustainability Report to disclose information on its ESG practices and submits Communication of Progress to UNGC. AEV began publishing its first Sustainability Report in 2009, being one of the few Philippine PLCs to publish and submit a report on its sustainability impacts and performances to SEC.

Council for Inclusive Capitalism

In 2022, Aboitiz Group CEO Sabin Aboitiz was selected a steward for the Council on Inclusive Capitalism. The Council for Inclusive Capitalism is a global community of leaders working to build a more inclusive, sustainable and trusted economic system. This new role and responsibility is aligned to provide the Company a better understanding in setting up its sustainability commitments and targets for its triple bottom line approach.

Sustainability Disclosures and Reporting

In 2021, the Group launched its #OneAboitiz Sustainability microsite (<https://sustainability.aboitiz.com>), a hub of information on the Group's economic, environmental, social, and governance (EESG) programs, as well as an avenue to educate stakeholders on pertinent environmental and social issues related to the business.

The microsite contains a comprehensive source of information on the company's approach to sustainability, climate strategy, environmental practices and solutions, workforce development programs, and the unique Corporate Social Responsibility (CSR) initiatives of the Group towards inclusive growth to address UNSDGs.

The Company provides its annual Sustainability Report to disclose information on its ESG practices and submits Communication of Progress to UNGC. AEV began publishing its first Sustainability Report in 2009, being one of the few Philippine PLCs to publish and submit a report on its sustainability impacts and performances to SEC.

Corporate Social Responsibility

In fulfilling the triple bottom line framework of "people, planet, and prosperity", AboitizPower and its business

units realize their aspirations to “advance business and communities” through the Aboitiz Group’s social development arm, Aboitiz Foundation, Inc. (Aboitiz Foundation). As a partner in nation building, AboitizPower extends educational scholarships, cooperative assistance programs, environmental campaigns, and corporate social responsibility (CSR) activities to its partner communities. Keeping with its framework and aspirations, the Aboitiz Group, via the Aboitiz Foundation, invested a total of ₱155 million in CSR projects and initiatives to support its partner communities in 2022. Broken down, this consisted of ₱44.6 million for environmental programs, ₱9.8 million for enterprise or livelihood programs, ₱45.3 million for educational programs, and ₱55 million for other initiatives. Moving towards its “Great Transformation” to a techglomerate, the Aboitiz Group will harness the opportunities brought forth by new technologies and innovations to further elevate the value, scalability, and sustainability of its CSR program projects.

Further taking part in the Philippines’ post-pandemic economic recovery, AboitizPower continues to extend assistance to its partner communities through its compliance with Energy Regulations No. 1-94 (ER 1-94). The aforementioned program is a policy under the DOE Act of 1992 and the EPIRA, which stipulates that host communities will get a share of one centavo for every kilowatt- hour (₱0.01/kWh) generated by power plants operating in its area. The funds generated can be used by host beneficiaries for the electrification of areas or households that have no access to power, development, and livelihood programs, as well as reforestation, watershed management, health, and environmental enhancement initiatives.

On April 6, 2020, due to the COVID-19 pandemic, the DOE released Department Circular No. DC2020-04-0008 which repurposed ER 1-94 funds for projects that would help alleviate the COVID-19 situation in the country. AboitizPower successfully downloaded about ₱212 million-worth of ER 1-94 funds as of the end of 2022 to about 150 host beneficiaries. About ₱575 million-worth of outstanding ER 1-94 funds was also remitted by the DOE to the Company’s beneficiaries. The remitted funds were used by the beneficiaries to build isolation facilities and purchase relief goods, medical supplies or equipment, and COVID-19 testing kits and vaccines.

With the recent amendment to the ER 1-94 guidelines, power generation companies can now directly download the ER 1-94 fund to their host communities. Streamlining the release of funding will ease the process of implementing projects that benefit the host communities. Towards the end of 2019, AboitizPower led its power generation business units to sign memoranda of agreement with their respective beneficiaries for the amended set-up of the ER 1-94.

Partnerships for a Decarbonized Future

Please refer to page 294 of the Prospectus.

Beyond Compliance

The Aboitiz Group’s brand promise of advancing business and communities extends beyond compliance with government laws and regulations. The Aboitiz Group is committed to stakeholder-focused environmental management projects, such as

a) A-Park Program

The A-Park Program is the Aboitiz Group’s partnership with the Ramon Aboitiz Foundation Inc., Philippine Business for Social Progress, and the carbon sink program of TSI and TVI as part of the Enhanced National Greening Program of the DENR. As the largest tree growing initiative, it has resulted in the planting of as much as 12 million trees, with about 300,000 trees planted by team member volunteers all over the archipelago in 2021. Of the 12 million trees, AboitizPower contributed 5 million from its own initiatives. Between 2016 to 2022, the Company has planted more than 2.1 million trees in 3,497 hectares. Further, AboitizPower also supports the A-Park Program through the watershed management and carbon sink programs of its subsidiaries.

b) Aboitiz Cleanergy Park

The Aboitiz Cleanergy Park, located in Davao City, serves as a sanctuary and safe nesting ground for the critically endangered Hawksbill sea turtles (*Eretmochelys imbricata*), as well as to more than 100 species of endemic and migratory birds, and marine species. The eight-hectare park actively promotes decarbonization in an urban area via habitat conservation and biodiversity management, showcasing a mangrove reforestation site, nursery, and botanical garden for the propagation of 29 native tree species. Since 2014, the park has already released more than 7,470 hatchlings to the sea, planted 16,442 mangroves, and rescued 20 pawikans. It has been designated by the DENR as the Pawikan Rescue Center of Davao City.

c) Cleanergy Center and Energy Education Resource Center

Located at the Makiling-Banahaw Geothermal Complex of APRI, the Cleanergy Center is an educational facility that serves to uphold the Aboitiz Group's advocacy to renewable energy education - the first of its kind in the country. Launched in August 2013, the Center has audiovisual presentations, interactive displays, and a tour of a working geothermal power plant. It has since accommodated close to 56,000 local and foreign visitors.

Meanwhile, the Energy Education Center is a public facility at TSI's Davao baseload power plant that teaches electric power generation via interactive scale models and displays of the Philippine energy sector and various advanced technologies, as well as an overview of the power plant's 300 MW operations. Since it was inaugurated by TSI and the Aboitiz Foundation in May 2016, it has welcomed about 3,500 visitors.

d) Building Resilient Infrastructure and Communities through Kaibigans (B.R.I.C.K) Hub

The Building Resilient Infrastructure and Communities through Kaibigans (B.R.I.C.K) Hub is a project that produces eco-bricks incorporating ash by-products from our power generation plant and community plastic wastes to the Company's community partners, Barangay Binugao and Inawayan. The ash and plastics are upcycled into high-value pavers and bricks that are nine times stronger than a typical hollow block brick. Aside from providing livelihood opportunities, it also promotes solid waste management, supports resilient infrastructure, and reduces the Company's collective environmental footprint. The project is a collaboration among TSI, Green Antz Builders, Inc., United Kaibigan Multipurpose Cooperative (UKC), and Income Credit Cooperative (ICC).

e) #BetterTogether Talks

Launched in 2021, the #BetterTogether series was created to improve its team members' knowledge and appreciation of Sustainability and different ESG topics and issues that impact the Company and its stakeholders.

In these internal awareness events, AboitizPower President and Chief Executive Office, Manny Rubio, joins as panelist, along with invited external subject matter experts as speakers, to enrich the discussion on the various sustainability concerns. In 2022, the Company discussed several topics which includes the Philippine energy outlook and contribution to Sustainable Development Goals (SDG) number 7, climate justice, diversity, equity, and inclusion (DEI), circular economy and the role of the 17 SDGs.

f) Other Initiatives

As part of its efforts to reduce carbon emissions and improve climate change resilience, AboitizPower and its subsidiaries took part in many other initiatives. These include the Annual Aboitiz group wide simultaneous tree

planting, watershed projects, adoption of protected areas, Adopt-a-River, Adopt-a-Marine Sanctuary, coastal and river clean-ups, and Philippine Eagle Adoption. In addition, AboitizPower has also integrated pollution control devices and new technology and systems that improve its processes and optimize its resources.

EXECUTIVE COMPENSATION

Information as to the aggregate compensation paid or accrued to AEV's Chief Executive Officer and four most highly compensated executive officers, as well as other directors and officers during the last two completed fiscal years and the ensuing fiscal year are as follows:

Name of Officer and Principal Position	Year	Salary	Bonus	Other Compensation
<p>CHIEF EXECUTIVE OFFICER AND FOUR MOST HIGHLY COMPENSATED OFFICERS</p> <p>1. SABIN M. ABOITIZ <i>President and Chief Executive Officer</i></p> <p>2. MANUEL R. LOZANO <i>Senior Vice President and Chief Financial Officer</i></p> <p>3. SUSAN V. VALDEZ <i>Senior Vice President and Chief Corporate Services Officer</i></p> <p>4. MARIA VERONICA C. SO <i>Senior Vice President – Group Treasurer</i></p> <p>5. MANUEL ALBERTO R. COLAYCO <i>Senior Vice President – Chief Legal and Compliance Officer/Corporate Secretary</i></p>				
All above named officers as of group	Actual 2022	₱148,400,396.00	₱15,555,513.00	₱14,854,434.00

	Actual 2021	₱115,012,858.00	₱13,813,339.00	₱13,099,689.00
	Projected 2023	₱156,734,865.00	₱20,649,883.00	₱18,566,062.00
All other directors and officers as a group unnamed	Actual 2022	₱29,548,811.00	₱3,491,396.00	₱47,958,355.00
	Actual 2021	₱26,219,583.00	₱3,189,802.00	₱
	Projected 2023	₱32,503,692.00	₱3,840,535.00	₱52,754,191.00

The Amended By-Laws of the Company as approved by the SEC on October 1, 2020 defined corporate officers as follows: the Chairman of the Board; the Vice Chairman; the Chief Executive Officer; Chief Operating Officer; the Treasurer, the Corporate Secretary; the Assistant Corporate Secretary; and such other officers as may be appointed by the Board.

Except for the regular company retirement plan, which by its very nature will be received by the officers concerned only upon retirement from the Company, the above-mentioned officers do not receive any other compensation in the form of warrants, options, and/or profit-sharing.

There is no compensatory plan or arrangement between the Company and any executive in case of resignation or any other termination of employment or from a change-in-control of the Company.

COMPENSATION OF DIRECTORS

Standard Arrangements

AEV directors receive a monthly allowance of ₱150,000.00 while the Chairman of the Board receives a monthly allowance of ₱200,000.00. In addition, each director/member and the Chairman of the Board and the Board Committees receive a per diem for every Board or Board Committee meeting attended as follows:

Type of Meeting	Directors	Chairman of the Board
Board Meeting	₱150,000.00	₱225,000.00

Type of Meeting	Committee Member	Chairman of the Committee
Board Committee Meeting (except Audit Committee)	₱100,000.00	₱150,000.00
Audit Committee	₱100,000.00	₱200,000.00

In compliance with Section 29 of the Revised Corporation Code, the total compensation of each of the Company's directors as of December 31, 2022 is as follows:

Name of Director	Total Compensation Received by Directors ^[1]
ENRIQUE M. ABOITIZ <i>Chairman of the Board</i>	₱6,750,000.00
MIKEL A. ABOITIZ <i>Vice Chairman of the Board</i>	₱4,350,000.00
ERRAMON I. ABOITIZ <i>Director</i>	₱6,650,000.00
SABIN M. ABOITIZ* <i>President and Chief Executive Officer</i>	₱6,000,000.00
ANA MARIA A. DELGADO* <i>Director</i>	₱4,900,000.00
JUSTO A. ORTIZ* <i>Director</i>	₱5,100,000.00
ROMEO L. BERNARDO <i>Lead Independent Director</i>	₱5,900,000.00
JOANNE G. DE ASIS <i>Independent Director</i>	₱6,150,000.00
CESAR G. ROMERO** <i>Lead Independent Director</i>	₱3,900,000.00
MANUEL R. SALAK III** <i>Independent Director</i>	₱2,300,000.00

[1] Consisting of the monthly allowance and per diem. Per diem is based on the directors' attendance in the Board and Board Committee meetings, and their Committee memberships for the period January 1 to December 31, 2021.

*A portion of the director's compensation was paid to their nominating company.

** Mr. Romero was elected as the Company's Independent Director during the 2022 ASM. Mr. Salak II was not re-elected during the 2021 ASM

Other Arrangements

Please refer to page 298 of the Prospectus.

Employment Contracts and Termination of Employment and Change-in-Control Arrangements

Please refer to page 299 of the Prospectus.

Warrants and Options Outstanding

Please refer to page 299 of the Prospectus.

SECURITY OWNERSHIP OF CERTAIN BENEFICIAL OWNERS AND MANAGEMENT

SECURITY OWNERSHIP OF CERTAIN RECORD AND BENEFICIAL OWNERS (MORE THAN 5% OF THE VOTING SHARES) AS OF JUNE 30, 2023

Title of Class of Shares	Name, Address of Record Owner, and Relationship with Issuer	Name of Beneficial Owner and Relationship with Record Owner	Citizenship	No. of Shares Held and Nature of Ownership (Record and/or Beneficial)	Percentage of Ownership
Common	1. Aboitiz & Company, Inc. (ACO) ²⁸ Aboitiz Corporate Center, Gov. Manuel A. Cuenco Avenue, Kasambagan, Cebu City (Stockholder)	ACO	Filipino	2,735,600,915 (Record and Beneficial)	48.59%
Common	2. PCD Nominee Corporation ²⁹ (Filipino) 37th Floor, Tower 1, The Enterprise Center, 6766 Ayala Avenue cor. Paseo de Roxas, Makati City, 1226 Metro Manila (Stockholder)	PCD participants acting for themselves or for their customers. ³⁰	Filipino	1,067,542,404 (Record)	18.96%
Common	3. Ramon Aboitiz Foundation, Inc. (RAFI) 35 Lopez Jaena St., Cebu City (Stockholder)	RAFI	Filipino	426,804,093 (Record and Beneficial)	7.58%

²⁸ ACO, the major shareholder of Aboitiz Equity Ventures Inc., is a corporation wholly-owned by the Aboitiz family. No single stockholder, natural or juridical, owns 5% or more of the shareholdings of ACO.

²⁹ PCD Nominee Corporation (Filipino and Foreign) is not related to AEV. The beneficial owners of the shares held through a PCD participant are the beneficial owners thereof to the extent of the number of shares registered under the respective accounts with the PCD participant.

³⁰ Each beneficial owner of shares through a PCD participant is the beneficial owner of such number of shares he owns in his account with the PCD participant. AEV has no record relating to the power to decide how the shares held by PCD Nominee Corporation (Foreign and Filipino) are to be voted.

Common	5. PCD Nominee Corporation³¹(Foreign) 37th Floor, Tower 1, The Enterprise Center, 6766 Ayala Avenue cor. Paseo de Roxas, Makati City, 1226 Metro Manila (Stockholder)	PCD participants acting for themselves or for their customers. ³²	Non-Filipino	324,357,726 (Record)	5.76%
--------	--	---	--------------	--------------------------------	--------------

SECURITY OWNERSHIP OF MANAGEMENT AS OF June 30, 2023 (RECORD AND BENEFICIAL)

Name of Owners and Position	Title of Class of Shares	No. of Shares and Nature of Ownership (Direct and/or Indirect)		Citizenship	Percentage of Ownership
Enrique M. Aboitiz Chairman of the Board	Common	6,000	Direct	Filipino	0.00%
		419,110	Indirect		0.01%
Mikel A. Aboitiz Vice Chairman of the Board	Common	10	Direct	Filipino	0.00%
		126,524,836	Indirect		2.25%
Erramon I. Aboitiz Director	Common	1,001,000	Direct	Filipino	0.02%
		77,074,387	Indirect		1.37%
Sabin M. Aboitiz Director/President and Chief Executive Officer	Common	14,415,651	Direct	Filipino	0.26%
		16,526,461	Indirect		0.29%
Ana Maria A. Delgado Director	Common	500	Direct	Filipino	0.00%
		31,827,888	Indirect		0.57%
Justo A. Ortiz Director	Common	1	Direct	Filipino	0.00%
		0	Indirect		0.00%
Romeo L. Bernardo Lead Independent Director	Common	100	Direct	Filipino	0.00%
		0	Indirect		0.00%
Joanne G. De Asis Independent Director	Common	100	Direct	Filipino	0.00%
		0	Indirect		0.00%

³¹Supra Note 10.

³²Supra Note 11.

Cesar G. Romero Independent Director	Common	50	Direct	Filipino	0.00%
		0	Indirect		0.00%
Jose Emmanuel U. Hilado* Senior Vice President/Chief Financial Officer/Corporate Information Officer	Common	0	Direct	Filipino	0.00%
		195,000	Indirect		0.00%
Susan V. Valdez Senior Vice President and Chief Corporate Services Officer	Common	769,926	Direct	Filipino	0.01%
		220,637	Indirect		0.01%
Manuel Alberto R. Colayco Senior Vice President – Chief Legal Officer/Corporate Secretary/Chief Compliance Officer	Common	45,087	Direct	Filipino	0.00%
		19,630	Indirect		0.00%
Maria Veronica C. So Senior Vice President – Group Treasurer	Common	0	Direct	Filipino	0.00%
		9,617	Indirect		0.00%
Santanina Apolinaria B. Castro First Vice President – Risk Management	Common	0	Direct	Filipino	0.00%
		13,414	Indirect		0.00%
Christine C. Kempeneers Data Privacy Officer	Common	0	Direct	Filipino	0.00%
		800	Indirect		0.00%
Maria Lourdes Y. Tanate Vice President – Group Internal Audit Head	Common	0	Direct	Filipino	0.00%
		74,386	Indirect		0.00%
Mailene M. de la Torre Assistant Vice President – Assistant Corporate Secretary	Common	0	Direct	Filipino	0.00%
		0	Indirect		0.00%
Sammy Dave A. Santos Assistant Corporate Secretary	Common	0	Direct	Filipino	0.00%
		0	Indirect		0.00%
TOTAL		269,144,591			4.79%

*Mr. Hilado replaced Mr. Manuel R. Lozano as the Company's Senior Vice President/Chief Financial Officer/Corporate Information Officer effective January 1, 2023

VOTING TRUST HOLDERS OF 5% OR MORE OF COMMON EQUITY

No person holds, under a voting trust or similar agreement, more than five percent (5%) of AEV's common equity.

CHANGES IN CONTROL

There are no arrangements that may result in a change in control of AEV during the period covered by this report.

CERTAIN RELATIONSHIPS AND RELATED TRANSACTIONS

AEV and its Subsidiaries, in their regular conduct of business, have entered into related party transactions consisting of professional and technical services, rental, money market placements, and power sales and purchases. These are made on an arm's length basis.

ACO, the parent company of AEV, and certain associates have service contracts with either AEV or AboitizPower (parent companies) for corporate center services rendered, such as human resources, internal audit, legal, treasury, government relations, and corporate finance, among others. These services are obtained from AEV and AboitizPower to enable the Aboitiz Group to realize cost synergies. The parent companies maintain a pool of highly qualified professionals with business expertise specific to the businesses of the Aboitiz Group. Transactions are priced on an arm's length basis, and covered with service level agreements to ensure quality of service.

ACO and certain associates lease office spaces from CPDC, a Subsidiary of AEV. Rental rates are comparable with prevailing market prices. These transactions are covered with lease contracts with three-year periods.

The Group has cash deposits and money market placements with UnionBank and CitySavings, AEV's banking Associates. These are earning interest at prevailing market rates.

Power generation Subsidiaries sell to certain power associates based on their respective power supply agreements. Meanwhile, power distribution subsidiaries purchase from certain generation associates based on existing power purchase agreements.

A wholly-owned construction and steel fabrication Subsidiary of ACO renders its services to the Aboitiz Group for the construction of new power plants and residential units.

The Company's retirement benefit fund (the "Fund") is in the form of a trust being maintained and managed by an independent committee of select officers of the Company. The Fund has investments in the equity of the Company, AboitizPower, and UnionBank.

No other transaction, without proper disclosure, was undertaken by the Company in which any director or executive officer, any nominee for election as director, any beneficial owner (direct or indirect) or any member of his immediate family was involved or had a direct or indirect material interest. Other than what has been discussed in this Annual Report and the Company's 2022 Annual Financial Statements, there are no other related party transactions entered into by the Company with related parties, including transactions with directors or self-dealings by the Company's directors.

AEV employees are required to promptly disclose any business and family-related transactions with the Company to ensure that potential conflicts of interest are determined and brought to the attention of management.

AEV's RPT Committee has the mandate to ensure that related party transactions are taken on an arms' length basis and within market rates, with sufficient documentation, and coursed through all appropriate levels of approval necessary. AEV's current RPT Policy continues to ensure that RPTs are conducted at arms-length and at market prices, and undergo the appropriate approval process.

For detailed discussion on RPTs, please refer to the notes of the Company's consolidated financial statements.

DESCRIPTION OF DEBT

This section discusses additional debt incurred after the date of the Prospectus. The following section is qualified in its entirety by, and should be read in conjunction with, the more detailed information found in the Prospectus.

From the date of the Prospectus to the date of this Offer Supplement, AEV has incurred the following outstanding long term indebtedness:

AEV ₱20 billion Fixed Rate Bonds Due 2026 and 2029

On December 7, 2022, AEV issued fixed rate bonds (the “2022 Bonds”) in two series: (a) Series A 2022 Bonds, with a term of three (3) years and six (6) months from Issue Date, and (b) Series B 2022 Bonds, with a term of seven (7) years from Issue Date.

The Series A 2022 Bonds has a fixed interest rate of 6.8725% per annum and an optional redemption beginning on the second (2nd) year and sixth (6th) month anniversary of the Issue Date of the Series A Bonds or the immediately succeeding Banking Day if such date is not a Banking Day. On the other hand, the Series B Bonds has a fixed interest rate of 7.5321% per annum and an optional redemption on the fourth (4th) anniversary of the Issue Date of the Series B 2022 Bonds, or the immediately succeeding Banking Day if such date is not a Banking Day. BDO Capital & Investment Corporation, BPI Capital Corporation, China Bank Capital, and First Metro Investment Corporation were appointed as joint issue managers, joint lead underwriters, and joint bookrunners while BDO Unibank, Inc. - Trust and Investments Group was appointed as Trustee.

The 2022 Bonds shall constitute the direct, unconditional, unsecured and unsubordinated Philippine Peso-denominated obligations of the Issuer and shall rank *pari passu* and ratably without any preference or priority amongst themselves and at least *pari passu* in priority of payment with all other present and future unsecured and unsubordinated obligations of the Issuer, other than (i) obligations preferred by the law, (ii) any obligation incurred by the Issuer pursuant to Section 5.2(a) of the Trust Agreement or as may be allowed by the Trust Agreement, and (iii) other Indebtedness or obligations disclosed by the Issuer to the Trustee as of Issue Date. The Bonds shall effectively be subordinated in right of payment to, among others, all of AEV’s secured debts to the extent of the value of the assets securing such debt and all of its debt that is evidenced by a public instrument under Article 2244(14) of the Civil Code of the Philippines. Transfers of the Bonds shall be coursed through the PDTC as Registrar. Transfer and/or settlement of the Bonds shall be performed in accordance with the PDTC rules and procedures to be set by the Issuer and Registrar.

The Company is subject to the following negative covenants, among others:

- a. Encumbrances. The Issuer shall not permit any Indebtedness to be secured by or to benefit from any Lien, in favor of any creditor or class of creditors on, or in respect of, any present or future assets or revenues of the Issuer or the right of the Issuer to receive income; Provided, however that this shall not prohibit the following:
 - i. any Lien over any asset to secure: (x) payment of the purchase price or cost of leasehold rights of such asset; or (y) the payment of the cost and expenses for the development of such asset pursuant to any development made or being made by the Issuer or its Affiliate in the ordinary course of business; or (z) the payment of any indebtedness in respect of borrowed money (including extensions and renewals thereof and replacements therefor) incurred for the purpose of financing the purchase, lease, development, operation or maintenance of such asset;
 - ii. Liens or charges for current taxes, assessments, or other governmental charges which are not delinquent or remain payable, without any penalty, or the validity of which is contested in good faith by appropriate proceedings diligently pursued;
 - iii. any Lien to secure, in the normal course of the business of the Issuer or its affiliates: (x) statutory or regulatory obligations; or (y) performance of bids, tenders, contracts (other than for the repayment of borrowed money) or leases;
 - iv. any Lien to secure, in relation to a pending judicial, administrative, or arbitral proceeding, the Issuer or its affiliates’ (x) surety or appeal bonds; or (y) bonds for release of attachment, stay of execution or injunction;

- v. any Lien constituted for the purpose of securing an affiliate's obligation in connection with any contract or agreement that has been assigned to such affiliate by the Issuer;
- vi. any Lien constituted for the purpose of securing an obligation in connection with any contract or agreement of sale of any asset by the Issuer, provided that the Lien is removed or discharged within twelve (12) months of the date of the sale of the asset;
- vii. any Lien created over (x) deposits made by the Issuer with the proceeds of any loan facility made to it by any bank or financial institution denominated in a currency other than Philippine Pesos ("foreign currency"); or (y) financial instruments denominated in foreign currency owned by the Issuer, in each case solely for the purposes of raising an equivalent amount of indebtedness in any currency;
- viii. any Lien on the properties and assets of the Issuer: (x) imposed by Applicable Law, such as carriers' Liens, warehousemen's Liens, mechanics' Liens, unpaid vendors' Liens, and other similar Liens arising in the ordinary course of business; (y) arising out of pledges or deposits under workmen's compensation laws, unemployment insurance, old age pensions, or other social security or retirement benefits or similar legislation, or retirement benefit plans of the Issuer; or (z) arising out of the set-off provision on other agreements of the Issuer relating to Indebtedness;
- ix. any Lien in favor of banks, insurance companies, other financial institutions, and Philippine government agencies, departments, authorities, corporations of other juridical entities which secure a preferential financing obtained by the Issuer under a governmental program and the aggregate principal amount of such preferential financing does not exceed Thirty-Five percent (35%) of the Issuer's total assets;
- x. any Lien over its cash deposits, short-term cash investments, and marketable investment securities in favor of banks and other financial institutions, which secure (i) any borrowed money in connection with a Treasury Transaction in the ordinary course of business of Issuer, provided that the aggregate amount of security does not at any time exceed United States Dollars: Forty million (US\$40,000,000.00) or its equivalent; and/or (ii) standby letters of credit to be used to guarantee additional equity infusions by the Issuer in its Subsidiaries or Affiliates and/or used in the ordinary course of business of Issuer, its Subsidiaries and/or Affiliates;
- xi. other Liens: (x) created solely by operation of law; and (y) on such other assets, whether constituted before or after the Issue Date, as may be disclosed in writing by the Issuer to the Trustee on or before the execution of this Agreement; and
- xii. any Lien constituted over the investment of the Issuer in any of its affiliate, and whether such investment is in the form of shares, deposits or advances to guarantee or secure the obligations of the said affiliates;
- xiii. any Lien constituted for any obligation or credit facility incurred for the purpose of pursuing any infrastructure project, energy project, power project or investment therein, whether such project is undertaken by the Issuer itself, by its Affiliates, and/or by the Issuer or its Affiliates with third parties, and whether the same is carried on separately from or integrated with any of the Issuer's existing business, or any Lien constituted by the Issuer on its right to receive income or revenues (whether in the form of dividends or otherwise) from said projects or related investments therein;

Provided that for purposes of "affiliate" as used in Section 5.2a(iii), (iv), (v), and (xii) of this Agreement, it shall refer to any Person in which the Issuer has investment, whether direct or indirect, in.

- b. Nature of Business. Except as required by Applicable Law or any Governmental Authority, the Issuer shall not: (i) make or permit any material change in the nature of its business from that being carried on as of the date hereof; or (ii) engage in any business operation or activity other than that for which it is presently authorized, expressly or impliedly, by its Articles of Incorporation or by Applicable Law;
- c. Merger or Consolidation. The Issuer shall not enter into any merger or consolidation except where (i) the Issuer is, or the Aboitiz Group retains Control of, the surviving corporation; (ii) such merger or consolidation is required by law, regulation, or decree; or (iii) such merger or consolidation does not result in a Material Adverse Effect;

- d. Amendment of Articles of Incorporation and By-laws: Quasi-reorganization. Except as required by Applicable Law, the Issuer shall not amend its Articles of Incorporation and/or By-laws or reorganize or reduce its capital where such amendment, reorganization, or reduction of capital results in a Material Adverse Effect;
- e. Declaration and Payment of Cash Dividends/Issuance of Share. The Issuer shall not declare or pay any dividends to its stockholders (other than dividends payable solely in shares of its capital stock and cash dividends due on its then-outstanding preferred shares) or retain, retire, purchase or otherwise acquire any class of its capital stock, or make any other capital or other asset distribution to its stockholders, unless all payments due under the Bonds are current and updated;
- f. Sale or Lease of Assets. The Issuer shall not sell, assign, lease, transfer, dispose, or subject all and/or substantially all of its properties and assets (whether in a single transaction or in a series of transactions, related or otherwise), divest any of its existing investments, or acquire all or substantially all of the properties or assets of any other Person except when such sale, assignment, lease, transfer, disposition, divestment, or acquisition: (i) is made in the ordinary course of business; (ii) is required by Applicable Law or any Governmental Authority; or (iii) does not result in a Material Adverse Effect;
- g. Assignment of Revenues/Income. The Issuer shall not assign, transfer or otherwise convey any right to receive any of its income or revenues except when such assignment, transfer, or conveyance: (i) is allowed under Section 5.2a above; (ii) is made in the ordinary course of day-to-day operations; (iii) is required by Applicable Law or any Governmental Authority; or (iv) does not result in a Material Adverse Effect;
- h. Guarantee. The Issuer shall not assume (or agree contingently or otherwise to do so) the Indebtedness, or guarantee, endorse, or otherwise become directly or contingently liable (including without limitation, to become liable by way of agreement, contingent or otherwise, to purchase, use facilities, provide funds for payment, supply funds or otherwise invest in the debtor or otherwise to assure the creditor against loss) for or in connection with any obligation or Indebtedness of any other Person, other than (i) obligations of its Subsidiaries or Affiliates or any Person which the Issuer has investments in, whether such investment is in the form of shares, deposits or advances; and (ii) loans and other obligations of employees and officers pursuant to their employment and forming part of their compensation package;
- i. Suspension of Business. The Issuer shall not voluntarily suspend its business operations in a manner that will result in a Material Adverse Effect, or dissolve its affairs;
- j. Loans and Advances to any Person. The Issuer shall not extend any loan, advance or subsidy to any person (other than to its Subsidiaries or Affiliates or any Person which the Issuer has investments in, whether such investment is in the form of shares, deposits or advances, or transactions in the ordinary course of business) which will have a Material Adverse Effect. Neither shall the Issuer make any deposit, credit to, or investment in, any Person which will have a Material Adverse Effect, except for bank deposits, money market placements, and other transactions in the ordinary course of business;
- k. Incurrence of Additional Loans. The Issuer shall not incur any loan obligation with a maturity of more than one (1) year, if on the Transaction Date, after giving effect to the incurrence of such loan obligation and any other such cumulative obligations, but not giving any effect to the receipt or application of proceeds therefrom, the Net Debt to Consolidated Equity Ratio, as at the last day of the Relevant Period immediately preceding the Transaction Date (and giving effect to the incurrence of such loan obligation and any other such cumulative obligations), will exceed 3:1. At least two (2) Banking Days prior to the Transaction Date, the Issuer shall furnish the Trustee, substantially in the form of Exhibit 2 a certificate signed by the Chief Finance Officer or a duly designated officer of the Issuer stating the Net Debt,

Consolidated Equity and Net Debt to Consolidated Equity Ratio of the Issuer, dated on the date of delivery thereof, together with the relevant supporting documents to enable the validation of such calculation;

- I. Acceleration of Outstanding Credit Obligations. The Issuer shall not, after the occurrence of an Event of Default, voluntarily prepay any Indebtedness unless it shall contemporaneously make a proportionate prepayment of the Bonds; and
- m. Material Adverse Effect. The Issuer shall not, in any case, execute, perform or do any other act which shall have a Material Adverse Effect.

Please refer to pages 304-311 of the Prospectus for the other outstanding indebtedness of the Company that were incurred as of the date of the Prospectus.

INDEPENDENT AUDITORS AND COUNSEL

LEGAL MATTERS

All legal opinions/matters in connection with the issuance of the Bonds will be passed upon by Romulo Mabanta Buenaventura Sayoc & de los Angeles (“**Romulo Law**”) for the Issuer, and Picazo Buyco Tan Fider and Santos (“**Picazo Law**”), for the Joint Lead Underwriters and Joint Bookrunners. Certain matters relating to the legality of the Offer and tax matters were passed upon by Gatmaytan Yap Patacsil Gutierrez & Protacio (“**CG Law**”) for the limited purpose of issuing an opinion required by the SEC. Neither Romulo Law, Picazo Law or CG Law has any direct or indirect interest in the Company.

Picazo Law may from time to time be engaged to advise in the transactions of the Company and perform legal services on the basis that Picazo Law provides such services to its other clients.

INDEPENDENT AUDITORS

The consolidated financial statements of the Company as at December 31, 2022, 2021, 2020, and 2019 and for the three years then ended have been audited by SyCip Gorres Velayo & Co., a member firm of Ernst & Young, independent auditors, in accordance with Philippine Standards on Auditing as set forth in their report thereon appearing elsewhere in this Preliminary Offer Supplement.

Ms. Jhoanna Feliza C. Go has been AEV's new audit partner from SGV since 2022. Ms. Go replaced Ms. Maria Veronica R. Pore who served as AEV's audit partner from 2017 to 2021.

EXTERNAL AUDIT FEES AND SERVICES

The following table sets out the aggregate fees paid by the Registrant for professional fees rendered by SGV:

Fee Type	Year ended December 31, 2022
Audit Fees	
Audit Fees	₱632,500.00
Audit-Related Fees	12,264,000.00
Total	₱12,896,500.00
Non-Audit Fees	
Consultancy Fees	₱54,208.00
Total	₱54,208.00
Total Audit and Non-Audit Fees	₱12,950,708.00

Please also refer to page 312 of the Prospectus for the information on the aggregate fees paid for services rendered by SGV in years ended December 31, 2021 and 2020.

The audit-related fees include assurance and services that are related to the review of AEV's financial statements pursuant to its bond issuances. The non-audit fees were paid for AEV's transfer pricing study and assistance in preparation of tax forms.

As a policy, the Board Audit Committee makes recommendations to the Board concerning the choice of external auditor and pre-approves audit plans, scope, and frequency before the audit is conducted.

Audit services of external auditors for the years 2022, 2021 and 2020 were pre-approved by the Board Audit Committee. The Committee had also reviewed the extent and nature of these services to ensure that the independence of the external auditors is preserved.

CHANGES IN AND DISAGREEMENTS WITH ACCOUNTANTS ON ACCOUNTING AND FINANCIAL DISCLOSURE

The Company has engaged the services of SGV during the two most recent fiscal years. There are no disagreements with SGV on accounting and financial disclosure.

BOARD AUDIT COMMITTEE

In giving effect to its duly approved charter, the Audit Committee assisted the Board in fulfilling its oversight responsibility to the Company and its stakeholders by providing advice relating to: (a) the adequacy and efficiency of the Company's system of internal controls, governance and risk management processes; (b) the quality and integrity of the Company's accounting, auditing, legal, ethical and regulatory compliances; (c) the annual independent audit of the Company's financial statements and the external auditors' qualification and independence; (d) due observance of applicable laws and regulations that may have financial and other material exposure to the Company; and (e) providing an avenue of communication among the independent auditors, the management, the internal audit and the Company.

The Committee has established a constructive and collaborative relationship with the Company's senior leadership to assist, but not to pre-empt any responsibility in making final audit-related decisions.

The Audit Committee is composed of five (5) members, three (3) of whom are independent directors including its Chairman.

Cesar G. Romero (an Independent Director) is the Chairman of the Committee. Other members of the committee are Joanne G. De Asis (Independent Director), Romeo L. Bernardo (Independent Director), Erramon I. Aboitiz (Non-Executive Director) and Ana Maria A. Delgado (Non-Executive Director).

TAXATION

Please refer to pages 314- 319 of the Prospectus.

FINANCIAL AND OTHER INFORMATION

1. Unaudited Interim Consolidated Financial Statements as of March 31, 2023 and for the three- month period ended March 31, 2023 and 2022, Annex A
2. Audited Consolidated Financial Statements as of December 31, 2022 and 2021 for each of the three years in the period ended December 31, 2022, Annex B
3. Audited Consolidated Financial Statements as of December 31, 2021 and 2020 and for each of the three years in the period ended December 31, 2021, Annex C



May 15, 2023

SECURITIES AND EXCHANGE COMMISSION

SEC Headquarters, 7907 Makati Avenue,
Salcedo Village, Bel-Air, Makati City

ATTENTION : **DIR. VICENTE GRACIANO P. FELIZMENIO, JR.**
Markets and Securities Regulation Department

via PSE EDGE

PHILIPPINE STOCK EXCHANGE, INC.

3rd Floor, Philippine Stock Exchange Plaza
Ayala Triangle, Ayala Avenue, Makati City

ATTENTION : **MS. ALEXANDRA D. TOM WONG**
Officer-in-Charge, Disclosure Department

via electronic mail

PHILIPPINE DEALING & EXCHANGE CORP.

Market Regulatory Services Group
29th Floor BDO Equitable Tower
8751 Paseo de Roxas, Makati City

ATTENTION : **ATTY. MARIE ROSE M. MAGALLEN-LIRIO**
Head - Issuer Compliance and Disclosures Department

Gentlemen:

Please see enclosed SEC Form 17-Q (1st Quarterly Report for 2023) of Aboitiz Equity Ventures Inc.

Kindly acknowledge receipt hereof.

Thank you.

Very truly yours,

ABOITIZ EQUITY VENTURES INC.

By:

MANUEL ALBERTO R. COLAYCO
Corporate Secretary

COVER SHEET

C E O 2 5 3 6

S.E.C. Registration Number

A B O I T I Z E Q U I T Y V E N T U R E S I N C .

(Company's Full Name)

3 2 N D S T R E E T , B O N I F A C I O G L O B A L

C I T Y , T A G U I G C I T Y , M E T R O M A N I L A

P H I L I P P I N E S

(Business Address: No. Street City / Town / Province)

MANUEL ALBERTO R. COLAYCO

Contact Person

(02) 886-2338

Company Telephone Number

1 2 3 1

Month Day Fiscal Year

1st Quarterly Report 2023

1 7 - Q

FORM TYPE

4th Monday of April

0 4 2 4

Month Day Annual Meeting

N/A

Secondary License Type, if Applicable

SEC

Dept. Requiring this Doc

N/A

Amended Articles Number/Section

Total No. of Stockholders

x

Domestic

Foreign

To be accomplished by SEC Personnel concerned

File Number

LCU

Document I.D.

Cashier

STAMPS

Remarks = Pls. use black ink for scanning purposes

12. Indicate by check mark whether the registrant:

- (a) has filed all reports required to be filed by Section 17 of the Code and SRC Rule 17 thereunder or Sections 11 of the RSA and RSA Rule 11(a)-1 thereunder, and Sections 26 and 141 of the Corporation Code of the Philippines, during the preceding twelve (12) months (or for such shorter period the registrant was required to file such reports)

Yes No

- (b) has been subject to such filing requirements for the past ninety (90) days.

Yes No

PART I – FINANCIAL INFORMATION

Item 1. Financial Statements

Please refer to the financial statements and schedule attached herewith

Item 2. Management's Discussion and Analysis or Plan of Action of Financial Condition and Results of Operations

Management's Discussion and Analysis or Plan of Action of Financial Condition and Results of Operations

The following discussion and analysis of the financial condition and results of operations of Aboitiz Equity Ventures Inc. (AEV, the "Company", or the "Parent Company") and its Subsidiaries (collectively, the "Group") should be read in conjunction with the unaudited condensed consolidated financial statements and accompanying disclosures set forth elsewhere in this report.

The Group's operating segments are as follows: a.) Aboitiz Power Corporation (AboitizPower) and its Subsidiaries (collectively, the "Power Group"), b.) Banking and Financial Services, c.) Pilmico Foods Corporation and its Subsidiaries, and Pilmico International Pte. Ltd. (Pilmico International) and its Subsidiaries (collectively, the "Food Group"), d.) Aboitiz InfraCapital Inc. and its Subsidiaries and Republic Cement and Building Materials, Inc. (RCBM) and its Subsidiaries (RCBM Group) (collectively, the "Infrastructure Group"), and e.) AboitizLand, Inc. (AboitizLand) and its Subsidiaries (collectively, the "Real Estate Group").

TOP FIVE KEY PERFORMANCE INDICATORS

Management uses the following indicators to evaluate the performance of AEV and its subsidiaries:

1. EQUITY IN NET EARNINGS OF INVESTEEES

Equity in net earnings (losses) of investees represents the Group's share in the undistributed earnings or losses of its associates and joint ventures for each reporting period subsequent to the acquisition of the said investment. This account reflects the result of the operating performance of Associates and Joint Ventures and indicates its contribution to the Group's consolidated net income.

Manner of Computation: Investee's Net Income (Loss) x Investor's % ownership - Goodwill Impairment Cost

2. EARNINGS BEFORE INTEREST, TAXES, DEPRECIATION & AMORTIZATION (EBITDA)

The Company computes EBITDA as earnings before extraordinary items, net finance expense, income tax provision, depreciation and amortization. It provides management and investors with a tool for determining the ability of the Group to generate cash from operations to cover financial charges and income taxes. It is also a measure in evaluating the Group's ability to service its debts and to finance its capital expenditure and working capital requirements.

3. CASH FLOW GENERATED

Using the Statement of Cash Flows, management determines the sources and usage of funds for the period and analyzes how the Group manages its profit and uses its internal and external sources of capital. This aids management in identifying the impact on cash flow when the Group's activities are in a state of growth or decline, and in evaluating management's efforts to control the impact.

4. CURRENT RATIO

Current Ratio is a measurement of liquidity, calculated by dividing total current assets by total current liabilities. It is an indicator of the Group's short-term debt-paying ability. The higher the ratio, the more liquid the Group is.

5. NET DEBT-TO-EQUITY RATIO

Net Debt-to-Equity Ratio indicates how leveraged the Group is. It compares assets provided by creditors to assets provided by shareholders. It is determined by dividing total interest-bearing debt less cash by total equity.

KEY PERFORMANCE INDICATORS (KPI)

(Amounts in thousands except financial ratio data)

	JAN-MAR 2023	JAN-MAR 2022
EQUITY IN NET EARNINGS OF INVESTEES	₱6,563,049	₱2,415,017
EBITDA	17,944,199	13,059,397
CASH FLOW GENERATED:		
Net cash flows from operating activities	18,665,303	10,283,323
Net cash flows from (used in) investing activities	10,737,940	(24,465,215)
Net cash flows used in financing activities	(27,576,914)	(26,517,739)
Net increase (decrease) in Cash & Cash Equivalents	1,826,329	(40,699,631)
Cash & Cash Equivalents, Beginning	101,526,260	147,534,035
Cash & Cash Equivalents, End	101,965,749	107,520,686
	MARCH 31, 2023	DECEMBER 31, 2022
CURRENT RATIO	1.8	1.9
NET DEBT-TO-EQUITY RATIO	0.7	0.7

Equity earnings in investees increased by 172% from ₱2.4 billion (bn) during the first three months of 2022 to ₱6.6 bn during the first three months of 2023. The increase was mainly due to fresh contribution from GNPowder Dinginin Ltd. Co. (GNPD).

Consolidated EBITDA increased by 37% from ₱13.1 bn during the first three months of 2022 to ₱17.9 bn during the first three months of 2023. The increase was due to higher EBITDA of the Power Group driven by fresh contributions from GNPD Units 1 and 2, higher availability across the AboitizPower's generation portfolio and higher water inflows into its hydropower plants.

Net Debt-to-Equity ratio as of 31 March 2023 remained at end-2022 level of 0.7x. The Current Ratio as of 31 March 2023 was at 1.8x, a decline from the end-2022 level of 1.9x.

REVIEW OF JANUARY-MARCH 2023 OPERATIONS COMPARED TO JANUARY-MARCH 2022

RESULTS OF OPERATIONS

For the three-month period ended 31 March 2023, AEV and its Subsidiaries posted a net income attributable to the equity holders of Parent Company ("Net Income to Equity Holders of AEV") of ₱4.0 bn, a 2% increase year-on-year ("YoY"). This translated to earnings per share of ₱4.41 for the period. The Power Group accounted for the bulk of the income contributions to AEV at 73%, followed by the Banking and Financial Services, Real Estate, Infrastructure, and Food Groups at 33%, 2%, 1%, and -10%, respectively.

During the first three months of 2023, the Group generated non-recurring losses of ₱594 million (mn) compared to ₱741 mn gains for the corresponding period in 2022 due to the revaluation of US dollar cash and liquid financial instruments. Without these one-off losses, the Group's core net income for the first three months of 2023 was ₱4.6 bn, 44% higher YoY. AEV recorded consolidated EBITDA of ₱17.9 bn during the first three months of 2023, a 38% increase from ₱13.0 bn recorded in the same period in 2022.

MATERIAL CHANGES IN LINE ITEMS OF REGISTRANT'S STATEMENTS OF INCOME AND OF COMPREHENSIVE INCOME

The following discussion describes material changes in the line items of the Company's statement of income and of comprehensive income for the three months ended 31 March 2023 compared to the three months ended 31 March 2022.

Revenues

Sale of Power

The Group's revenue from sale of power increased by 36%, or ₱12.9 bn, from ₱35.7 bn in the three months ended 31 March 2022 to ₱48.6 bn in the three months ended 31 March 2023. The increase was primarily attributable to higher plant availability across the Power Group's generation

portfolio. The Group's sale of power comprised 57% and 64% as a percentage of total revenues in both the three months ended 31 March 2022 and 31 March 2023, respectively.

Sale of Goods

The Group's revenue from sale of goods decreased by 1%, or ₱0.2 bn, from ₱25.1 bn in the three months ended 31 March 2022 to ₱25.0 bn in the three months ended 31 March 2023. The decrease was primarily due to lower sales volume for the Food Group. The Group's sale of goods comprised 40% and 33% as a percentage of total revenues in the three months ended 31 March 2022 and 31 March 2023, respectively.

Real Estate

The Group's revenue from real estate increased by 13%, or ₱0.2 bn, from ₱1.2 bn in the three months ended 31 March 2022 to ₱1.3 bn in the three months ended 31 March 2023. The increase was primarily attributable to Lima Land Inc.'s higher commercial lot sales. As a percentage of total revenues, the Group's revenue from real estate comprised 2% in both the three months periods ended 31 March 2022 and 31 March 2023.

Other Revenues

The Group's combined revenue from the sale of swine, service fees and other sources increased by 105% or ₱0.5bn, from ₱0.4 bn in the three months ended 31 March 2022 to ₱0.9 bn in the three months ended 31 March 2023. This was mainly due to higher swine sales volume. As a percentage of total revenues, the Group's other revenues comprised 1% in both the three months ended 31 March 2022 and 31 March 2023.

Costs and Expenses

Cost of Generated and Purchased Power

The Group's cost of generated and purchased power increased by 50%, or ₱11.3 bn, from ₱22.5 bn in the three months ended 31 March 2022 to ₱33.9 bn in the three months ended 31 March 2023. The increase was primarily attributable to higher volume of power generated and higher purchased power rates. As a percentage of total costs and expenses, the Group's cost of generated and purchased power comprised 41% and 49% in the three months ended 31 March 2022 and 31 March 2023, respectively.

Cost of Goods Sold

The Group's cost of goods sold increased by 6% or ₱1.4 bn, from ₱22.2 bn in the three months ended 31 March 2022 to ₱23.7 bn in the three months ended 31 March 2023. The increase was

primarily attributable to higher cost of raw materials inventory of the Food Group. As a percentage of total costs and expenses, the Group's cost of goods sold comprised 40% and 34% in the three months ended 31 March 2022 and 31 March 2023, respectively.

Operating Expenses

The Group's operating expenses increased by 8% or ₱0.8 bn, from ₱9.6 bn in the three months ended 31 March 2022 to ₱10.4 bn in the three months ended 31 March 2023. The increase was primarily attributable to higher (i) personnel costs, (ii) professional fees, (iii) taxes and licenses, (iv) insurance of the Group's power plants, and (v) depreciation and amortization. As a percentage of total costs and expenses, the Group's operating expenses comprised 18% and 15% in the three months ended 31 March 2022 and 31 March 2023, respectively.

Cost of Real Estate Sales

For the three months ended 31 March 2023, the Group's cost of real estate increased by 33% or ₱0.2 bn, from ₱0.6 bn in the three months ended 31 March 2022 to ₱0.8 bn in the three months ended 31 March 2023. The increase was mainly driven by higher real estate sales. As a percentage of total costs and expenses, the Group's other costs and expenses comprised 1% in both the three months ended 31 March 2022 and 31 March 2023.

Operating Profit

As a result of the foregoing, the Group's operating profit decreased by 5% or ₱0.3 bn, from ₱7.5 bn in the three months ended 31 March 2022 to ₱7.1 bn in the three months ended 31 March 2023.

Income Before Income Tax

The Group's income before income tax increased by 69% or ₱4.1 bn, from ₱5.9 bn in the three months ended 31 March 2022 to ₱10.0 bn in the three months ended 31 March 2023. The increase was mainly due to higher equity earnings.

Net Income

As a result of the foregoing, the Group's Net Income to Equity Holders of AEV increased by 2% or ₱0.1 bn, from ₱3.9 bn in the three months ended 31 March 2022 to ₱4.0 bn in the three months ended 31 March 2023.

Net income attributable to non-controlling interests (NCI) for the three months ended 31 March 2023 increased to ₱4.4 bn from ₱1.4 bn in the three months ended 31 March 2022. This was primarily due to the increase in consolidated net income of AboitizPower during the first three months of 2023.

STRATEGIC BUSINESS UNITS

The following discussion describes the performance of the Group's SBUs for the three months ended 31 March 2023 compared to the three months ended 31 March 2022.

Power

For the three months ended 31 March 2023, the Power Group's contribution to Net Income to Equity Holders of AEV, before elimination of transactions within the Group, was ₱3.9 bn, a 161% increase from ₱1.5 bn in the three months ended 31 March 2022.

Before elimination of transactions within the Group, the combined contribution of AboitizPower's Power Generation and Retail Electricity Supply businesses to Net Income to Equity Holders of AEV increased by 129%, from ₱1.7 bn in the three months ended 31 March 2022 to ₱3.8 bn in the three months ended 31 March 2023. The variance was primarily due to (i) fresh contributions from GNPD, (ii) higher plant availability across AboitizPower's portfolio, and (iii) higher water inflows into AboitizPower's hydropower plants.

Capacity sold increased from 3,534 megawatts (MW) for the three months ended 31 March 2022 to 4,738 MW for the three months ended 31 March 2023. Energy sold in the three months ended 31 March 2023 increased by 44% to 8,725 gigawatt-hours (GWh) from 6,055 GWh in the same period in 2022.

Before elimination of transactions within the Group, the contribution to Net Income to Equity Holders of AEV of AboitizPower's Power Distribution Group increased by 103% from ₱386 mn for the three months ended 31 March 2022 to ₱784 mn for the three months ended 31 March 2023. This increase was mainly due to recoveries in demand. Energy sales increased by 8% to 1,404 GWh during the three months ended 31 March 2023 from 1,298 GWh in the three months ended 31 March 2022.

Banking & Financial Services

Union Bank of the Philippines' (UnionBank, or the "Bank") contribution to Net Income to Equity Holders of AEV increased by 33%, from ₱1.3 bn in the three months ended 31 March 2022 to ₱1.8 bn in the three months ended 31 March 2023. The increase was primarily attributable to (i) the increase in net interest income from the contribution of Citibank Philippines' (Citi) consumer business and UnionBank's strong consumer loan growth, and (ii) higher fees and other income driven by fees from the growing digital banking and card-related transactions.

Food

Before elimination of transactions within the Group, the contribution to Net Income to Equity Holders of AEV from the Food Group amounted to a loss of ₱534 mn for the three months ended

31 March 2023, compared to ₱502 mn income for the three months ended 31 March 2022. This was due to a weaker YoY operating performance from the Food & Nutrition and Agribusiness segments resulting from demand challenges and higher raw material costs. This was worsened by higher interest expense from higher interest rates and loan borrowings.

Real Estate

The contribution of AboitizLand to Net Income to Equity Holders of AEV for the three months ended 31 March 2023, before elimination of transactions within the Group, amounted to ₱127 mn, a 15% decrease from ₱150 mn for the three months ended 31 March 2022. This decrease was mainly due to construction-related delays, particularly in The Villages at Lipa.

Infrastructure

Before elimination of transactions within the Group, the contribution to Net Income to Equity Holders of AEV from Aboitiz InfraCapital, Inc. increased by 108% to ₱375 mn for the three months ended 31 March 2023, compared to ₱180 mn for the three months ended 31 March 2022. This was mainly driven by the strong performance of Aboitiz InfraCapital's economic estates business which more than doubled its income contribution YoY due to strong commercial lot sales.

RCBM's contribution to Net Income to Equity Holders of AEV amounted to a loss of ₱296 mn in the three months ended 31 March 2023, compared to the ₱18 mn loss in the three months ended 31 March 2022. The decrease was mainly due to lower market demand for cement from elevated inflation, high interest rates and delayed government infrastructure spending and significant increases in energy costs. Cost control measures are in place to further mitigate the impact of higher input costs.

CHANGES IN REGISTRANT'S RESOURCES, LIABILITIES AND SHAREHOLDERS' EQUITY

Assets

Consolidated assets (as of 31 March 2023 compared to 31 December 2022) decreased by 2% to ₱795.5 bn, due to the following:

- Trade and other receivables (current and noncurrent) decreased by 10% (₱55.3 bn as of 31 March 2023 compared to ₱61.6 bn as of 31 December 2022) mainly due to lower receivables of the Power and Food Groups resulting from lower revenues compared to the fourth quarter of 2022.
- Inventories decreased by 8% (₱42.6 bn as of 31 March 2023 compared to ₱46.2 bn as of 31 December 2022) mainly due to lower fuel inventory of the Power Group, and lower raw materials inventory of the Food Group.

- Other Current Assets (OCA) decreased by 35% (₱30.3 bn as of 31 March 2023 compared to ₱46.3 bn as of 31 December 2022) primarily due to the decrease in short-term cash deposits.

The above decreases were offset by the increase in:

- Investments in and Advances to Associates and Joint Ventures which increased by ₱15.9 bn (₱211.7 bn as of 31 March 2023 compared to ₱195.9 bn as of 31 December 2022) mainly due to the (i) recording of ₱6.6 bn share in net earnings of Associates and Joint Ventures, (ii) ₱6.0 bn additional investment in UnionBank, and (iii) ₱5.6 bn share in other comprehensive income (OCI) of Associates and Joint Ventures. This increase was partially reduced by the ₱2.4 bn dividends from Associates and Joint Ventures.

Liabilities

Total Liabilities (as of 31 March 2023 compared to 31 December 2022) decreased by 1% to ₱449.8 bn due to the following:

- Lease liabilities, which includes current and non-current portions, decreased by 9% (₱25.3 bn as of 31 March 2023 compared to ₱27.9 bn as of 31 December 2022) due to Therma Luzon Inc.'s (TLI) payment on its obligation to Power Sector Assets and Liabilities Management Corporation (PSALM).
- Trade and other payables, inclusive of noncurrent portion, decreased by 7% (₱56.3 bn as of 31 March 2023 compared to ₱60.5 bn as of 31 December 2022) mainly due to the decrease of trade and fuel purchases in the Power Group brought about by lower indices.
- Income tax payable increased by 101%, from ₱556 mn as of 31 December 2022 to ₱1.1 bn as of 31 March 2023, mainly due to the income tax provision during the first quarter of 2023.
- Derivative liabilities (Net of Derivative Assets, current and noncurrent) increased from ₱2.4 bn asset as of 31 December 2022 to ₱0.1 bn liability as of 31 March 2023. This was due to the Power Group's net hedging losses.
- Deferred Income Tax Liabilities (net of Deferred income tax assets) increased by 129% (₱1.7 bn as of 31 March 2023 compared to ₱746 mn as of 31 December 2022) mainly due to the take-up of deferred tax liabilities arising from adoption of amendments to "PAS 12, Deferred Tax related to Assets and Liabilities arising from a Single Transaction".

Equity

Equity attributable to equity holders of the parent as of 31 March 2023 remained at the same level as of 31 December 2022 amounting to ₱255.4 bn. The ₱8.3 bn cash dividends paid by AEV during the first quarter of 2023 were offset by the ₱4.0 bn net income recorded during the period and ₱4.2 bn movement in OCI.

MATERIAL CHANGES IN LIQUIDITY AND CASH RESERVES OF REGISTRANT

For the three months ended 31 March 2023, the Group continued to support its liquidity mainly from cash generated from operations, and dividends received from Associates and Joint Ventures.

Compared to the cash inflow in the three months ended 31 March 2022, consolidated cash generated from operating activities in the three months ended 31 March 2023 increased by ₱8.4 bn to ₱18.7 bn. This was mainly due to higher earnings before interest, depreciation and amortization and lower working capital requirements.

As of 31 March 2023, net cash from investing activities amounted to ₱10.7 bn compared to ₱24.5 bn used during the three months ended 31 March 2022. In the current period, ₱14.2 bn of short-term cash deposits were liquidated, partly offset by ₱6.0 bn of additional investments in UnionBank. In the same period in 2022, ₱23.0 bn was invested in short-term cash deposits to maximize interest income.

Net cash used in financing activities was ₱27.6 bn for the three months ended 31 March 2023 compared to ₱26.5 bn in the three months ended 31 March 2022. The increase in usage was largely attributed to higher cash dividend payments to NCI compared to the same period in 2022.

For the three months ended 31 March 2023, net cash inflows offset cash outflows, resulting in a slight increase in cash and cash equivalents from ₱101.5 bn as of year-end 2022 to ₱102.0 bn as of 31 March 2023.

FINANCIAL RATIOS

AEV's Current Ratio as of 31 March 2023 decreased to 1.8x from the end-2022 level of 1.9x, as current assets decreased by 11% while current liabilities decreased by 4%. Net Debt-to-Equity ratio remained at year-end 2022's 0.7:1.

OUTLOOK FOR THE UPCOMING YEAR/KNOWN TRENDS, EVENTS, AND UNCERTAINTIES WHICH MAY HAVE A MATERIAL IMPACT ON REGISTRANT

Based on information provided by Unionbank's Economic Research Unit, the Company expects the Philippines' GDP to grow by a respectable 5.6% despite global and domestic macroeconomic headwinds. Rising global monetary policy interest rates due to inflation however, still pose downside risks to this year's current outlook.

Amidst this economic backdrop, AEV expects the following outlook for its businesses.

Power SBU

AboitizPower remains focused on addressing the needs of its markets, by providing reliable supply, at a reasonable cost, and with minimal impact on the environment and communities. AboitizPower

believes that there is no single technology that completely addresses the country's energy requirements and that to address the deficiency, a mix of power generation technologies is necessary. Thus, AboitizPower continues to pursue both renewable projects and thermal technologies where and when it makes sense.

Despite increased competition in the power generation market, AboitizPower believes that it has built the foundation to sustain its long term growth, as seen in its pipeline of new power generation projects.

As part of its decarbonization journey, AboitizPower remains focused on bringing its renewable portfolio to 4,600 MW of net attributable sellable capacity by 2030, which includes 3,700MW of additional renewable energy (RE) capacity. Out of this 3,700 MW of additional RE capacity, 901 MW is composed of the following ongoing RE projects (arranged based on target commercial operations date): the PV Sinag Power Cayanga Project ("Cayanga Solar Project"); the PV Sinag Power Laoag Project ("Laoag Solar Project"); and the SN AboitizPower Magat Battery Energy Storage System Project ("Magat BESS Project").

The Cayanga Solar Project is for the construction of a 94 megawatt peak (MWp) solar power plant located in Brgy. Cayanga, Bugallon, Pangasinan. Construction activities for the control building, transmission line, switchyard, and photovoltaic (PV) module installation are ongoing with 91% project completion with lost time incident as of May 2023. The project is expected to begin commercial operations by July 2023.

The Laoag Solar Project involves the construction of a 159 MWp solar power plant located in Brgy. Laoag, Aguilar, Pangasinan. The construction activities for the PV farms, control buildings, substations, and transmission lines are ongoing. The overall project status is at 65% completion with zero lost time incidents. The first phase which has a capacity of 72 MWp is expected to be tested and commissioned by the third quarter of 2023, and the second phase with a capacity of 87 MWp will be in the first quarter of 2024.

The Magat BESS Project is for the construction of a 24 MW battery energy storage unit located in Ramon, Isabela. The engineering, procurement, and construction (EPC) contract was awarded to Hitachi Energy in March 2022, with its groundbreaking ceremony held on April 25, 2022. Construction activities, which started in August 2022, is at 96% completion and commercial operation is expected to commence in the first half of 2024.

In addition, AboitizPower has the following RE projects under development which are expected to commence commercial operations within the next three years: the (i) 150 MWp Calatrava Solar Project by Aboitiz Solar Power Inc.; (ii) 44 MWp Tarlac Solar Project by AP Renewable Energy Corporation; (iii) 84 MWp San Manuel Solar Project by PV Sinag Power; (iv) 212 MWp Olongapo Solar Project by PV Sinag Power; (v) 75 MWp Floating Solar Project by SN AboitizPower-Magat ; and (vi) 54 MW Libmanan Onshore Wind Project.

In relation to AboitizPower's existing RE capacity, the steam field operator for AP Renewables Inc. (APRI) has completed the drilling of 12 new production wells, which are currently producing a minimum 50 MW of aggregated individual well capacity. Moreover, in Tiwi, there is an initiative to

convert waste heat from the geothermal brine to power a 17 MW Binary power plant. With the groundbreaking ceremony held last January 2023, construction activities and site development works are ongoing. As of April 2023, the project status was at 64% completion with zero lost time incident. It is expected to begin commercial operations by the end of 2023.

AboitizPower targets to double its net attributable sellable capacity to 9,200 MW by 2030. It also intends to achieve a 50:50 balance between its renewable (“Cleanergy”) and thermal capacities, without new coal builds. This is expected to come from a portfolio of renewables and selective baseload builds.

AboitizPower aims to maximize opportunities from the implementation of the renewable portfolio standards (RPS) requirements by the DOE. In line with DOE’s aspirational goal of a 35% share in renewable energy utilization by 2030, RPS is a market-based policy that mandates power distribution utilities, electric cooperatives, and retail electricity suppliers to source an agreed portion of their energy supplies from renewable energy facilities. AboitizPower will continue to pursue international opportunities, with a continued focus on renewable energy projects in wind, hydro, and solar in high growth geographic markets with acceptable regulatory environments.

AboitizPower is also optimizing its existing baseload facilities to meet critical market needs as baseload demand in the Philippines is still expected to increase in the coming years. Luzon will need an average of 600 MW year on year and AboitizPower is studying to fill some of these gaps with LNG-to-Power projects, unless a cleaner technology proves to be the more economical option.

AboitizPower fully supports the DOE’s coal moratorium efforts to make the Philippine energy system more flexible, resilient, and sustainable. AboitizPower is also closely and proactively monitoring the risks associated with climate-related regulations and initiatives, including recent discussions on the early retirement of coal assets in the Philippines and Indonesia. AboitizPower, through its parent company, AEV, is the first Philippine company to sign up and commit to the Task Force on Climate-Related Financial Disclosure (TCFD) framework. AboitizPower has taken steps to proactively quantify the potential impacts of various climate regulations on its assets. AboitizPower is monitoring this risk as part of its risk management framework and is developing strategies to manage risks that are above certain risk thresholds.

Given the current state of power needs in the Philippines and the expected build progression of new plants over the next 10 years, AboitizPower believes its existing coal assets will continue to play a significant role for at least another 15 to 20 years. AboitizPower is always looking at improvements to make sure it continues to operate its assets responsibly and in compliance with all regulations.

AboitizPower believes that it is well-positioned to take advantage of opportunities arising from developments in the power industry. It expects its financial condition to give it the agility to create or acquire additional generating capacity over the next few years.

AboitizPower, together with its partners, has allotted ₱32 bn for capital expenditures in 2023, primarily for (i) the development and construction of various solar, geothermal, hydro, and wind

projects, (ii) the continuous improvement of the reliability of baseload plants, (iii) and various land acquisitions, new substations, new meters for its distribution business.

AboitizPower and JERA have agreed to explore immediate collaboration in the following areas: 1) development of power projects, including LNG-to-Power projects; 2) management and sourcing of LNG fuel supply; and 3) potential participation in aspects of plant operation and maintenance.

It has been more than a year since JERA Co., Inc. (JERA) invested in AboitizPower. Both companies, AboitizPower and JERA Asia, have worked closely together in the above mentioned areas. In a recent development on February 10, 2023, AboitizPower and JERA Asia have signed a Memorandum of Understanding to commence a joint study on ammonia co-firing for the decarbonization of its AboitizPower business. Both companies will assess the feasibility of ammonia co-fired power generation and study potential development in the ammonia and hydrogen value chains in the Philippines for the decarbonization of AboitizPower.

Other known trends, events, uncertainties which may have a material impact on AboitizPower have been discussed extensively in sections of the Company's Information Statement (e.g. for an extensive discussion on regulatory issues, see Effects of Existing or Probable Government Regulations on the Business on page 77 of the AboitizPower's 2023 Definitive Information Statement).

Banking & Financial Services SBU

In 2015, the UnionBank embarked on a Digital Transformation Strategy to capitalize on the eventual shift of consumer and corporate behavior towards digital banking transactions. Since then, the Bank built the operational and organizational foundations of a digitized bank and transform the banking experience of its customers by delivering 24/7 availability, six sigma reliability, and secure and seamless processing.

The pandemic has accelerated the shift in consumer behavior towards digital and remote banking. The banking industry in general, and UnionBank in particular, experienced immense growth in electronic transactions (e.g. fund transfers, in-app bills payment, etc.), as well as increased users of digital channels and applications. UnionBank and its Subsidiaries more than doubled its total number of customers from 5 mn in 2019 to 12.1 mn as of March 31, 2023. The Bank also observed an increase in the average daily balances of its Current Account and Savings Account (CASA) deposits from its Digital Account Opening clients ₱6,800 in 2019 to almost ₱10,000 in 2022. The Bank expects the digital trend to continue, especially as more Filipinos discover and experience the advantages of digital payments and digital banking.

In 2022, UnionBank established three pillars that solidified its thrust towards becoming a "Great Retail Bank".

1. **Acquisition of Citibank Philippines:** On August 1, 2022, the Bank acquired Citi's consumer banking business in the Philippines, which brought in close to 1 mn new customers, ₱99.4 bn total assets, ₱69.4 bn loans, and ₱65.3 bn deposits. The transaction includes Citi's credit card, personal loans, wealth management, and retail deposit businesses, as well as Citi's real

estate interests in relation to Citibank Square in Eastwood City in Bagumbayan, Quezon City, full-service bank branches, and wealth centers. The acquisition is seen to accelerate the Bank's objective of becoming a "Great Retail Bank" given Citi's current market leadership in the credit cards, personal loans, and wealth management businesses. For the quarter ended March 31, 2023, the acquired Citi business contributed ₱4.7 bn in core recurring revenues. It has also acquired new-to-bank customers at a rate of 17,000 per month, which is higher than pre-pandemic levels. As of March 31, 2023, its credit card and personal loans closed at ₱81.3 bn.

2. **UnionDigital Bank (UnionDigital) Launch:** On July 18, 2022, UnionDigital began commercial operations after securing its authority to operate from the Bangko Sentral ng Pilipinas (BSP). UnionDigital is envisioned to capture the underbanked segments of the population by offering superior customer experience with a cost-efficient infrastructure and organization. After its first five months of operations, UnionDigital registered ₱5.7 bn gross loans and ₱9.4 bn deposits in 2022. As of March 31, 2023, the digital bank's gross loans stood at ₱9.2 bn.
3. **City Savings Bank (CitySavings) Diversification:** By leveraging on its market leadership and proven business model in teachers' loan, CitySavings diversified into motorcycle loans and other personal loans beyond the Department of Education. CitySavings specifically focused on tapping the private schools, local government units and national government agencies with the aim to replicate the success of its teachers' salary loans model in other ecosystems. In the first quarter of 2023, CitySavings acquired 30,000 new borrowers across its diversified customer base, bringing its total loans to P22.3 bn.

In addition, UnionBank has successfully shifted its business model as the its revenues now mainly come from core recurring income. For the quarter ended March 31, 2023, recurring income amounted to ₱15.7 bn, 51% higher than the same quarter last year, while net interest income increased by 43% year-on-year to ₱11.5 bn on account of higher margins and volume. Net interest margins expanded by 54 basis points to 5.2% driven by the higher proportion of consumer loans to total loans and the robust growth of low-cost CASA deposits. Moreover, the Bank's fee and other income, excluding trading income, jumped by 82% year-on-year to ₱4.2 bn largely due to the consolidation of the acquired Citi consumer business, as well as growing customers and digital transactions.

Moreover, the Bank's consumer gross loans comprise 57% of its total loan portfolio as of March 31, 2023, which is more than triple the banking industry average of 19%, based on the latest available data from the BSP. The Bank's total assets closed at ₱1.1 trillion and its deposits amounted to ₱692.9 bn outstanding balance, attributed to the increased usage of the Bank's cash management solutions and digital channels. With its fast-tracked growth during 2022, the Bank recalibrated its strategies for a bigger and bolder ambition, which is to become one of the largest and most profitable consumer banks by 2025. With the three pillars put in place, the Bank believes that it is well-positioned to leverage on the digital trends as it carries on with the commercialization program of its digital transformation.

On the road to becoming a Great Retail Bank, UnionBank's key focus areas include: (i) growing the retail customer base through digital acquisition and deeper penetration of communities; (ii) expansion of consumer lending products across all customer income segments, in particular, the upper middle income to high net worth for the parent bank and the mid to low income segments for its subsidiaries; (iii) sustained growth in CASA in retail banking through digital accounts and in corporate banking through cash management solutions; and (iv) completion of the integration of the Citi consumer banking business. To support these initiatives, the Bank has allotted ₱5.3 bn for capital expenditures in 2023.

Food SBU

In 2022, the Food Group reorganized its businesses into two key business segments, namely; (i) Agribusiness and (ii) Food and Nutrition business. The Agribusiness segment consists of its regional animal nutrition businesses (feed, pet food, and specialty nutrition divisions) in China, Vietnam, Thailand, Malaysia & Brunei, Indonesia, and the Philippines. Meanwhile, the Food and Nutrition business segment comprises businesses catering to the consumer segment of the value chain (flour, farms, meats, and trading divisions) in the Philippines. It also includes retail and other business-to-customer (B2C)-oriented businesses. The Food Group's reorganization will allow the company to effectively carry out its identified strategic pillars (i.e. balance, optimize and develop) through improvement in internal collaboration, increasing the speed and efficiency in execution, and capitalizing on the synergies in the business as they present themselves.

To achieve the company's vision of becoming "*an integrated regional business and food company,*" the Food Group will (i) maintain a balanced portfolio by diversifying revenues and EBITDA across geographies, businesses, and products to increase its resilience, (ii) focus on operational excellence, cost control, and leverage on technology, and (iii) pursue building new growth platforms by investing in fast-growing and higher-margin segments of the industry. This approach will be the compass in steering the Food Group to achieve its growth targets in the coming years.

The Food Group is currently positioned as the fourth largest animal feeds producer in Southeast Asia. The Food Group, through its geographical reach in Asia Pacific, has and continues to harness synergies in distribution, localized operations, cross-selling, research and development, raw materials, and logistics cost.

The Flour division will continue employing the improved two-pronged market strategy of (i) maximizing growth potential in the Visayas region and Mindanao island, while (ii) building and developing new channels in Luzon for future exploration of new geographical territory. The flour business likewise intends to move forward in the value chain as it continues selling value-added flour products, protecting its market share and expanding into a more diversified product portfolio.

Meanwhile, the Farms division's third Breeder Farm was completed in October 2022. The new farm is expected to yield an additional capacity of 2,500 sow level and will help in the recovery of pork supply in the Philippine market. The expansion is anchored on the confidence brought about by the improved biosecurity protocols and methodology despite the presence of African swine fever (ASF) in the country. The increase in volume comes with opportunities to unlock more distribution channels and to push forward integration in the value chain.

In August 2020, the Food Group ventured into meat fabrication and opened a processing plant in Tarlac, which provided more stable profitability through selling higher-margin pork meats directly to

consumers compared to live hog selling as well as augment local meat volume through importation. The meat products are sold under the house brand “*The Good Meat*” through different digital platforms such as Lazada, Shopee, and the Food Group’s online meat store. Two new physical stores is expected to be added this year on top of the existing five physical stores, with an expected capacity of 2 metric tons per day per store. Furthermore, the Group has strengthened its position in B2C channels for the meats business, with 60 concessionaire stores and a presence in over 200 supermarkets such as Robinson's, Puregold, Shopwise, and Merrymart.

The Agribusiness segment in the Philippines seeks to solidify its market position by expanding production in Visayas and Mindanao in the next five years, as well as diversifying through continuous product developments through precise nutrition and feeding management, the introduction of pet food, and the building-up of specialty nutrition.

The Agribusiness segment overseas (Gold Coin Group) will pursue opportunities in (i) fast-growing segments like aquafeeds and (ii) attractive geographies where it has a captive market and the ability to compete. In 2022, the Gold Coin Group broke ground on a new Feed mill in Yunnan Province in China and installed a fish feed line in the Zhuhai China plant to capture the growing demand for aqua feed in the region. In the same year, a new Feed mill in Long An Province in Vietnam was also constructed, allowing it to meet the growing demand for livestock feeds in South Vietnam for years to come. The Yunnan Mill and Long An Mill will have an additional capacity of 30 tons per hour (TPH) for each mill. The new mills is expected to be fully operational by April 2024 and December 2023. During the first half of 2023, the Gold Coin Group will focus mainly on the final design and construction, while the second half will be focused on equipment installation.

These carefully selected and calibrated investments are expected to capture greater returns while steadily building a strong and diversified regional food business integrated across the business system.

Food Group has allotted almost ₱5 bn for capital expenditures in 2023; almost half of which is for feed mill expansions in China and Vietnam and the remaining for maintenance and network infrastructure and system upgrades.

Infrastructure SBU

Aboitiz InfraCapital, Inc. (Aboitiz InfraCapital)

Aboitiz Infracapital is off to a promising start to 2023 as it outperformed financial metrics for the same period last year.

The recovering economic activity brought about by the lifting of all restrictions brought about by the pandemic bodes well for the performance of our businesses. As a result project timelines are on track, passenger traffic is increasing and business activity for current and potential locators in our industrial estates is likewise increasing.

Airports

The Mactan Cebu International Airport (MCIA) showed a promising start in the first quarter of 2023 as passenger traffic surpassed the 2 mn mark which more than tripled the figure in the same period in 2022. The positive trend can be attributed to easing domestic restrictions and opening up of key international markets. With the global economy expected to stabilize despite some headwinds from inflation and other macroeconomic factors, Aboitiz Infracapital sees air travel demand to remain robust in 2023 fueled by both leisure and business demand. Aboitiz Infracapital also welcomes the initiatives, spearheaded by the Department of Tourism and other government agencies, to make traveling easier via the use of an eVisa system which will enhance connectivity and boost foreign tourism.

The increasing traffic volume figures affirms Aboitiz Infracapital's optimism on air travel and the airport business which links to the national economy and regional development. With MCIA as its "anchor asset", Aboitiz Infracapital aims to further expand its footprint in the transportation industry by building the first Philippine airport platform. Currently, Aboitiz Infracapital's proposals to undertake the rehabilitation and operations of other Philippine airports such as Laguindingan, Bohol, Bicol, Iloilo, and NAIA airports, are under evaluation by the public sector. Aboitiz Infracapital is optimistic on the prospects as the government is very receptive to private sector participation.

Digital Infra

Unity Digital Infrastructure Inc. (Unity) continued its build out in the first quarter of 2023 ending with around 200 operating macro towers and over 500 small cell poles.

Aboitiz Infracapita expects this expansion to accelerate in the coming months as towers from the PLDT sale and leaseback agreement, which was signed in 2022, are turned over to Unity. This will add 650 telecommunication towers and related passive telecommunications infrastructure for the price of ₱9.2 bn. This portfolio of towers are located in the Vis-Min regions, and is expected to drive increased digitalization in underserved areas.

Unity also recently signed an asset sale and purchase agreement and a master lease agreement with one of the country's major telecommunications companies, Globe Telecom, Inc. As part of this transaction, Unity will be acquiring 447 telecommunications towers and associated passive telecommunications infrastructure in Luzon through a sale and leaseback agreement for a consideration of ₱ 5.4 bn.

Unity plans to continue to scale up via similar transactions, if available, or by building additional towers across the country.

Water

Apo Agua Infraestructura, Inc.'s (Apo Agua) bulk water supply facility in Davao recently achieved a major milestone with the delivery of the 1st drop of water to Davao City Water District (DCWD).

With this successful milestone, Apo Agua is now gearing up for the start of full operations. Apo Agua is targeted to begin supplying up to 300 mn liters of potable water to DCWD daily by June 2023.

Aboitiz Infracapital's Estate Water recently completed the solar power integration project in its sewage treatment plant which will reduce its power consumption from the grid. This year, Estate Water aims to construct another deepwell, increasing its capacity by an additional 15% to support the requirement of LIMA Technology Center's expansion areas.

Aboitiz InfraCapital intends to use its current water portfolio, including a 16% stake in Balibago Waterworks System, Inc., as a strategic platform to build its water business. It will look into underserved highly-urbanized cities for opportunities to expand its footprint in the water space across the country.

Economic Estates

Aboitiz Infracapital's Economic Estates business has been a significant contributor to the country's economic growth. To date, it has developed 1,400 hectares of land and is home to 200 locator companies that employ 100,000 Filipinos directly.

With global economic activity picking up, Economic Estates has intensified efforts to attract global investors to set up and establish their business in the Philippines by working closely and collaboratively with national government agencies. It has also launched localized global campaigns, events, and promotions to increase brand visibility in target locations and destinations like Japan, Taiwan, and Korea.

LIMA Estate Phase 3 expansion is well underway. The Blk 9-1 expansion area, which covers 47 hectares, is now 100% complete. Meanwhile, the Blk 9-2 expansion area, which covers 57 hectares, is more than 70% complete and is set to be finished by December 2023. Recently, Aboitiz Infracapital broke ground for Phase 4 of the LIMA Estate industrial expansion.

AIC's Economic Estates have also been a catalyst and have played a pivotal role in transforming its facilities into mixed-use developments, creating vibrant communities where people can live, work, and play. Recently, it broke ground for "The Pods", a 600-bed dormitory facility that will provide a new housing option for locator employees. Moreover, LIMA Tower One is now more than 50% complete and targeted for completion by February 2024. LIMA also launched The LIMA shuttle system, electric minibuses that will help to further decarbonize LIMA Estate.

In the future, the goal is to bring the Economic Estates' multi-awarded brand to more parts of the Philippines and to continue developing new projects as well as acquiring existing ones to expand the Economic Estates portfolio.

Republic Cement and Building Materials, Inc. (RCBM)

Cement demand is estimated to have declined by 8% to 10% in the first quarter of 2023 compared to the same period in 2022. Demand has been affected by elevated inflation, delays in authorization of

government projects, slowdown in property developments and unfavorable weather conditions in the VisMin area at the beginning of the year.

Demand is expected to improve in the summer months and as the government carries out its infrastructure projects. In line with its plans to keep infrastructure spending level at above 5%, the government has recently unveiled its ₱9 trillion flagship infrastructure program consisting of 194 projects. Elevated inflation and pandemic continue to present risk to economic recovery which in turn might also impact the demand in residential and non-residential segments.

RCBM remains committed to serving its key markets throughout the country with high-quality products, while improving efficiencies and reducing costs. In order to mitigate the impact of external headwinds such as elevated inflation exacerbated by the Russia-Ukraine war, Republic Cement continues to focus on operational excellence initiatives and cost control measures.

RCBM also continues to staunchly support the Philippine government's Go Lokal and Buy Lokal programs, as an industry leader and proud manufacturer of the country's best quality cement used in building a safer, greener, and stronger republic.

RCBM has allotted almost ₱1 bn for capital expenditures in 2023 mainly for major maintenance works and purchase of critical spares.

Land SBU

Aboitiz Land, Inc. (AboitizLand)

2023 marks the start of the next phase of AboitizLand's transformation journey which it has described as its *Great Trajectory*. This comes on the heels of its initial *Great Turnaround* during the period 2021 to 2022. AboitizLand will continue to be focused on further improving all aspects of operations.

Innovation will continue to be at the core of AboitizLand's culture. In 2023, AboitizLand expects to continue to harvest the results of its early and bold investments in its digitization strategy. Some key innovation initiatives that are in full swing include the full automation of the construction management process, the introduction of precast construction technology, the full roll out of the *Vecino* app, and the optimization of all digital and social media assets in harnessing leads and strengthening the brand.

AboitizLand expects that its proprietary *Vecino* app will remain as its competitive advantage as it launches international deployments in 2023. The app provides OFWs a reliable tool for checking their real estate investment. In March 2023, AboitizLand successfully kicked off its international sales deployment for the year in Dubai. Aboitiz Land aims to move its mid-market inventory through international clients who are able to take advantage of the weak peso.

As part of its data-centric transformation, AboitizLand is slated to launch two digitized services in its operations next quarter: *Inventi*, a cloud-based system that will offer different digitized services for property management operations, and *Gaviti*, an automated workflow solution that will streamline

the collections process and accelerate cash flow generation. AboitizLand is confident that embedding these to its organization will further enhance its level of productivity for better customer satisfaction.

AboitizLand remains bullish about the property sector as residential property trends point towards a stronger preference for its residential offerings. There is a newfound appreciation for house and lots and residential lot projects, as preferences have shifted towards horizontal developments. Supported by the boom of infrastructure developments, living outside central business districts is now more possible without compromising comfort, convenience, and accessibility. The expected reduction in the need to live near central business districts bodes well for Aboitiz Land's residential developments located in emerging centers outside the capital. In 2023, AboitizLand will launch fresh inventories as a testament of the strong market reception for its developments. Priveya Hills, an exclusive residential development in Cebu City, will see a new phase launched while in Lipa City, Batangas, a cluster of mid-rise buildings will be launched within LIMA Estate.

AboitizLand foresees that 2023 will continue to be challenging due to high inflation rates, higher interest rates, and elevated cost of materials and labor. But amidst these continuing headwinds, we remain confident in meeting our 2023 targets. With innovation and agility at the core of the organization's culture, Aboitiz Land will navigate 2023 with a combination of caution and entrepreneurial spirit.

AboitizLand has allotted almost ₱3 bn for capital expenditures in 2023 mostly for the construction and completion of its existing projects.

Long-Term Aspiration



AEV is now well underway with its '*Great Transformation*', a bold corporate move to put innovation at the forefront of its growth strategy and will usher the Group's transition to becoming a '*techglomerate*', or a conglomerate that heavily integrates technology and design thinking in all its production, services, and processes.

PART II – OTHER INFORMATION

There are no significant information on the company which requires disclosure herein and/or were not included in SEC Form 17-C.

SIGNATURES

Pursuant to the requirements of the Securities Regulation Code, the issuer has duly caused this report to be signed on its behalf by the undersigned thereunto duly authorized.

Issuer	ABOITIZ EQUITY VENTURES INC. <hr/>
Principal Accounting Officer	 Marlita M. Villacampa <hr/>
Signature and Title	First Vice President – Controller for Accounting and Operating Services <hr/>
Date	May 15, 2023 <hr/>
Authorized Officer of the Issuer	 Manuel Alberto R. Colayco <hr/>
Signature and Title	Senior Vice President and Chief Legal Officer/Corporate Secretary/Chief Compliance Officer <hr/>
Date	May 15, 2023 <hr/>

Aboitiz Equity Ventures, Inc. and Subsidiaries

Unaudited Interim Condensed Consolidated Financial Statements
As of March 31, 2023 (with Comparative Figures as of December 31, 2022) and
For the Three-Month Periods Ended March 31, 2023 and 2022

ABOITIZ EQUITY VENTURES, INC. AND SUBSIDIARIES

UNAUDITED INTERIM CONSOLIDATED BALANCE SHEETS

(With Comparative Figures as of December 31, 2022 and January 1, 2022)
(Amounts in Thousands)

	March 31, 2023 (Unaudited)	December 31, 2022 (As Restated - Note 3)	January 1, 2022 (As Restated - Note 3)
ASSETS			
Current Assets			
Cash and cash equivalents (Note 5)	₱101,965,749	₱101,526,260	₱147,534,035
Trade and other receivables (Note 6)	54,960,027	61,319,148	48,020,420
Inventories	42,617,966	46,161,542	31,992,459
Derivative assets (Note 24)	389,945	2,669,218	1,383,903
Other current assets (Note 7)	30,302,326	46,282,770	25,418,264
Total Current Assets	230,236,013	257,958,938	254,349,081
Noncurrent Assets			
Property, plant and equipment	223,674,640	224,711,720	220,018,207
Investments and advances (Note 8)	211,707,125	195,855,745	154,815,613
Intangible assets (Note 9)	78,496,549	78,375,252	74,338,411
Investment properties	14,522,547	14,423,957	12,227,553
Deferred income tax assets	1,654,041	1,519,532	1,742,644
Trade and other receivables - net of current portion (Note 6)	328,233	329,538	366,651
Derivative assets - net of current portion (Note 24)	252,576	395,644	75,718
Net pension assets	467,448	487,129	293,168
Other noncurrent assets (Note 10)	34,132,377	33,720,624	15,145,672
Total Noncurrent Assets	565,235,536	549,819,141	479,023,637
TOTAL ASSETS	₱795,471,549	₱807,778,079	₱733,372,718
LIABILITIES AND EQUITY			
Current Liabilities			
Trade and other payables (Note 11)	₱55,146,991	₱59,347,137	₱45,779,404
Bank loans (Note 12)	44,180,368	45,367,586	35,415,424
Current portions of:			
Long-term debts (Notes 13 and 14)	17,526,564	17,926,663	18,608,778
Long-term obligation on Power Distribution System (PDS)	40,000	40,000	40,000
Lease liabilities (Note 15)	9,451,807	9,420,133	8,291,721
Derivative liabilities (Note 24)	259,452	330,809	1,180,048
Income tax payable	1,117,767	555,580	382,223
Total Current Liabilities	127,722,949	132,987,908	109,697,598

(Forward)

	March 31, 2023 (Unaudited)	December 31, 2022 (As Restated - Note 3)	January 1, 2022 (As Restated - Note 3)
Noncurrent Liabilities			
Noncurrent portions of:			
Long-term debts (Notes 13 and 14)	₱285,929,788	₱285,612,355	₱253,069,865
Lease liabilities (Note 15)	15,857,909	18,440,790	25,964,507
Trade and other payables (Note 11)	1,127,771	1,107,359	982,617
Long-term obligation on PDS	109,725	105,390	125,532
Customers' deposits	8,682,499	8,314,885	7,374,767
Decommissioning liability	5,739,775	5,654,234	5,686,224
Deferred income tax liabilities	3,914,996	4,286,073	2,533,306
Net pension liability	764,244	756,404	493,293
Derivative liabilities - net of current portion (Note 24)	504,657	330,592	174,664
Total Noncurrent Liabilities	322,631,364	324,608,082	296,404,775
Total Liabilities	450,354,313	457,595,990	406,102,373
Equity Attributable to Equity Holders of the Parent			
Capital stock	5,694,600	5,694,600	5,694,600
Additional paid-in capital	13,013,197	13,013,197	13,013,197
Equity reserves	29,491,200	29,491,200	29,491,200
Accumulated other comprehensive income (loss) (Note 17)	(182,313)	(4,424,925)	(235,375)
Retained earnings (Notes 16 and 25)			
Appropriated	88,800,000	79,800,000	9,200,000
Unappropriated	118,945,924	132,217,744	187,906,484
Treasury stock at cost	(647,672)	(647,672)	(647,672)
	255,114,936	255,144,144	244,422,434
Non-controlling Interests (Note 25)	90,002,300	95,037,945	82,847,911
Total Equity	345,117,236	350,182,089	327,270,345
TOTAL LIABILITIES AND EQUITY	₱795,471,549	₱807,778,079	₱733,372,718

See accompanying Notes to Interim Condensed Consolidated Financial Statements.

ABOITIZ EQUITY VENTURES, INC. AND SUBSIDIARIES**UNAUDITED INTERIM CONDENSED CONSOLIDATED STATEMENTS OF INCOME****(Amounts in Thousands, Except Earnings Per Share Amounts)**

	For the three-month periods ended March 31	
		2022
		2023 (As Restated - Note 3)
REVENUES (Note 18)	₱75,878,634	₱62,480,514
COSTS AND EXPENSES (Note 19)	68,730,813	54,985,950
FINANCIAL INCOME (EXPENSE)		
Interest income (Notes 5, 6 and 7)	1,033,239	207,936
Interest expense and other financing costs (Notes 15 and 23)	(5,157,000)	(4,407,825)
	(4,123,761)	(4,199,889)
OTHER INCOME - NET		
Share in net earnings of associates and joint ventures (Note 8)	6,563,049	2,415,017
Other income (expense) - net (Note 20)	433,040	212,544
	6,996,089	2,627,561
INCOME BEFORE INCOME TAX	10,020,149	5,922,236
PROVISION FOR INCOME TAX	1,627,435	564,174
NET INCOME	₱8,392,714	₱5,358,062
NET INCOME ATTRIBUTABLE TO:		
Equity holders of the parent	₱4,004,611	₱3,937,721
Non-controlling interests	4,388,103	1,420,341
	₱8,392,714	₱5,358,062
EARNINGS PER SHARE (Note 21)		
Basic and diluted, for net income for the period attributable to ordinary equity holders of the parent	₱0.71	₱0.70

See accompanying Notes to Interim Condensed Consolidated Financial Statements.

ABOITIZ EQUITY VENTURES, INC. AND SUBSIDIARIES**UNAUDITED INTERIM CONSOLIDATED STATEMENTS OF COMPREHENSIVE INCOME**

(Amounts in Thousands)

	For the three-month periods ended March 31	
	2023	2022 (As Restated - Note 3)
NET INCOME ATTRIBUTABLE TO:		
Equity holders of the parent	₱4,004,611	₱3,937,721
Non-controlling interests	4,388,103	1,420,341
	8,392,714	5,358,062
OTHER COMPREHENSIVE INCOME (LOSS) (Note 17)		
<i>Items that will be reclassified to the consolidated statements of income:</i>		
Net movement in cumulative translation adjustments	(592,353)	389,100
Movement in cash flow hedge, net of tax	(2,496,113)	5,290,624
Share in movement in cumulative translation adjustments of associates and joint ventures	(2,177)	112,068
Share in movement in net unrealized mark-to-market gains (losses) on FVOCI investments of associates	5,620,682	(2,526,155)
Net movement in net unrealized mark-to-market gains (losses) on FVOCI investments	46,549	(11,015)
	2,576,588	3,254,622
<i>Items that will not be reclassified to the consolidated statements of income:</i>		
Share in movement in net actuarial gains (losses) on defined benefit plans of associates and joint ventures, net of tax	(2,239)	37,561
Movement in net actuarial gains (losses) on defined benefit plans, net of tax	9,185	(495)
	6,946	37,066
TOTAL COMPREHENSIVE INCOME	₱10,976,248	₱8,649,750
TOTAL COMPREHENSIVE INCOME ATTRIBUTABLE TO:		
Equity holders of the parent	₱8,247,223	₱4,315,141
Non-controlling interests	2,729,025	4,334,609
	₱10,976,248	₱8,649,750

See accompanying Notes to Interim Condensed Consolidated Financial Statements.

ABOITIZ EQUITY VENTURES, INC. AND SUBSIDIARIES
UNAUDITED INTERIM CONSOLIDATED STATEMENTS OF CHANGES IN EQUITY

FOR THE THREE-MONTH PERIODS ENDED MARCH 31, 2023 AND 2022
(Amounts in Thousands, Except Dividends Per Share Amounts)

	Attributable to equity holders of the parent									
	Capital Stock: Common	Additional Paid-in Capital	Equity Reserve	Accumulated Other Comprehensive Income (Note 17)	Retained Earnings		Treasury Stock	Total	Non-controlling Interest	Total
					Appropriated (Note 16)	Unappropriated (Note 16)				
Balances at January 1, 2023, as previously reported	P5,694,600	P13,013,197	P29,491,200	(P4,424,925)	P79,800,000	P133,269,226	(P647,672)	P256,195,626	P96,007,011	P352,202,637
Effects of adoption of amendment to PAS 12 (Note 3)	—	—	—	—	—	(1,051,482)	—	(1,051,482)	(969,066)	(2,020,548)
Balances at January 1, 2023, as restated	5,694,600	13,013,197	29,491,200	(4,424,925)	79,800,000	132,217,744	(647,672)	255,144,144	95,037,945	350,182,089
Net income for the period	—	—	—	—	—	4,004,611	—	4,004,611	4,388,103	8,392,714
Other comprehensive income (loss)	—	—	—	4,242,612	—	—	—	4,242,612	(1,659,078)	2,583,534
Total comprehensive income for the period (Note 17)	—	—	—	4,242,612	—	4,004,611	—	8,247,223	2,729,025	10,976,248
Cash dividends - P1.47 per share (Note 16)	—	—	—	—	—	(8,276,431)	—	(8,276,431)	—	(8,276,431)
Appropriation during the period (Note 16)	—	—	—	—	9,000,000	(9,000,000)	—	—	—	—
Cash dividends paid to non-controlling interests (Note 25)	—	—	—	—	—	—	—	—	(7,586,356)	(7,586,356)
Changes in non-controlling interests	—	—	—	—	—	—	—	—	(178,314)	(178,314)
Balances at March 31, 2023	P5,694,600	P13,013,197	P29,491,200	(P182,313)	P88,800,000	P118,945,924	(P647,672)	P255,114,936	P90,002,300	P345,117,236
Balances at January 1, 2022, as previously reported	P5,694,600	P13,013,197	P29,491,200	(P235,375)	P9,200,000	P188,162,793	(P647,672)	P244,678,743	P83,088,015	P327,766,758
Effects of adoption of amendment to PAS 12 (Note 3)	—	—	—	—	—	(256,309)	—	(256,309)	(240,104)	(496,413)
Balances at January 1, 2022, as restated	5,694,600	13,013,197	29,491,200	(235,375)	9,200,000	187,906,484	(647,672)	244,422,434	82,847,911	327,270,345
Net income for the period	—	—	—	—	—	3,937,721	—	3,937,721	1,420,341	5,358,062
Other comprehensive income	—	—	—	377,420	—	—	—	377,420	2,914,268	3,291,688
Total comprehensive income for the period (Note 17)	—	—	—	377,420	—	3,937,721	—	4,315,141	4,334,609	8,649,750
Cash dividends - P1.62 per share	—	—	—	—	—	(9,120,965)	—	(9,120,965)	—	(9,120,965)
Appropriation during the year	—	—	—	—	70,600,000	(70,600,000)	—	—	—	—
Cash dividends paid to non-controlling interests (Note 25)	—	—	—	—	—	—	—	—	(5,120,683)	(5,120,683)
Changes in non-controlling interests	—	—	—	—	—	—	—	—	246,879	246,879
Balances at March 31, 2022	P5,694,600	P13,013,197	P29,491,200	P142,045	P79,800,000	P112,123,240	(P647,672)	P239,616,610	P82,308,716	P321,925,326

ABOITIZ EQUITY VENTURES, INC. AND SUBSIDIARIES**UNAUDITED INTERIM CONDENSED CONSOLIDATED STATEMENTS OF CASH FLOWS****(Amounts in Thousands)**

	For the three-month periods ended March 31	
	2023	2022
CASH FLOWS FROM OPERATING ACTIVITIES		
Income before income tax	P 10,020,149	P 5,922,236
Adjustments for:		
Interest expense and other financing costs (Notes 15 and 23)	5,157,000	4,407,825
Depreciation and amortization	3,443,805	3,311,959
Net unrealized foreign exchange gains (losses)	998,497	(438,087)
Gain on sale/disposal of:		
Property, plant and equipment (Note 20)	(17,795)	(1,568)
Fair value through profit or loss (FVTPL) and Fair value through other comprehensive income (FVOCI) investments (Note 20)	(8,457)	(1,302)
Unrealized mark-to-market gains on derivatives (Note 20)	(93,871)	(47,575)
Unrealized mark-to-market losses (gains) on FVTPL investments (Note 20)	(26,130)	40,495
Dividend income (Note 20)	(1,658)	(603)
Interest income (Notes 5, 6 and 7)	(1,033,239)	(207,936)
Share in net earnings of associates and joint ventures (Note 8)	(6,563,049)	(2,415,017)
Operating income before working capital changes	11,875,252	10,570,427
Decrease (increase) in:		
Trade and other receivables	6,300,447	(2,376,239)
Inventories	3,543,576	(2,124,274)
Other current assets	485,862	1,722,410
Increase (decrease) in:		
Trade and other payables	(3,717,270)	2,268,959
Customers' deposits	367,614	228,378
Net cash generated from operations	18,855,481	10,289,661
Income and final taxes paid	(190,178)	(6,338)
Net cash flows from operating activities	18,665,303	10,283,323
CASH FLOWS FROM INVESTING ACTIVITIES		
Cash dividends received (Note 8)	2,374,581	2,461,908
Interest received	1,093,218	200,555
Sale of FVTPL and FVOCI investments	137,640	43,310
Additions to:		
FVTPL and FVOCI investments	(38,266)	(436,279)
Property, plant and equipment and investment properties	(3,300,862)	(4,190,206)
Investments in and advances to associates (Note 8)	(6,044,987)	—
Decrease (increase) in short-term cash deposits	14,172,856	(22,985,184)
Increase in intangibles (Note 9)	(801,274)	(968,922)
Decrease in other noncurrent assets	3,145,034	1,409,603
Net cash flows from (used in) investing activities	10,737,940	(24,465,215)

For the three-month periods ended March 31

	2023	2022
CASH FLOWS FROM FINANCING ACTIVITIES		
Net proceeds from long-term debts - net of transaction costs (Note 13 and 14)	(P2,780,898)	(P4,958,850)
Payments of bank loans (Note 12)	(1,187,219)	(215,698)
Cash dividends paid to non-controlling interest (Note 25)	(7,586,356)	(5,120,683)
Cash dividends paid to equity holders of the parent (Note 16)	(8,276,431)	(9,120,965)
Interest paid	(4,957,438)	(4,088,912)
Payments of:		
Lease liabilities net of accreted interest (Note 15)	(2,166,636)	(2,134,405)
Interest on lease liabilities (Note 15)	(621,936)	(878,226)
Net cash flows used in financing activities	(27,576,914)	(26,517,739)
NET INCREASE (DECREASE) IN CASH AND CASH EQUIVALENTS	1,826,329	(40,699,631)
EFFECT OF EXCHANGE RATE CHANGES ON CASH AND CASH EQUIVALENTS	(1,386,840)	686,282
CASH AND CASH EQUIVALENTS AT BEGINNING OF PERIOD	101,526,260	147,534,035
CASH AND CASH EQUIVALENTS AT END OF PERIOD (Note 5)	P101,965,749	P107,520,686

See accompanying Notes to Interim Condensed Consolidated Financial Statements.

ABOITIZ EQUITY VENTURES, INC. AND SUBSIDIARIES

NOTES TO UNAUDITED INTERIM CONDENSED CONSOLIDATED FINANCIAL STATEMENTS

(Amounts in Thousands, Except Earnings per Share and Exchange Rate Data and When Otherwise Indicated)

1. Corporate Information

The Company and its subsidiaries (collectively referred to as the “Group”) are engaged in various business activities in the Philippines and in several countries across Asia, including power generation, retail electricity supply and power distribution, food manufacturing, banking and financial services, real estate development, and infrastructure. The Company is the publicly-listed holding and management company of the Group. The parent and the ultimate parent of the Company is Aboitiz & Company, Inc. (ACO).

The registered office address of the Company is 32nd Street, Bonifacio Global City, Taguig City, Metro Manila, Philippines.

2. Group Information

The unaudited interim consolidated financial statements comprise the financial statements of the Company, subsidiaries controlled by the Company and a joint operation that is subject to joint control (collectively referred to as the Group).

The following are the subsidiaries as of March 31, 2023 and December 31, 2022:

	Nature of Business	Place of Incorporation	Percentage of Ownership			
			March 31, 2023		December 31, 2022	
			Direct	Indirect	Direct	Indirect
Aboitiz Power Corporation (AP) and Subsidiaries	Power	Philippines	51.99	–	51.99	–
AboitizPower International Pte. Ltd.	Holding	Singapore	–	100.00	–	100.00
Cleanergy Asia Power Holdings Pte. Ltd	Holding	Singapore	–	100.00	–	100.00
AP Lariang Pte. Ltd.	Holding	Singapore	–	100.00	–	100.00
Aboitiz Energy Solutions, Inc. (AESI)	Power	Philippines	–	100.00	–	100.00
Adventenergy, Inc. (AI)	Power	Philippines	–	100.00	–	100.00
Balamban Enerzone Corporation (BEZ)	Power	Philippines	–	100.00	–	100.00
Mactan Enerzone Corporation (MEZ)	Power	Philippines	–	100.00	–	100.00
Malvar Enerzone Corporation (MVEZ)	Power	Philippines	–	100.00	–	100.00
East Asia Utilities Corporation (EAUC)	Power	Philippines	–	100.00	–	100.00
Lima Enerzone Corporation (LEZ)	Power	Philippines	–	100.00	–	100.00
Subic Enerzone Corporation (SEZ)	Power	Philippines	–	100.00	–	100.00
Cotabato Light & Power Co., Inc. (CLP)	Power	Philippines	–	99.94	–	99.94
Cotabato Ice Plant, Inc.	Manufacturing	Philippines	–	100.00	–	100.00
Davao Light & Power Co., Inc. (DLP)	Power	Philippines	–	99.93	–	99.93
Maaraw Holdings San Carlos, Inc. (MHSCI)	Holding	Philippines	–	100.00	–	100.00
San Carlos Sun Power, Inc. (Sacasun)	Power	Philippines	–	100.00	–	100.00
Cebu Private Power Corporation (CPPC)	Power	Philippines	–	60.00	–	60.00
Prism Energy, Inc. (PEI)	Power	Philippines	–	60.00	–	60.00
Visayan Electric Co., Inc. (VECO)	Power	Philippines	–	55.26	–	55.26

	Nature of Business	Place of Incorporation	Percentage of Ownership			
			March 31, 2023		December 31, 2022	
			Direct	Indirect	Direct	Indirect
Cell Power Energy Corporation (formerly Olongapo Energy Corporation)*	Power	Philippines	–	100.00	–	100.00
Aboitiz Renewables Inc. (ARI) and Subsidiaries	Power	Philippines	–	100.00	–	100.00
AP Renewables, Inc. (APRI)	Power	Philippines	–	100.00	–	100.00
Hedcor, Inc. (HI)	Power	Philippines	–	100.00	–	100.00
Amihan Frontier Energy, Inc.*	Power	Philippines	–	100.00	–	100.00
Hedcor Benguet, Inc.*	Power	Philippines	–	100.00	–	100.00
Hedcor Bukidnon, Inc. (Hedcor Bukidnon)	Power	Philippines	–	100.00	–	100.00
Hedcor Kabayan, Inc.*	Power	Philippines	–	100.00	–	100.00
PV Sinag Power, Inc.*	Power	Philippines	–	100.00	–	100.00
Amihan Power, Inc.*	Power	Philippines	–	100.00	–	100.00
Aboitiz Solar Power, Inc.*	Power	Philippines	–	100.00	–	100.00
Hedcor Manolo Fortich, Inc.*	Power	Philippines	–	100.00	–	100.00
Hedcor Sabangan, Inc. (Hedcor Sabangan)	Power	Philippines	–	100.00	–	100.00
Hedcor Sibulan, Inc. (HSI)	Power	Philippines	–	100.00	–	100.00
Hedcor Tamugan, Inc.*	Power	Philippines	–	100.00	–	100.00
Hedcor Tudaya, Inc. (Hedcor Tudaya)	Power	Philippines	–	100.00	–	100.00
Aboitiz Power Distributed Renewables, Inc.	Power	Philippines	–	100.00	–	100.00
AP Renewable Energy Corporation*	Power	Philippines	–	100.00	–	100.00
Aboitiz Power Distributed Energy, Inc.	Power	Philippines	–	100.00	–	100.00
RE Resources, Inc.*	Power	Philippines	–	100.00	–	100.00
Cleanergy, Inc. (CI)*	Power	Philippines	–	100.00	–	100.00
Hydro Electric Development Corporation*	Power	Philippines	–	99.97	–	99.97
Luzon Hydro Corporation (LHC)	Power	Philippines	–	100.00	–	100.00
Bakun Power Line Corporation*	Power	Philippines	–	100.00	–	100.00
Sinag Solar Power Corporation*	Power	Philippines	–	100.00	–	100.00
Retensol, Inc.*	Power	Philippines	–	100.00	–	100.00
Aseagas Corporation (Aseagas)*	Power	Philippines	–	100.00	–	100.00
Cordillera Hydro Corporation (CHC)*	Power	Philippines	–	100.00	–	100.00
Visayas Cleanergy, Inc.*	Power	Philippines	–	100.00	–	100.00
Tagoloan Hydro Corporation*	Power	Philippines	–	100.00	–	100.00
Luzon Hydro Company Limited*	Power	Philippines	–	100.00	–	100.00
Electricidad, Inc.*	Power	Philippines	–	100.00	–	100.00
Maaraw Renewable Energy Corporation*	Power	Philippines	–	100.00	–	100.00
Wind Renewable Energy Corporation*	Power	Philippines	–	100.00	–	100.00
Luzon Alternative Energy Sources, Inc.*	Power	Philippines	–	100.00	–	100.00
Luzon Cleanergy Generation, Inc.*	Power	Philippines	–	100.00	–	100.00
Luzon Cleanergy, Inc.*	Power	Philippines	–	100.00	–	100.00
Maaraw Holdings Bais, Inc.*	Power	Philippines	–	100.00	–	100.00
Mindanao Cleanergy, Inc.*	Power	Philippines	–	100.00	–	100.00
North Luzon Green and Sustainable Energy, Inc.*	Power	Philippines	–	100.00	–	100.00
North Luzon Green Power, Inc.*	Power	Philippines	–	100.00	–	100.00
North Luzon Natural Energy, Inc.*	Power	Philippines	–	100.00	–	100.00
Northern Sun Power, Inc.*	Power	Philippines	–	100.00	–	100.00
Northern Sun Radiance, Inc.*	Power	Philippines	–	100.00	–	100.00
South Cleanergy, Inc.*	Power	Philippines	–	100.00	–	100.00
South Luzon Energy Solutions, Inc.*	Power	Philippines	–	100.00	–	100.00
South Luzon Power Development, Inc.*	Power	Philippines	–	100.00	–	100.00
South Luzon Sustainable Energy, Inc.*	Power	Philippines	–	100.00	–	100.00
Therma Power, Inc. (TPI) and Subsidiaries	Power	Philippines	–	100.00	–	100.00
Mindanao Sustainable Solutions, Inc.*	Services	Philippines	–	100.00	–	100.00
Therma Luzon, Inc. (TLI)	Power	Philippines	–	100.00	–	100.00
Therma Marine, Inc. (Therma Marine)	Power	Philippines	–	100.00	–	100.00
Therma Mobile, Inc. (Therma Mobile)	Power	Philippines	–	100.00	–	100.00

	Nature of Business	Place of Incorporation	Percentage of Ownership			
			March 31, 2023		December 31, 2022	
			Direct	Indirect	Direct	Indirect
Therma South, Inc. (TSI)	Power	Philippines	–	100.00	–	100.00
Therma Power-Visayas, Inc. (TPVI)	Power	Philippines	–	100.00	–	100.00
Therma Central Visayas, Inc.*	Power	Philippines	–	100.00	–	100.00
Therma Subic, Inc.*	Power	Philippines	–	100.00	–	100.00
Therma Mariveles Holdings, Inc.	Holding	Philippines	–	100.00	–	100.00
GNPower Mariveles Energy Center Ltd. Co. (GMEC)	Power	Philippines	–	78.33	–	78.33
Therma Dinginin Holdings, Inc.	Holding	Philippines	–	100.00	–	100.00
Therma Visayas, Inc. (TVI)	Power	Philippines	–	80.00	–	80.00
Abovant Holdings, Inc.	Holding	Philippines	–	60.00	–	60.00
Aboitiz FeedAll Holdings, Inc. and Subsidiaries (FeedAll)	Holding	Philippines	100.00	–	100.00	–
Pilmico Foods Corporation (PFC) and Subsidiaries	Food manufacturing	Philippines	–	100.00	–	100.00
Filagri Holdings, Inc.	Holding	Philippines	–	100.00	–	100.00
Pilmico Animal Nutrition Corporation (PANC)	Food manufacturing	Philippines	–	100.00	–	100.00
Filagri, Inc.	Food manufacturing	Philippines	–	100.00	–	100.00
AboitizLand, Inc. (AboitizLand) and Subsidiaries	Real estate	Philippines	100.00	–	100.00	–
Propiedad del Norte, Inc. (PDNI)	Real estate	Philippines	–	100.00	–	100.00
Cebu Industrial Park Developers, Inc. (CIPDI)	Real estate	Philippines	–	60.00	–	60.00
Cebu Industrial Park Services, Inc.	Services	Philippines	–	100.00	–	100.00
Misamis Oriental Land Development Corporation	Real estate	Philippines	–	60.00	–	60.00
ALLRise Development Corp. and Subsidiaries	Real estate	Philippines	–	50.00	–	50.00
78 Point Blue, Inc.	Real estate	Philippines	–	100.00	–	100.00
Triplecrown Properties, Inc. (TCP)	Real estate	Philippines	–	100.00	–	100.00
Firmwall Systems, Inc.	Real estate	Philippines	–	100.00	–	100.00
AEV International Pte. Ltd. (AEV International) and Subsidiaries	Holding	Singapore	–	100.00	–	100.00
Pilmico International Pte. Ltd. (PIPL) and Subsidiaries	Holding	Singapore	–	100.00	–	100.00
Pilmico Vietnam Company Limited (PVCL)	Food manufacturing	Vietnam	–	100.00	–	100.00
Abaqa International Pte Ltd.	Trading	Singapore	–	100.00	–	100.00
Gold Coin Management Holdings Pte. Ltd. (GCMH) and Subsidiaries	Holding	Singapore	–	100.00	–	100.00
GC Investment Holdings Limited	Holding	Hong Kong	–	100.00	–	100.00
Gold Coin (ZhangJiang) Company Ltd.	Feedmills	China	–	100.00	–	100.00
Gold Coin (Zhangzhou) Company Ltd.	Feedmills	China	–	100.00	–	100.00
Gold Coin Animal Husbandry (Zhangzhou) Co. Ltd*	Feedmills	China	–	100.00	–	100.00
Gold Coin (Zhuhai) Company Ltd.	Feedmills	China	–	100.00	–	100.00
Gold Coin Feedmill (Kunming) Co. Ltd.	Feedmills	China	–	100.00	–	100.00
Gold Coin Feedmill (Dongguan) Co. Ltd.	Feedmills	China	–	100.00	–	100.00
Gold Coin (Yunnan) Co. Limited*	Feedmills	China	–	100.00	–	100.00
Gold Coin Agriculture (Guangxi) Co. Ltd.	Feedmills	China	–	100.00	–	100.00
Gold Coin Management (Shenzhen) Co. Ltd.	Holding	China	–	100.00	–	100.00
Gold Coin Sabah Sdn. Bhd.	Holding	Malaysia	–	100.00	–	100.00
Gold Coin Feedmill (Dong Nai) Co. Ltd.	Feedmills	Vietnam	–	100.00	–	100.00
American Feeds Company Limited	Feedmills	Vietnam	–	100.00	–	100.00
Gold Coin Feedmill Ha Nam Co. Ltd. (GCFHN)	Feedmills	Vietnam	–	100.00	–	100.00
Glen Arbor Holdings (Singapore) Pte. Ltd. (GAHS)	Holding	Singapore	–	100.00	–	100.00
Gold Coin Group Limited	Holding	Hong Kong	–	100.00	–	100.00
Gold Coin Holdings Sdn Bhd	Holding	Malaysia	–	100.00	–	100.00
Gold Coin Feedmill Binh Duong Company (GCFBDC)	Feedmills	Vietnam	–	100.00	–	100.00
KLEAN Greentech Co. Ltd.	Feedmills	Thailand	–	100.00	–	100.00
Gold Coin Vietnam Holdings Pte. Ltd.	Holding	Singapore	–	100.00	–	100.00

	Nature of Business	Place of Incorporation	Percentage of Ownership			
			March 31, 2023		December 31, 2022	
			Direct	Indirect	Direct	Indirect
Gold Coin Aqua Feed Incorporated	Holding	British Virgin Island	–	100.00	–	100.00
Gold Coin Aqua Feed (Singapore) Pte. Ltd.	Holding	Singapore	–	100.00	–	100.00
Gold Coin Specialities Sdn. Bhd. (GCSSB)	Feedmills	Malaysia	–	100.00	–	100.00
Gold Coin Specialities (Thailand) Co. Ltd.	Feedmills	Thailand	–	100.00	–	100.00
P.T. Gold Coin Trading Indonesia	Feedmills	Indonesia	–	100.00	–	100.00
P.T. Gold Coin Indonesia	Feedmills	Indonesia	–	100.00	–	100.00
P.T. Gold Coin Specialities	Feedmills	Indonesia	–	99.90	–	99.90
PT Ayam Unggul (PTAYAM)	Feedmills	Indonesia	–	60.00	–	60.00
FEZ Animal Nutrition Pte Ltd	Holding	Singapore	–	100.00	–	100.00
FEZ Animal Nutrition Pakistan (Private Limited)	Holding	Pakistan	–	100.00	–	100.00
Gold Coin Malaysia Group Sdn. Bhd.	Holding	Malaysia	–	100.00	–	100.00
Gold Coin Feedmills (Malaysia) Sdn. Bhd.	Feedmills	Malaysia	–	100.00	–	100.00
Gold Coin Feedmill (Sabah) Sdn. Bhd.	Feedmills	Malaysia	–	100.00	–	100.00
Gold Coin Sarawak Sdn. Bhd.	Feedmills	Malaysia	–	72.80	–	72.80
Bintawa Fishmeal Factory Sdn. Bhd.	Feedmills	Malaysia	–	72.80	–	72.80
Golden Livestock Sdn Bhd.	Holding	Malaysia	–	100.00	–	100.00
Pilmico Aqua Pte. Ltd.	Holding	Singapore	–	100.00	–	100.00
Aboitiz Data Innovation Pte. Ltd.	Data Analytics	Singapore	–	100.00	–	100.00
Archipelago Insurance Pte Ltd (AIPL)	Insurance	Singapore	100.00	–	100.00	–
AEV Aviation, Inc. (AEV Aviation)	Service	Philippines	73.31	26.69	73.31	26.69
Advanced Data Innovation Inc.*	Real estate	Philippines	100.00	–	100.00	–
Cebu Praedia Development Corporation (CPDC)	Real estate	Philippines	100.00	–	100.00	–
Aboitiz Infracapital, Inc. (AIC) and Subsidiaries	Holding	Philippines	100.00	–	100.00	–
Lima Land, Inc. (LLI)	Real estate	Philippines	–	100.00	–	100.00
Lima Water Corporation (LWC)	Water Infrastructure	Philippines	–	100.00	–	100.00
Apo Agua Infraestructura, Inc. (Apo Agua)*	Water Infrastructure	Philippines	–	70.00	–	70.00

* No commercial operations as of March 31, 2023.

Interest in a Joint Operation

On May 15, 2014, the Group entered into a shareholders' agreement with TPEC Holdings Corporation (TPEC) for the development, construction and operation of the 400 MW Pagbilao Unit III in Pagbilao, Quezon through Pagbilao Energy Corporation (PEC). TPI and TPEC both agreed to provide their respective capital contributions and subscribe to common shares such that each stockholder owns 50% of the issued and outstanding shares of stock of PEC.

The financial and operating activities of the operation are jointly controlled by the participating shareholders and are primarily designed for the provision of output to the shareholders.

The Group's share of assets, liabilities, revenue, expenses and cash flows of a joint operation are included in the unaudited interim condensed consolidated financial statements on a line-by-line basis.

3. Basis of Preparation and Summary of Significant Accounting Policies

Basis of Preparation

The unaudited interim condensed consolidated financial statements of the Group have been prepared on a historical cost basis, except for derivative financial instruments, investments in certain debt and equity securities, and investment properties which are measured at fair value, and agricultural produce and biological assets which are measured at fair value less estimated costs to sell. The unaudited interim condensed consolidated financial statements are presented in Philippine peso, which is the Company's functional currency, and all values are rounded to the nearest thousands, except for earnings per share and exchange rates and as otherwise indicated.

Statement of Compliance

The unaudited interim condensed consolidated financial statements are prepared in accordance with Philippine Accounting Standard (PAS) 34, *Interim Financial Reporting*.

The unaudited interim condensed consolidated financial statements do not include all the information and disclosures required in the annual consolidated financial statements, and should be read in conjunction with the Group's annual consolidated financial statements as of and for the year ended December 31, 2022, which have been prepared in accordance with Philippine Financial Reporting Standards (PFRSs).

On April 27, 2023, the Audit Committee of the Board of Directors (BOD) of the Company approved and authorized the release of the unaudited interim condensed consolidated financial statements of the Group.

Changes in Accounting Policies and Disclosures

The accounting policies adopted are consistent with those of the previous financial year, except for the amendments to existing standards which were applied starting January 1, 2023. Except for the impact of the amendment to PAS 12, *Deferred Taxes related to Assets and Liabilities arising from a Single Transaction*, there were no other significant changes affecting the unaudited interim condensed consolidated financial statements. The Group has not early adopted any other standard, interpretation or amendment that has been issued but is not yet effective.

- Amendments to PAS 1 and PFRS Practice Statement 2, *Disclosure of Accounting Policies*

The amendments provide guidance and examples to help entities apply materiality judgements to accounting policy disclosures. The amendments aim to help entities provide accounting policy disclosures that are more useful by:

- Replacing the requirement for entities to disclose their 'significant' accounting policies with a requirement to disclose their 'material' accounting policies, and
- Adding guidance on how entities apply the concept of materiality in making decisions about accounting policy disclosures

The amendments to the Practice Statement provide non-mandatory guidance.

- Amendments to PAS 8, *Definition of Accounting Estimates*

The amendments introduce a new definition of accounting estimates and clarify the distinction between changes in accounting estimates and changes in accounting policies and the correction of errors. Also, the amendments clarify that the effects on an accounting

estimate of a change in an input or a change in a measurement technique are changes in accounting estimates if they do not result from the correction of prior period errors.

An entity applies the amendments to changes in accounting policies and changes in accounting estimates that occur on or after January 1, 2023.

- Amendments to PAS 12, *Deferred Tax related to Assets and Liabilities arising from a Single Transaction*

The amendments narrow the scope of the initial recognition exception under PAS 12, so that it no longer applies to transactions that give rise to equal taxable and deductible temporary differences. The amendments also clarify that where payments that settle a liability are deductible for tax purposes, it is a matter of judgement (having considered the applicable tax law) whether such deductions are attributable for tax purposes to the liability recognized in the financial statements (and interest expense) or to the related asset component (and interest expense).

An entity applies the amendments to transactions that occur on or after the beginning of the earliest comparative period presented for annual reporting periods on or after January 1, 2023.

The Group applied the requirements of this amendment and recognized deferred income tax assets and liabilities amounting to ₱7.8 billion and ₱8.3 billion, respectively, as of January 1, 2022. Impact to retained earnings amounted to ₱256.3 million as of January 1, 2022.

The adoption did not have any significant impact on the three-month period ended March 31, 2022 unaudited interim condensed consolidated statement of cash flows.

4. Summary of Significant Accounting Judgments, Estimates and Assumptions

The preparation of the Group's unaudited interim condensed consolidated financial statements requires management to make judgments, estimates and assumptions that affect the reported amounts of revenues, expenses, assets and liabilities and the disclosure of contingent liabilities. However, uncertainty about these assumptions and estimates could result in outcomes that require a material adjustment to the carrying amount of the asset or liability affected in the future periods.

Judgments and estimates are continually evaluated and are based on historical experience and other factors, including expectations of future events that are believed to be reasonable under the circumstances. The Group also included, as one of its main consideration, the continuing impact of COVID-19 pandemic in making significant judgements and assumptions.

The Group based its assumptions and estimates on parameters available when the consolidated financial statements were prepared. Existing circumstances and assumptions about future developments, however, may change due to market changes or circumstances arising that are beyond the control of the Group. Such changes are reflected in the assumptions when they occur.

Judgments, key assumptions concerning the future, and other key sources of estimation uncertainty at the end of the reporting period, that have a significant risk of causing a material adjustment to the carrying amounts of assets and liabilities within the next reporting period are consistent with those applied in the most recent annual consolidated financial statements.

5. Cash and Cash Equivalents

	March 31, 2023	December 31, 2022
	(Unaudited)	(Audited)
Cash on hand and in banks	₱40,664,103	₱41,041,123
Short-term deposits	61,301,646	60,485,137
	₱101,965,749	₱101,526,260

Cash in banks earn interest at floating rates based on daily bank deposit rates. Short-term deposits are made for varying periods of up to three months depending on the immediate cash requirements of the Group, and earn interest at the respective short-term deposit rates. Interest income earned from cash and cash equivalents amounted to ₱881.2 million in March 31, 2023 and ₱154.0 million in March 31, 2022, respectively.

6. Trade and Other Receivables

	March 31, 2023	December 31, 2022
	(Unaudited)	(Audited)
Trade receivables		
Power	₱26,951,997	₱30,196,685
Real estate	11,666,970	11,299,169
Food manufacturing	9,166,368	10,296,324
Holding and others	4,682,293	4,742,730
	52,467,628	56,534,908
Nontrade receivables	6,343,825	8,125,105
Dividends receivable	404,703	792,000
Advances to contractors	258,052	285,715
Others	677,729	702,915
	60,151,937	66,440,643
Less allowance for expected credit losses	4,863,677	4,791,957
	55,288,260	61,648,686
Less noncurrent portion	328,233	329,538
	₱54,960,027	₱61,319,148

Trade receivables, except real estate receivables, are generally non-interest bearing and on 10 - 30 days' terms.

Advances to contractors refer to noninterest-bearing advance payments made for acquisition of inventories and services which are offset against progress billings to be made by the suppliers.

Non-trade receivables relates mostly to claims from insurance against the property damage, TLI's accrual of income from coal commodity hedge and advances to partner in GMEC.

Other receivables include accrued interest income.

Trade Receivables of Real Estate Group

Contractual maturities of trade receivables from sale of real estate inventories range from 1 to 180 months. Current and noncurrent portion of these receivables amount to ₱11.4 billion and ₱315.0 million, respectively, as of March 31, 2023, and ₱11.0 billion and ₱329.1 million, respectively, as of December 31, 2022.

Trade receivables of real estate group include contract assets amounting to ₱4.9 billion and ₱5.3 billion as of March 31, 2023 and December 31, 2022, respectively.

7. Other Current Assets

	March 31, 2023	December 31, 2022
	(Unaudited)	(Audited)
Short term cash deposits	₱6,742,813	₱20,915,669
Restricted cash	5,729,920	6,023,425
Prepaid expenses	5,634,993	5,563,710
Insurance assets	3,520,448	4,911,073
Input value added tax (VAT) - net	3,017,413	3,407,192
Advances to suppliers	1,797,634	1,536,681
Biological assets	924,121	1,062,040
Advances to National Grid Corporation of the Philippines (NGCP)	551,506	551,506
Deposits for land acquisition	9,176	9,176
Others	2,374,302	2,302,298
	₱30,302,326	₱46,282,770

Short-term cash deposits are fixed-term deposits generally having maturities of more than 3 months but less than one year. These earn interest at the respective bank deposit rates. Interest income earned from short-term cash deposits amounted to ₱108.2 million in March 31, 2023 and ₱16.7 million in March 31, 2022, respectively.

Restricted cash represents proceeds from sale of power under the control of trustees of TVI and TSI's lenders as per loan agreement. The asset will be used to pay the current portion of loans payable, interest payments and operating costs in the following period.

Prepaid expenses mainly include prepaid taxes and prepayments for insurance.

Advances to NGCP pertain to TVI's cost of construction and installation of substation and transmission facilities which is subject for reimbursement.

"Others" include asset held for sale and income tax refundable.

8. Investments and Advances

The Group's investees and the corresponding equity ownership are as follows:

	Nature of Business	Percentage of ownership	
		March 31, 2023	December 31, 2022
MORE ¹	Holding	83.33	83.33
GNPD ¹	Power generation	70.00	70.00
AEV CRH	Holding	60.00	60.00
AA Thermal ^{1&2}	Holding	60.00	60.00
Cebu District Property Enterprise, Inc. (CDPEI) ¹ *	Real estate	50.00	50.00
Unity Digital Infrastructure Inc. ¹	Services	50.00	50.00
Union Bank of the Philippines (UBP) ⁴	Banking	49.94	49.92
Hijos de F. Escaño, Inc.	Holding	46.73	46.73
CRH ABOITIZ Holdings, Inc. (CRH ABOITIZ)	Holding	45.00	45.00
Mazzaraty Energy Corporation	Retail electricity supplier	44.87	44.87
San Fernando Electric Light & Power Co., Inc. (SFELAPCO)	Power distribution	43.78	43.78
Pampanga Energy Ventures, Inc. (PEVI)	Holding	42.84	42.84
STEAG State Power Inc. (STEAG)	Power generation	34.00	34.00
GMR Megawide Cebu Airport Corporation (GMCAC)	Airport operations	33.33	33.33
Cebu Energy Development Corp. (CEDC)	Power generation	26.40	26.40
Redondo Peninsula Energy, Inc. (RP Energy) *	Power generation	25.00	25.00
Southern Philippines Power Corporation (SPPC)	Power generation	20.00	20.00
Western Mindanao Power Corporation (WMPC)	Power distribution	20.00	20.00
Gold Coin Feed Mills (Brunei) Sdn. Bhd. **	Feedmills	20.00	20.00
Jin Fu Boar Stud Farm (Mengzi) Co., Ltd ***	Food manufacturing	20.00	20.00
Balibago Water Systems, Inc. (BWSI) ³	Water infrastructure	15.94	15.94
Singlife Philippines Inc. ³	Insurance	15.00	15.00

¹Joint ventures.

²Economic interest.

³Significant influence by virtue of the board seat held by the Group

⁴In 2023, the Company exercised its option to avail from UBPs stock rights offering amounting to ₱6.0 billion

*No commercial operations as of March 31, 2023.

**Registered in Malaysia and is part of GCMH Group

***Registered in China and is part of GCMH Group

Unless otherwise indicated, the principal place of business and country of incorporation of the Group's associates and joint ventures are in the Philippines. All investees above are associates except as otherwise indicated.

The detailed carrying values of investees, which are accounted for under the equity method, follow:

	March 31, 2023	December 31, 2022
	(Unaudited)	(Audited)
UBP	₱88,767,798	₱77,700,780
GNPD/ATI	64,544,463	60,096,334
AEV CRH	24,601,644	24,601,644
MORE	9,561,932	9,292,756
GMCAC	9,486,113	9,494,813
STEAG	3,723,271	3,592,972
CEDC	3,351,618	3,075,932
UDII	1,845,252	1,865,697
CDPEI	1,701,796	1,708,053
CRH ABOITIZ	1,401,376	1,697,195
SFELAPCO/PEVI	1,083,809	1,110,270
BWSI	664,205	651,155
WMPC	182,356	174,927
RP Energy	93,144	93,418
SPPC	40,235	42,341
Others	649,302	648,466
	₱211,698,314	₱195,846,753

	March 31, 2023	December 31, 2022
	(Unaudited)	(Audited)
Acquisition cost:		
Balance at beginning of period	₱135,195,009	₱104,462,005
Additions during the period	6,045,168	30,733,004
Balance at end of period	141,240,177	135,195,009
Accumulated share in net earnings:		
Balances at beginning of period	67,104,216	51,656,634
Share in net earnings for the period	6,563,049	20,781,865
Cash dividends received and receivable	(2,372,923)	(5,334,283)
Balance at end of period	71,294,342	67,104,216
Gain on dilution	1,014,136	1,014,136
Share in net unrealized mark-to-market gains on FVOCI investments of associates	(1,287,998)	(6,908,680)
Share in cumulative translation adjustments of associates and joint ventures	1,018,624	1,020,800
Share in actuarial losses on retirement benefit plan of associates and joint ventures	(900,236)	(897,997)
	212,379,045	196,527,484
Less allowance for impairment losses	680,731	680,731
	211,698,314	195,846,753
Advances to associates	8,811	8,992
	₱211,707,125	₱195,855,745

9. Intangibles

Set out below is the carrying amount of the Group's intangible assets as of March 31, 2023 and the movements for the three-month period then ended:

	Goodwill	Service concession rights	Franchise	Project development costs	Customer contracts	Software and licenses	Total
Cost:							
Balances at beginning of period	₱59,990,429	₱18,281,255	₱3,078,431	₱1,532,444	₱99,746	₱1,175,522	₱84,157,827
Additions during the period	—	801,274	—	314,433	—	25,108	1,140,815
Exchange differences	(918,948)	(24,468)	—	—	—	(6,801)	(950,217)
Balances at end of period	59,071,481	19,058,061	3,078,431	1,846,877	99,746	1,193,829	84,348,425
Accumulated amortization:							
Balances at beginning of period	—	4,135,101	737,541	—	96,771	813,162	5,782,575
Amortization	—	24,074	19,241	—	992	24,994	69,301
Balances at end of period	—	4,159,175	756,782	—	97,763	838,156	5,851,876
Net book values	₱59,071,481	₱14,898,886	₱2,321,649	₱1,846,877	₱1,983	₱355,673	₱78,496,549

10. Other Noncurrent Assets

	March 31, 2023 (Unaudited)	December 31, 2022 (Audited)
Exchangeable notes	₱15,526,400	₱15,526,400
Financial assets at FVOCI	4,591,130	4,626,724
Input VAT and tax credit receivable	4,411,486	3,850,974
Prepaid taxes	3,584,870	3,643,246
Advances to contractors and projects	2,006,615	2,100,394
Prepaid rent and other deposits	1,131,837	963,963
Financial assets at FVTPL	917,284	899,186
Biological assets	161,887	158,792
Debt investments at amortized cost	42,119	42,861
Receivable from NGCP - net of current portion	560,894	560,894
Others	1,197,855	1,347,190
	₱34,132,377	₱33,720,624

Prepaid taxes are composed of creditable withholding taxes.

Exchangeable notes represents AIC's Exchangeable Note Agreement with MCC and GAIBV where MCC and GAIBV will issue unsecured and non-interest bearing notes from MCC and GAIBV amounting to ₱7.8 billion each for the funds advanced by AIC to the two entities.

11. Trade and Other Payables

	March 31, 2023	December 31, 2022
	(Unaudited)	(Audited)
Trade payables	₱36,579,151	₱41,525,655
Nontrade and other payables	5,599,566	5,229,867
Accrued expenses		
Interest	2,942,911	3,229,914
Taxes and fees	1,712,381	1,577,843
Others	2,731,598	2,443,410
Output VAT	4,669,524	4,175,422
Amounts due to contractors and other third parties	2,036,900	2,136,570
PSALM deferred adjustment	—	54,503
Unearned revenue	2,731	81,312
	56,274,762	60,454,496
Less noncurrent portion	1,127,771	1,107,359
	₱55,146,991	₱59,347,137

Trade payables are non-interest bearing and are usually on 30-90 days' terms.

Trade payables include contract liabilities amounting to ₱3.2 billion and ₱3.5 billion as of March 31, 2023 and December 31, 2022, respectively.

Accrued taxes and fees represent accrual of real property tax, transfer tax and other fees. Accrued others mainly include personnel-related accruals, commissions, customer discounts, freight costs and professional fees.

Other payables represent withholding taxes, insurance liabilities, customer deposits and other accrual of expenses arising in the ordinary course of business and are generally payable within 12 months from the balance sheet date.

Amounts due to contractors and other third parties include liabilities arising from construction projects.

12. Bank Loans

	March 31, 2023	December 31, 2022
	(Unaudited)	(Audited)
Philippine peso loans	₱26,216,500	₱26,544,000
US dollar loans	12,323,009	12,429,370
Chinese yuan loans	2,175,059	1,950,874
Malaysian Ringgit loans	1,881,169	2,240,194
Vietnamese dong loans	796,362	1,303,316
Indonesia rupia loans	637,257	747,169
Other foreign currency-denominated loans	151,012	152,663
	₱44,180,368	₱45,367,586

The bank loans are unsecured short-term notes payable obtained from local and foreign banks with annual interest rates ranging from 3.00% to 8.10% and 3.13% to 8.20% in 2023 and 2022, respectively. These loans will mature on various dates within 12 months.

13. Long-term Debts

	March 31, 2023 (Unaudited)		December 31, 2022 (Audited)	
	Annual Interest Rate	Amount	Annual Interest Rate	Amount
Company:				
Financial and nonfinancial institutions - unsecured	2.84% - 7.53%	₱57,571,350	2.84% - 7.53%	₱57,571,350
Subsidiaries:				
GMEC				
Financial institutions - unsecured	LIBOR + 1.7% - 4.85%	30,449,393	LIBOR + 1.7% - 4.85%	32,630,155
Therma Marine				
Financial institutions - secured	4.54% - 7.68%	2,600,000	4.54% - 7.68%	2,600,000
Hedcor Sabangan				
Financial institutions - secured	4.92%	1,103,234	4.92%	1,103,234
TVI				
Financial institutions - secured	5.56% - 9.00%	23,459,092	5.56% - 9.00%	24,479,053
AP				
Financial and nonfinancial institutions - Philippine peso - unsecured	3.82% - 8.51%	54,150,000	3.82% - 8.51%	54,150,000
TSI				
Financial institutions - secured	4.27%	17,516,387	4.27%	18,117,893
APRI				
Financial institutions - secured	4.91% - 6.67%	11,152,000	4.91% - 6.67%	11,152,000
Hedcor Bukidnon				
Financial institutions - secured	4.29% - 5.59%	7,814,293	4.29% - 5.59%	8,114,434
HSI				
Fixed rate corporate notes - unsecured	5.03% - 5.42%	3,004,400	5.03% - 5.42%	3,004,398
PFC				
Financial institutions - unsecured	4.50% - 5.16%	2,855,500	4.50% - 5.16%	2,855,500
PANC				
Financial institutions - unsecured	4.50% - 6.432%	3,430,000	4.50% - 6.432%	3,430,000
VECO				
Financial institution - unsecured	4.92%	191,000	4.73% - 4.92%	190,881
DLP				
Financial institution - unsecured	4.73% - 4.92%	143,250	4.73% - 4.92%	143,250
HI				
Financial institution - secured	7.41% - 7.87%	1,333,000	7.41% - 7.87%	1,370,000
Hedcor Tudaya				
Financial institution - secured	4.92%	693,512	4.92%	693,511
CLP				
Financial institution - unsecured	4.92%	28,650	4.92%	28,650
TPVI				
Financial institution - secured	3.32% - 5.06%	1,500,000	3.32% - 5.06%	1,500,000
AESI				
Financial institution - secured	4.87%	588,000	4.87%	588,000
PVSINAG				
Financial institution - secured	8.02%	8,850,000	8.02%	3,600,000
ARI				
Financial institution - unsecured	6.91%	12,000,000	6.91%	12,000,000
TLI				
Financial institution - unsecured	7.39%	15,000,000	7.39%	15,000,000
Apo Agua				
Financial institutions - secured	5.75% - 8.26%	9,000,000	5.75% - 8.26%	9,000,000
LWC				
Financial institution - secured	5.47%	250,000	5.47%	250,000
LLI				
Financial institution - unsecured	5.76% - 6.59%	5,100,000	5.47% - 6.59%	5,100,000

	March 31, 2023 (Unaudited)		December 31, 2022 (Audited)	
	Annual Interest Rate	Amount	Annual Interest Rate	Amount
AEV International				
US Dollar bonds				
Foreign currency - unsecured	4.20%	21,744,000	4.20%	22,302,000
GCMH				
Financial institution - unsecured	LIBOR + 1.44%	2,174,400	LIBOR + 1.44%	2,230,200
PTAYAM				
Financial institution - unsecured	JIBOR + 3.48%	126,729	JIBOR + 3.48%	124,626
GCFHN				
Financial institution - unsecured	2.50%	18,053	2.50%	27,624
ABOITIZLAND				
Financial institution - secured	3.97% - 4.41%	1,900,000	3.97% - 4.41%	1,900,000
FSI				
Financial institution - unsecured	6.22% - 6.23%	143,531	6.22% - 6.23%	143,531
TCP				
Financial institution - unsecured	5.50% - 7.50%	168,850	5.50% - 7.50%	176,350
Joint Operation - PEC				
Financial institution - secured	5.77% - 6.27%	9,432,901	5.77% - 6.27%	9,951,718
Total		305,491,525		305,528,358
Deferred financing costs		(2,035,173)		(1,989,340)
		303,456,352		303,539,018
Less current portion		17,526,564		17,926,663
Noncurrent portion		₱285,929,788		₱285,612,355

In March 2023, PV Sinag availed a new loan for a total of ₱5.25 billion.

Loan covenants

The loan agreements on long-term debts of the Group provide for certain restrictions with respect to, among others, mergers or consolidations or other material changes in their ownership, corporate set-up or management, investment and guaranties, incurrence of additional debt, disposition of mortgage of assets, payment of dividends, and maintenance of financial ratios at certain levels.

These restrictions and requirements were complied with by the Group as of March 31, 2023 and December 31, 2022.

14. Debt Securities

As of March 31, 2023, AEV and AP registered and issued peso-denominated fixed-rate retail bonds totaling ₱90.9 billion under the following terms:

Maturity	Issuer	Annual Interest Rate	Amount
12-year bonds to mature on August 6, 2027	AEV	6.02%	₱5,071,350
5-year bonds to mature on June 18, 2024	AEV	6.02%	3,350,000
10-year bonds to mature on June 18, 2029	AEV	6.32%	1,650,000
5-year bonds to mature on November 16, 2025	AEV	3.31%	696,700
5-year bonds to mature on November 16, 2023	AEV	2.84%	6,853,300
7-year bonds to mature on September 8, 2028	AEV	4.10%	5,000,000
4-year bonds to mature on September 8, 2025	AEV	3.30%	5,000,000
3.5-year bonds to mature on June 7, 2026	AEV	6.87%	9,100,000
7-year bonds to mature on December 7, 2029	AEV	7.53%	10,900,000
10-year bonds to mature on July 3, 2027	AP	5.34%	3,000,000
7-year bonds to mature on October 25, 2028	AP	8.51%	2,500,000
7-year bonds to mature on October 14, 2026	AP	5.28%	7,250,000
5-year bonds to mature on July 6, 2025	AP	3.94%	550,000
5-year bonds to mature on March 16, 2026	AP	3.82%	8,000,000
7-year bonds to mature on December 2, 2028	AP	5.03%	7,200,000
4-year bonds to mature on December 2, 2025	AP	4.00%	4,800,000
7-year bonds to mature on March 17, 2029	AP	5.74%	7,000,000
5-year bonds to mature on March 17, 2027	AP	5.31%	3,000,000
			₱90,921,350

15. Leases

Set out below, are the carrying amounts of the Group's right-of-use assets and lease liabilities as of March 31, 2023 and the movements for the three-month period then ended:

	Right-of-use assets				Total	Lease Liabilities
	Land	Building	Power Plant	Manufacturing Plant, Equipment and Others		
At beginning of the period	₱4,151,107	₱203,910	₱30,296,186	₱205,524	₱34,856,727	₱27,860,923
Additions	—	—	—	3,346	3,346	3,346
Amortization expense	(41,250)	(48,669)	(277,218)	(13,278)	(380,415)	—
Capitalized amortization	(1,162)	—	—	—	(1,162)	—
Interest expense	—	—	—	—	—	621,936
Payments	—	—	—	—	—	(2,788,572)
Others	(4,664)	(1,203)	(2)	17,425	11,556	(387,917)
At end of the period	₱4,104,031	₱154,038	₱30,018,966	₱213,017	₱34,490,052	₱25,309,716

Set out below are the amounts recognized in the unaudited interim condensed consolidated statement of income:

	Jan - Mar 2023	Jan - Mar 2022
Amortization expense of right-of-use assets	P 380,415	P363,718
Interest expense on lease liabilities	621,936	878,226
Rent expense - short-term leases	65,641	56,922
Rent expense - low-value assets	2,175	2,118
	P1,070,167	P1,300,984

16. Retained Earnings

On March 3, 2023, the BOD approved the following:

- a. Declaration of a regular cash dividend of P1.47 per share (P8.3 billion) to all stockholders of record as of March 17, 2023. These dividends were taken out of the unrestricted retained earnings as of December 31, 2022, and were paid on March 30, 2023.
- b. Appropriation of P20.0 billion of the Company's retained earnings as of December 31, 2022 for debt payment of AEV and the reversal of appropriation of P11.0 billion for the prepayment of US dollar loans.

The balance of retained earnings includes the accumulated equity in net earnings of subsidiaries, associates and joint arrangements amounting to P133.9 billion and P138.9 billion as of March 31, 2023 and December 31, 2022, respectively. Such amounts are not available for distribution until such time that the Company receives the dividends from the respective subsidiaries, associates and joint arrangements.

17. Other Comprehensive Income

	March 31, 2023 (Unaudited)	December 31, 2022 (Audited)
Cumulative Translation Adjustments		
Balance at beginning of period	P 1,809,142	P2,862,189
Movements	(126,523)	(1,053,047)
Balance at end of period	1,682,619	1,809,142
Cash Flow Hedge Reserve		
Balance at beginning of period	1,376,129	399,055
Movements	(1,297,748)	977,074
Balance at end of period	78,381	1,376,129
Actuarial Losses on Defined Benefit Plans		
Balances at beginning of period	(601,318)	(867,916)
Movements	9,185	266,598
Balance at end of period	(592,133)	(601,318)

	March 31, 2023	December 31, 2022
	(Unaudited)	(Audited)
Net Unrealized Gains on Financial Assets at FVOCI		
At beginning of period	(31,381)	(118)
Movements	46,549	(31,263)
Balance at end of period	15,168	(31,381)
Share in Cumulative Translation Adjustments of Associates and Joint Ventures		
Balance at beginning of period	237,512	(849,471)
Movements	—	1,086,983
Balance at end of period	237,512	237,512
Share in Actuarial Losses on Defined Benefit Plans of Associates and Joint Ventures		
Balance at beginning of period	(901,547)	(1,122,519)
Movements	(9,533)	220,972
Balance at end of period	(911,080)	(901,547)
Share in Fair Value Changes on Financial Assets at FVOCI of Associates and Joint Ventures		
At beginning of period	(6,956,134)	(656,595)
Movements	5,620,682	(6,299,539)
Balance at end of period	(1,335,452)	(6,956,134)
Revaluation Surplus	642,672	642,672
	(P182,313)	(P4,424,925)

18. Revenues

	Jan - Mar 2023	Jan - Mar 2022
Sale of:		
Power	P48,649,360	P35,717,031
Goods	24,986,015	25,138,294
Real estate	1,329,886	1,179,504
Service fees	265,790	367,305
Sale of swine at fair value	430,992	7,661
Others	216,591	70,719
	P75,878,634	P62,480,514

19. Costs and Expenses

	Jan - Mar 2023	Jan - Mar 2022
Cost of goods sold	₱23,692,096	₱22,247,746
Cost of generated power	16,993,433	10,328,864
Cost of purchased power	16,889,660	12,212,618
Cost of real estate sales	753,243	567,157
Operating expenses	10,402,381	9,629,565
	₱68,730,813	₱54,985,950

20. Other Income (Expense)

	Jan - Mar 2023	Jan - Mar 2022
Net foreign exchange gain (loss)	(₱542,545)	₱379,263
Surcharges	175,143	63,895
Rental income	194,479	50,180
Non-utility operating income	34,636	30,227
Unrealized valuation gains on financial instruments	120,000	7,080
Gain (loss) on disposal of:		
Property, plant and equipment	17,795	1,568
Financial assets at FVTPL & FVOCI	8,457	1,302
Dividend income	1,658	603
Others - net	423,417	(321,574)
	₱433,040	₱212,544

“Others - net” comprise non-recurring items like contract for difference charges, and sale of poles, scrap and sludge oil.

21. Earnings per Common Share

Basic and diluted earnings per common share amounts were computed as follows:

	Jan - Mar 2023	Jan - Mar 2022
a. Net income attributable to equity holders of the parent	₱4,004,611	₱3,937,721
b. Weighted average number of common shares issued and outstanding	5,630,225	5,630,225
Basic and diluted earnings per common share (a/b)	₱0.71	₱0.70

There are no dilutive potential common shares for the three-month periods ended March 31, 2023 and 2022.

22. Operating Segment Information

Operating segments are components of the Group that engage in business activities from which they may earn revenues and incur expenses, whose operating results are regularly reviewed by the Group's Chief Operating Decision Maker (CODM) to make decisions about how resources are to be allocated to the segment and assess their performances, and for which discrete financial information is available.

For purposes of management reporting, the Group's operating businesses are organized and managed separately according to services provided, with each segment representing a strategic business segment. The Group's identified operating segments, which are consistent with the segments reported to the BOD, the Group's CODM, are as follows:

- power segment, which is engaged in power generation and sale of electricity;
- financial services segment, which is engaged in banking and money remittance operations;
- food manufacturing segment, which is engaged in the production of flour and feeds and swine breeding;
- real estate segment, which is engaged in real property development for sale and lease;
- infrastructure segment, which is engaged in the production of cement and other building materials and in the supply of treated bulk water; and
- the parent company and others, which include the operations of the Company and the service provider subsidiaries that cater mainly to the Group.

In addition, the Group presents geographical segments based on two categories, as follows:

- Philippines, which represents the Group's local operations; and
- Rest of Asia, which represents the foreign operations of the Group across several countries in Asia.

Management monitors the operating results of its segments separately for the purpose of making decisions about resource allocation and performance assessment. Segment revenue and segment expenses are measured in accordance with PFRS. The presentation and classification of segment revenue and segment expenses are consistent with the consolidated statement of income. Interest expense and financing charges, depreciation and amortization expense and income taxes are managed on a per segment basis.

The Group has inter-segment revenues in the form of management fees as well as inter-segment sales of electricity and other services which are eliminated in consolidation. The transfers are accounted for at competitive market prices on an arm's-length basis.

Segment assets do not include deferred income tax assets, pension asset and other noncurrent assets. Segment liabilities do not include deferred income tax liabilities, income tax payable and pension liability. Adjustments as shown below include items not presented as part of segment assets and liabilities.

Financial information on the operations of the various business segments are summarized as follows:

January - March 2023

	Power	Financial Services	Food Manufacturing	Real Estate	Infrastructure	Parent Company and Others	Eliminations	Consolidated
REVENUES								
Third parties	₱48,675,572	₱—	₱25,417,007	₱1,491,338	₱10,475	₱284,242	₱—	₱75,878,634
Inter-segment	65,742	—	778,739	316,741	24,212	70,156	(1,255,590)	—
Total revenue	₱48,741,314	₱—	₱26,195,746	₱1,808,079	₱34,687	₱354,398	(₱1,255,590)	₱75,878,634
RESULTS								
Segment results	₱6,918,103	₱—	(₱152,937)	₱555,327	(₱21,072)	(₱211,874)	₱60,274	₱7,147,821
Other income (expenses) - net	796,873	—	5,219	79,143	(22,162)	(426,033)	—	433,040
INCOME FROM OPERATIONS								7,580,861
Interest expense	(3,643,442)	—	(398,048)	(101,740)	(1,174)	(1,017,004)	4,408	(5,157,000)
Interest income	551,333	—	2,350	17,747	39,974	426,243	(4,408)	1,033,239
Share in net earnings (losses) of associates and joint ventures	5,128,306	1,750,508	3,015	(6,257)	(311,915)	3,847,765	(3,848,373)	6,563,049
Benefit from (provision for) income tax	(1,463,443)	—	(62,698)	(28,704)	(8,827)	(63,763)	—	(1,627,435)
NET INCOME (LOSS)	₱8,287,730	₱1,750,508	(₱603,099)	₱515,516	(₱325,176)	₱2,555,334	(₱3,788,099)	₱8,392,714
Depreciation and amortization	₱2,962,009	₱—	₱405,879	₱20,252	₱10,776	₱44,889	₱—	₱3,443,805
OTHER INFORMATION (as of March 31, 2023)								
Segment assets	₱116,997,520	₱—	₱38,017,027	₱32,400,497	₱3,373,910	₱45,142,781	(₱5,695,722)	₱230,236,013
Investments and advances	83,030,945	88,767,798	93,058	1,701,796	37,998,590	155,029,173	(154,914,235)	211,707,125
Unallocated corporate assets	264,994,765	—	33,402,916	11,641,954	32,405,966	11,799,132	(716,322)	353,528,411
Consolidated total assets								₱795,471,549
Segment liabilities	₱293,204,456	₱—	₱42,053,058	₱16,817,758	₱10,748,058	₱87,729,698	(₱5,995,722)	₱444,557,306
Unallocated corporate liabilities	3,726,242	—	283,443	1,011,920	98,741	676,661	—	5,797,007
Consolidated total liabilities								₱450,354,313

January - March 2022 (as restated - see Note 3)

	Power	Financial Services	Food Manufacturing	Real Estate	Infrastructure	Parent Company and Others	Eliminations	Consolidated
REVENUES								
Third parties	₱35,818,651	₱—	₱25,145,956	₱1,282,354	₱30,125	₱203,428	₱—	₱62,480,514
Inter-segment	59,131	—	848,036	24,484	—	163,327	(1,094,978)	—
Total revenue	₱35,877,782	₱—	₱25,993,992	₱1,306,838	₱30,125	₱366,755	(₱1,094,978)	₱62,480,514
RESULTS								
Segment results	₱6,038,369	₱—	₱1,129,657	₱396,053	(₱82,833)	₱13,318	₱—	₱7,494,564
Other income (expenses) - net	(583,469)	—	(348,251)	31,402	11,153	1,101,709	—	212,544
INCOME FROM OPERATIONS								7,707,108
Interest expense	(3,495,850)	—	(259,020)	(21,666)	(76)	(637,395)	6,182	(4,407,825)
Interest income	100,282	—	25,244	1,374	12,750	74,468	(6,182)	207,936
Share in net earnings (losses) of associates and joint ventures	1,227,620	1,318,211	2,268	(1,118)	(131,782)	2,010,541	(2,010,723)	2,415,017
Benefit from (provision for) income tax	(387,783)	—	(162,631)	(6,534)	(3,332)	(3,894)	—	(564,174)
NET INCOME (LOSS)	₱2,899,169	₱1,318,211	₱387,267	₱399,511	(₱194,120)	₱2,558,747	(₱2,010,723)	₱5,358,062
Depreciation and amortization	₱2,852,590	₱—	₱394,518	₱14,646	₱9,075	₱41,130	₱—	₱3,311,959
OTHER INFORMATION (as of December 31, 2022)								
Segment assets	₱132,976,387	₱—	₱41,908,310	₱31,838,909	₱4,035,552	₱53,213,873	(₱6,014,093)	₱257,958,938
Investments and advances	77,928,459	77,700,780	92,402	1,708,053	38,310,505	160,508,904	(160,393,358)	195,855,745
Unallocated corporate assets	266,484,892	—	33,402,056	11,981,344	31,017,785	11,793,641	(716,322)	353,963,396
Consolidated total assets								₱807,778,079
Segment liabilities	₱295,735,859	₱—	₱45,205,929	₱16,862,576	₱10,302,664	₱90,204,998	(₱6,314,093)	₱451,997,933
Unallocated corporate liabilities	3,496,822	—	343,872	990,027	110,460	656,876	—	5,598,057
Consolidated total liabilities								₱457,595,990

Revenues and noncurrent operating assets by geographical locations are summarized below:

	Revenue		Property, Plant and Equipment		Intangible Assets	
	March 2023	March 2022	March 2023	December 2022	March 2023	December 2022
Philippines	₱59,818,332	₱47,536,235	₱183,965,150	₱184,529,621	₱19,381,273	₱18,337,986
Rest of Asia	18,168,957	19,957,951	5,219,438	5,325,372	43,795	46,837
	₱77,987,289	₱67,494,186	₱189,184,588	₱189,854,993	₱19,425,068	₱18,384,823

The revenue information above is based on the locations of customers. Noncurrent operating assets consist of property, plant and equipment and intangible assets.

23. Financial Risk Management Objectives and Policies

The Group's principal financial instruments comprise of cash and cash equivalents, investments in FVTPL or FVOCI, bank loans and long-term debts. The main purpose of these financial instruments is to raise finances for the Group's operations and its investments in existing subsidiaries and associates and in new projects. The Group has other financial assets and liabilities such as trade and other receivables, trade and other payables, customer deposits and lease liabilities which arise directly from operations.

The Group also enters into derivative transactions, particularly foreign currency forwards, to economically hedge its foreign currency risk from foreign currency denominated liabilities and purchases.

Risk Management Structure

The BOD is mainly responsible for the overall risk management approach and for the approval of risk strategies and principles of the Group.

Financial risk committee

The Financial Risk Committee has the overall responsibility for the development of risk strategies, principles, frameworks, policies and limits. It establishes a forum of discussion of the Group's approach to risk issues in order to make relevant decisions.

Treasury service group

The Treasury Service Group is responsible for the comprehensive monitoring, evaluating and analyzing of the Group's risks in line with the policies and limits.

The main risks arising from the Group's financial instruments are interest rate risk resulting from movements in interest rates that may have an impact on outstanding long-term debts; credit risk involving possible exposure to counter-party default on its cash and cash equivalents, investments in FVTPL and FVOCI and trade and other receivables; liquidity risk in terms of the proper matching of the type of financing required for specific investments; and foreign exchange risk in terms of foreign exchange fluctuations that may significantly affect its foreign currency denominated placements and borrowings.

Market Risk

The risk of loss, immediate or over time, due to adverse fluctuations in the price or market value of instruments, products, and transactions in the Group's overall portfolio (whether on or off-balance sheet) is market risk. These are influenced by foreign and domestic interest rates, foreign exchange rates and gross domestic product growth.

Interest rate risk

The Group's exposure to market risk for changes in interest rates relates primarily to its long-term debt obligations. To manage this risk, the Group determines the mix of its debt portfolio as a function of the level of current interest rates, the required tenor of the loan, and the general use of the proceeds of its various fund raising activities. As of March 31, 2023, 7.71% of the Group's long-term debt had annual floating interest rates ranging from 4.54% to 8.26%, and 92.29% are with fixed rates ranging from 2.84% to 8.51%. As of December 31, 2022, 9.12% of the Group's long-term debt had annual floating interest rates ranging from 3.32% to 8.26%, and 90.88% are with fixed rates ranging from 2.50% to 8.51%.

The following tables set out the carrying amount, by maturity, of the Group's financial instruments that are exposed to cash flow interest rate risk:

March 31, 2023

	Less than 1 year	1-5 years	More than 5 years	Total
Long-term debts				
Floating rate	₱1,192,427	₱6,888,441	₱15,316,930	₱23,397,798

December 31, 2022

	Less than 1 year	1-5 years	More than 5 years	Total
Long-term debts				
Floating rate	₱1,442,973	₱8,036,055	₱18,216,250	₱27,695,278

Interest on financial instruments classified as floating rate is repriced at intervals of less than one year. Interest on the other financial instruments of the Group that are not included in the above tables are either fixed-rate or non-interest bearing, and are therefore not subject to interest rate risk. Its derivative assets and liabilities are subject to fair value interest rate risk.

The interest expense recognized during the periods follows:

	Jan - Mar 2023	Jan - Mar 2022
Long-term debts	₱3,981,260	₱3,129,701
Lease liabilities	621,936	878,226
Bank loans	493,647	207,317
Other long-term obligations	58,246	131,137
Customers' deposits	1,911	—
Loss on loan extinguishment (see Note 13)	—	61,444
	₱5,157,000	₱4,407,825

The following table demonstrates the sensitivity to a reasonable possible change in interest rates, with all other variables held constant, of the Group's profit before tax (through the impact on floating rate borrowings) as of March 31, 2023 and 2022:

	Increase (decrease) in basis points	Effect on income before tax
March 31, 2023	200	(P115,386)
	(100)	57,693
March 31, 2022	200	(P127,364)
	(100)	63,682

The Group's sensitivity to an increase/decrease in interest rates pertaining to derivative instruments is expected to be insignificant during the first three months of 2023 and 2022, due to their short-term maturities and immateriality relative to the total assets and liabilities of the Group.

There is no other impact on the Group's equity other than those already affecting the unaudited interim consolidated statements of income.

Commodity Price Risk

Commodity price risk of the Group arises from transactions on the world commodity markets to secure the supply of fuel, particularly coal, which is necessary for the generation of electricity.

The Group's objective is to minimize the impact of commodity price fluctuations and this exposure is hedged in accordance with the Group's commodity price risk management strategy.

Based on a 36-month forecast of the required coal supply, the Group hedges the purchase price of coal using commodity swap contracts. The commodity swap contracts do not result in physical delivery of coal, but are designated as cash flow hedges to offset the effect of price changes in coal.

Foreign exchange risk

The foreign exchange risk of the Group pertains significantly to its foreign currency denominated borrowings, including lease liabilities. To mitigate the risk of incurring foreign exchange losses, foreign currency holdings are matched against the potential need for foreign currency in financing equity investments and new projects. As of March 31, 2023 and December 31, 2022, foreign currency denominated borrowings account for 22.67% and 24.00%, respectively, of total consolidated borrowings.

The following table presents the Group's foreign currency denominated assets and liabilities:

	March 31, 2023		December 31, 2022	
	US dollar	Philippine peso Equivalent ¹	US dollar	Philippine peso Equivalent ²
Financial assets				
Cash and cash equivalents	\$2,474,395	₱134,508,112	\$544,778	₱30,374,097
Short-term deposits	126,540	6,878,714	380,161	21,195,877
Trade and other receivables	215,785	11,730,073	175,017	9,758,073
Investments in FVTPL and FVOCI	100,452	5,460,571	98,256	5,478,263
Total financial assets	2,917,172	158,577,470	1,198,212	66,806,310
Financial liabilities				
Bank loans	128,217	6,969,876	137,452	7,663,636
Trade and other payables	347,445	18,887,110	257,192	14,339,740
Long-term debts	440,000	23,918,400	440,000	24,532,200
Lease liabilities	219,873	11,952,296	241,244	13,450,559
Total financial liabilities	1,135,535	61,727,682	1,075,888	59,986,135
Net foreign currency denominated assets	\$1,781,637	₱96,849,788	\$122,324	₱6,820,175

¹\$1= ₱54.36

²\$1= ₱55.76

The following table demonstrates the sensitivity to a reasonable possible change in the US dollar exchange rates, with all other variables held constant, of the Group's profit before tax as of:

	Increase (decrease) in US dollar rate against the Philippine peso	Effect on income before income tax
March 31, 2023	US dollar strengthens by 5%	₱4,842,489
	US dollar weakens by 5%	(4,842,489)
December 31, 2022	US dollar strengthens by 5%	₱341,009
	US dollar weakens by 5%	(341,009)

The increase in US dollar rate represents depreciation of Philippine peso while the decrease in US dollar rate represents appreciation of Philippine peso.

Equity price risk

Equity price risk is the risk that the fair value of traded equity instruments decreases as the result of the changes in the levels of equity indices and the value of the individual stock.

As of March 31, 2023 and December 31, 2022, the Group's exposure to equity price risk is minimal.

Credit Risk

For its cash investments (including restricted portion and short-term cash deposits), financial assets at FVTPL or FVOCI, debt investment at amortized cost, derivative assets, and receivables, the Group's credit risk pertains to possible default by the counterparty, with a maximum exposure equal to the carrying amount of these financial assets. With respect to cash and financial assets at FVTPL or FVOCI, the risk is mitigated by the short-term and or liquid nature of its cash investments mainly in bank deposits and placements, which are placed with financial institutions and entities of high credit standing. With respect to receivables, credit risk is controlled by the application of credit approval, limit and monitoring procedures. It is the Group's policy to enter into transactions with a diversity of credit-worthy parties to mitigate any significant concentration of credit risk. The Group ensures that sales are made to customers with appropriate credit history and has internal mechanism to monitor the granting of credit and management of credit exposures.

Concentration risk

Credit risk concentration of the Group's receivables according to the customer category as of March 31, 2023 and December 31, 2022 is summarized in the following table:

	March 31, 2023	December 31, 2022
Power distribution:		
Industrial	₱8,390,243	₱10,089,301
Residential	2,726,643	3,394,574
Commercial	900,622	1,059,520
City street lighting	—	27,372
Power generation:		
Power supply contracts	15,791,825	13,033,267
Spot market	3,729,531	2,745,316
	₱31,538,864	₱30,349,350

Liquidity Risk

Liquidity risk is the risk that an entity in the Group will be unable to meet its obligations as they become due. The Group manages liquidity risk by effectively managing its working capital, capital expenditure and cash flows, making use of a centralized treasury function to manage pooled business unit cash investments and borrowing requirements.

Currently, the Group is maintaining a positive cash position, conserving its cash resources through renewed focus on working capital improvement and capital reprioritization. The Group meets its financing requirements through a mixture of cash generated from its operations and short-term and long-term borrowings. Adequate banking facilities and reserve borrowing capacities are maintained.

The Group is in compliance with all of the financial covenants per its loan agreements, none of which is expected to present a material restriction on funding or its investment policy in the near future. The Group has sufficient undrawn borrowing facilities, which could be utilized to settle obligations.

In managing its long-term financial requirements, the policy of the Group is that not more than 25% of long-term borrowings should mature in any twelve-month period. As of March 31, 2023 and December 31, 2022, the portion of the total long-term debt, inclusive of

customers' deposits, that will mature in less than one year is 7.99% and 8.05%, respectively. For its short-term funding, the policy of the Group is to ensure that there are sufficient working capital inflows to match repayments of short-term debt.

Cash and cash equivalents, short term cash deposits and trade and other receivables, which are all short-term in nature, have balances of ₱102.0 billion, ₱6.7 billion and ₱55.0 billion as of March 31, 2023, respectively and ₱101.5 billion, ₱20.9 billion and ₱61.3 billion as of December 31, 2022, respectively. These financial assets will be used to fund short-term and operational liquidity needs of the Group.

The table below analyzes the financial liabilities of the Group into relevant maturity groupings based on the remaining period at the balance sheet date to the contractual maturity. The amounts disclosed in the table are the contractual undiscounted cash flows.

March 31, 2023

	Total carrying value	Contractual undiscounted principal payments				
		Total	On demand	Less than 1 year	1-5 years	> 5 years
Financial liabilities:						
<i>Operating</i>						
Trade and other payables*	₱52,442,648	₱52,442,648	₱8,221,194	₱43,093,683	₱1,127,771	₱—
Customers' deposits	8,682,499	8,682,499	—	—	702,921	7,979,578
<i>Financing</i>						
Bank loans	44,180,368	44,180,368	—	44,180,368	—	—
Long-term debts	303,456,352	305,491,525	—	17,632,710	142,076,553	145,782,262
Lease liabilities	25,309,716	25,342,815	—	11,286,369	12,013,497	2,042,949
Long-term obligation on PDS	149,725	200,000	—	40,000	160,000	—
<i>Others</i>						
Derivative liabilities	764,109	764,109	—	259,452	504,657	—
	₱434,985,417	₱437,103,964	₱8,221,194	₱116,492,582	₱156,585,399	₱155,804,789

*Excludes statutory liabilities

Capital Management

Capital includes equity attributable to the equity holders of the parent. The primary objective of the Group's capital management is to ensure that it maintains a strong credit rating and healthy capital ratios in order to support its business and maximize shareholder value.

The Group manages its capital structure and makes adjustments to it, in light of changes in economic conditions. To maintain or adjust the capital structure, the Group may adjust the dividend payment to shareholders, return capital to shareholders or issue new shares.

No changes were made in the objectives, policies or processes during the periods ended March 31, 2023 and December 31, 2022.

The Group monitors capital using a gearing ratio, which is net debt divided by equity plus net debt. The Group's policy is to keep the gearing ratio at 70% or below at the consolidated level. The Group determines net debt as the sum of interest-bearing short-term and long-term obligations (comprised of long-term debts and lease liabilities) less cash funds (comprised of cash and cash equivalents, short-term cash deposits and restricted cash).

Gearing ratios of the Group as of March 31, 2023 and December 31, 2022 are as follows:

	March 31, 2023	December 31, 2022
Bank loans	₱44,180,368	₱45,367,586
Long-term obligations	328,766,068	331,399,941
Cash funds	(114,438,482)	(128,465,354)
Net debt (a)	258,507,954	248,302,173
Equity	345,117,236	350,182,089
Equity and net debt (b)	₱603,625,190	₱598,484,262
Gearing ratio (a/b)	42.83%	41.49%

24. Financial Instruments

Fair Value of Financial Instruments

Fair value is defined as the amount at which the financial instrument could be sold in a current transaction between knowledgeable willing parties in an arm's length transaction, other than in a forced liquidation or sale. Fair values are obtained from quoted market prices, discounted cash flow models and option pricing models, as appropriate.

A financial instrument is regarded as quoted in an active market if quoted prices are readily available from an exchange, dealer, broker, pricing services or regulatory agency and those prices represent actual and regularly occurring market transactions on an arm's length basis. For a financial instrument with an active market, the quoted market price is used as its fair value. On the other hand, if transactions are no longer regularly occurring even if prices might be available and the only observed transactions are forced transactions or distressed sales, then the market is considered inactive. For a financial instrument with no active market, its fair value is determined using a valuation technique (e.g. discounted cash flow approach) that incorporates all factors that market participants would consider in setting a price.

Set out below is a comparison by category of carrying amounts and fair values of the Group's financial instruments whose fair values are different from their carrying amounts.

	March 31, 2023		December 31, 2022	
	Carrying Amount	Fair Value	Carrying Amount	Fair Value
Financial asset:				
PSALM deferred adjustment	₱—	₱—	₱54,503	₱54,224
Financial liabilities:				
Lease liabilities	₱25,309,716	₱23,713,166	₱27,860,923	₱25,939,517
Long-term debt - fixed rate	280,058,554	264,378,257	275,843,740	237,738,956
PSALM deferred adjustment	—	—	54,503	54,224
Long-term obligation on PDS	149,725	143,225	145,390	143,225
	₱305,517,995	₱288,234,648	₱303,904,556	₱263,875,922

The following methods and assumptions are used to estimate the fair value of each class of financial instruments:

Cash and cash equivalents, short-term cash deposits, trade and other receivables, short-term loans and trade and other payables

The carrying amounts of cash and cash equivalents, short-term cash deposits, trade and other receivables, short-term loans and trade and other payables approximate their fair values due to the relatively short-term maturity of these financial instruments.

Lease liabilities

The fair value of the lease liabilities was calculated by discounting future cash flows using applicable interest rates. The disclosed fair value is determined using Level 3 inputs.

Fixed-rate borrowings

The fair value of fixed rate interest-bearing loans is based on the discounted value of future cash flows using the applicable rates for similar types of loans. The disclosed fair value is determined using Level 3 inputs.

Variable-rate borrowings

Where the repricing of the variable-rate interest-bearing instruments is frequent (i.e., three-month repricing), the carrying value approximates the fair value. Otherwise, the fair value is determined by discounting the principal plus the known interest payment using current market rates.

Long-term obligation on PDS and PSALM deferred adjustment

The fair value of the long-term obligation is calculated by discounting expected future cash flows at prevailing market rates.

Customers' deposits

The fair value of bill deposits approximate their carrying values as these deposits earn interest at the prevailing market interest rate in accordance with regulatory guidelines. The timing and related amounts of future cash flows relating to transformers and lines and poles deposits cannot be reasonably and reliably estimated for purposes of establishing their fair values using an alternative valuation technique.

Financial assets at FVTPL and FVOCI

These equity securities are carried at fair value.

Exchangeable Note

The fair value of Exchangeable Note, including the embedded derivative, was determined using a binomial model, using the current stock price of GMCAC, the expected volatility of GMCAC's stock price, the risk-free interest rate, and the credit spread.

Derivative asset and liabilities

The fair value is calculated by reference to prevailing interest rate differential and spot exchange rate as of valuation date, taking into account its remaining term to maturity. The fair value of the embedded prepayment options is determined using Binomial Option Pricing Model which allows for the specification of points in time until option expiry date. This valuation incorporates inputs such as interest rates and volatility. The fair value of the IRS and interest rate cap are determined by generally accepted valuation techniques with reference to observable market data such as interest rates.

The Group also entered into an interest rate swap agreement to fully hedge its floating rate exposure on its foreign currency-denominated loan and par forward contracts to hedge the floating rate exposure on foreign currency-denominated payments.

The Group also entered into deliverable and non-deliverable short-term forward contracts with counterparty banks to manage its foreign currency risks associated with foreign currency-denominated liabilities, purchases and highly probable forecasted purchases.

The Group also entered into commodity swap contracts to hedge the price volatility of its forecasted coal purchases.

The movements in fair value changes of all derivative instruments are as follows:

	March 31, 2023	December 31, 2022
At beginning of period	₱2,403,461	₱104,909
Net changes in fair value of derivatives designated as cash flow hedges	(2,520,106)	1,729,380
Net changes in fair value of derivatives not designated as accounting hedges	332,483	(52,377)
Fair value of settled instruments	(337,426)	621,549
At end of period	(₱121,588)	₱2,403,461

Fair Value Hierarchy

The Group uses the following hierarchy for determining and disclosing the fair value of financial instruments by valuation technique:

- Level 1: quoted (unadjusted) prices in active markets for identical assets or liabilities
- Level 2: other techniques for which all inputs, which have a significant effect on the recorded fair value, are observable either directly or indirectly
- Level 3: techniques that use inputs, which have a significant effect on the recorded fair value, that are not based on observable market data

As of March 31, 2023, the Group held the following financial instruments that are measured and carried or disclosed at fair value:

	Total	Level 1	Level 2	Level 3
Carried at fair value:				
Investments in financial assets:				
At FVTPL	₱917,284	₱917,284	₱—	₱—
At FVOCI	4,591,130	4,591,130	—	—
Exchangeable notes	15,526,400	15,526,400	—	—
Derivative asset	642,521	—	642,521	—
Derivative liability	764,109	—	764,109	—
Disclosed at fair value:				
Lease liabilities	23,713,166	—	—	23,713,166
Long-term debt - fixed rate	264,378,257	—	—	264,378,257
Long-term obligation on PDS	143,225	—	—	143,225

During the three-month period ended March 31, 2023, there were no transfers between Level 1 and Level 2 fair value measurements and transfers into and out of Level 3 fair value measurement.

25. Other Disclosure

a. Seasonality of Interim Operations

Operations of hydropower plants are generally affected by climatic seasonality. Seasonality and location have a direct effect on the level of precipitation. In Luzon where rainy and summer seasons are more pronounced, higher rainfall is normally experienced in the months of June to September. As such, the hydropower plants located in Luzon operate at their maximum capacity during this period. In contrast, the hydropower plants in Mindanao experience a well distributed rainfall throughout the year, with a slightly better precipitation during the months of December to April. This precipitation seasonality greatly affects subsidiary companies HI, HSI, Hedcor Bukidnon, Hedcor Tudaya, Hedcor Sabangan and LHC, which operate 'run-of-river' hydropower plants since these plants do not have any means to impound water.

Any unexpected change in the seasonal aspects will have no material effect on the Group's financial condition or results of operations.

b. COVID-19

The Philippines has been placed in a stringent community quarantine, varying in terms of degree and location since the COVID-19 outbreak in 2020. The community quarantine negatively affects business, especially those that are not considered essentials.

The Group continues to see the positive impact in the overall economic conditions as mobility continues to normalize as of March 31, 2023.

The Group has an in-placed and extensive business continuity plan on similar risk, including the lay out of the necessary steps that will help address or minimize the Group's business exposures. The Group will continue to monitor the situation and adjust the steps it is currently implementing as the need arise.

c. Dividends to Non-Controlling Interests

The Company's material partly-owned subsidiary, AP and its subsidiaries, paid cash dividends amounting to ₱7.6 billion and ₱5.1 billion to non-controlling interests during the three-month periods ended March 31, 2023 and 2022, respectively.

d. Material Events and Changes

1. Share Purchase Agreement entered into by STEAG GmbH and AP

On September 15, 2022, STEAG GmbH entered into a Share Purchase Agreement with AP for the purchase by AP of an additional 35.4% stake in SPI. Subject to fulfillment of applicable conditions for closing, AP will own 69.4% of STEAG State Power Inc.

Other than disclosed above, no material off-balance sheet transactions, arrangements, obligations (including contingent obligations), and other relationships with unconsolidated entities or other persons were created during the interim period. There were also no events that would trigger substantial direct or contingent financial obligations or cause any default or acceleration of an existing obligation.

Likewise, there were no other material changes made in such items as: accounting principles and practices, estimates inherent in the preparation of financial statements, status of long-term contracts, changes in the composition of the issuer, and reporting entity resulting from business combinations or dispositions.

Lastly, there were no changes in estimates of amounts reported in prior interim period and financial year that would have a material effect in the current interim period.

e. Material Adjustments

There were no material, non-recurring adjustments made during the period that would require appropriate disclosures. All other adjustments are of a normal recurring nature.

f. Contingencies

The Group is a party to certain proceedings and legal cases with other parties in the normal course of business. The ultimate outcome of these proceedings and legal cases cannot be presently determined. Management, in consultation with its legal counsels, believes that it has substantial legal and factual bases for its positions and is currently of the opinion that the likely outcome of these proceedings and legal cases will not have a material adverse effect on the Group's financial position and operating results. It is possible, however, that the future results of operations could be materially affected by changes in estimates or in the effectiveness of the strategies relating to these proceedings and legal cases.

The Company obtained Standby Letters of Credit and is acting as surety for the benefit of certain associates and a subsidiary in connection with loans and credit accommodations.

SCHEDULE A – RELEVANT FINANCIAL RATIOS

	Formula	March 31, 2023	December 31, 2022
LIQUIDITY RATIOS			
Current ratio	$\frac{\text{Current assets}}{\text{Current liabilities}}$	1.8	1.9
Acid test ratio	$\frac{\text{Cash and cash equivalents} + \text{Trade and other receivable} + \text{Other liquid funds}}{\text{Current liabilities}}$	1.3	1.4
SOLVENCY RATIOS			
Debt to equity ratio	$\frac{\text{Total liabilities}}{\text{Total equity}}$	1.3	1.3
Asset to equity ratio	$\frac{\text{Total assets}}{\text{Total equity}}$	2.3	2.3
Net debt to equity ratio ^A	$\frac{\text{Debt} - \text{Cash funds}}{\text{Total equity}}$	0.7	0.7
Gearing ratio ^A	$\frac{\text{Debt} - \text{Cash funds}}{\text{Total equity} + (\text{Debt} - \text{Cash funds})}$	42.8%	41.5%
Interest coverage ratio	$\frac{\text{Earnings before interest and taxes}}{\text{Interest expense}}$	3.5	3.6
PROFITABILITY RATIOS			
Operating margin	$\frac{\text{Operating profit}}{\text{Total revenues}}$	9.4%	11.4%
Return on equity *	$\frac{\text{Net income after tax}}{\text{Total equity}}$	Not Applicable	10.4%

Ratio marked * is deemed Not Applicable for the interim reporting period since this will not be comparable to the ratio reported in the previous period.

Note A: The Group determines net debt as the sum of interest-bearing short-term and long-term obligations (comprised of long-term debts and lease liabilities) less cash funds (comprised of cash and cash equivalents, short-term cash deposits and restricted cash).

SCHEDULE B - USE OF PROCEEDS**(Amounts in Thousands)**1.) ₱10.0 billion bonds issued in 2021

	Projected Usage (Per Prospectus)	Actual Usage
Refinance facilities drawn to fund the early redemption of the 2015 Series B Bonds	₱8,467,030	₱8,467,030
Partially finance Aboitiz InfraCapital's 2021 equity contributions to Apo Agua to fund its requirements for the construction of a hydroelectric-powered bulk water treatment facility in Davao	750,000	750,000
Finance future funding requirements of Aboitiz InfraCapital in 2022 for its towers project	643,629	—
Bond issuance costs	139,341	134,973
TOTAL	₱10,000,000	₱9,352,003

2.) ₱7.6 billion bonds issued in 2020

	Projected Usage (Per Prospectus)	Actual Usage ¹
Payment of the maturing 2013 Series A Bonds	₱6,200,000	₱6,200,000
Payment of the maturing 2015 Series A Bonds	2,664,112	1,245,578
Partially finance the 2021 equity contributions to Apo Agua for the construction of a hydroelectric-powered bulk water treatment facility in Davao	1,000,000	—
Bond issuance costs	135,888	104,422
TOTAL	₱10,000,000	₱7,550,000

¹The full allotment for the oversubscription was not availed.3.) ₱5.0 billion bonds issued in 2019

	Projected Usage (Per Prospectus)	Actual Usage
Repayment of Medium-term Loan of AEV International Pte. Ltd.	₱4,936,384	₱4,937,310
Bond issuance costs	63,616	62,690
TOTAL	₱5,000,000	₱5,000,000

4.) ₱24.0 billion bonds issued in 2015

	Projected Usage (Per Prospectus)	Actual Usage
Capital Infusion into Aboitiz Land, Inc.	₱9,892,000	₱10,000
Capital Infusion into Apo Agua Infraestructura, Inc.	2,055,000	14
Capital Infusion into Aseagas Corporation	311,000	222,500
Capital Infusion into PETNET, Inc.	765,000	125,000
Full repayment of existing long-term debt to fund purchase of UBP shares in 2010 & 2011	1,188,000	1,188,000
Bond Issuance Costs	214,077	219,926
Acquisition of a stake in the Philippine business of Lafarge S.A.	9,574,923	22,234,560
TOTAL	₱24,000,000	₱24,000,000

**The actual amount spent for the above projects in 2015 reached ₱25.5bn. The funding came from the ₱24bn retail bond proceeds and the ₱1.5bn balance from internally-generated funds.*

ABOITIZ EQUITY VENTURES, INC. & SUBSIDIARIES

1. AGING OF RECEIVABLES

AS OF : MARCH 31, 2023

(amounts in thousand pesos)

	30 Days	60 Days	90 Days	Over 90 Days	Total
Trade Receivables					
Power	17,478,288	2,697,308	840,466	5,935,935	26,951,997
Food Manufacturing	5,871,922	995,476	514,407	1,784,563	9,166,368
Real Estate	5,973,517	196,976	114,913	5,381,564	11,666,970
Holding and Others	85,736	5,316	4,409,811	181,430	4,682,293
	29,409,463	3,895,076	5,879,597	13,283,492	52,467,628
Others	6,797,815	31,437	179,896	675,161	7,684,309
	36,207,278	3,926,513	6,059,493	13,958,653	60,151,937
Less Allowance for Expected Credit Losses					4,863,677
					55,288,260

2. AGING OF RECEIVABLES

Type of Receivable	Nature / Description	Collection Period
Trade	uncollected billings to customers for sale of power, goods and services	30 - 60 days
Non-Trade	claims, operating cash advances and advances to suppliers & employees	30 - 120 days

3. NORMAL OPERATING CYCLE

Power Subsidiaries

Distribution - 60 days

Generation - 65 days

Food Subsidiaries - 90 days

Real Estate Subsidiaries - 30 days

COVER SHEET

for
AUDITED FINANCIAL STATEMENTS

SEC Registration Number

C E 0 2 5 3 6

COMPANY NAME

A B O I T I Z E Q U I T Y V E N T U R E S , I N C .
A N D S U B S I D I A R I E S

PRINCIPAL OFFICE (No. / Street / Barangay / City / Town / Province)

3 2 n d S t r e e t , B o n i f a c i o G l o b a l
C i t y , T a g u i g C i t y , M e t r o M a n i l
a , P h i l i p p i n e s

Form Type

A C F S

Department requiring the report

C R M D

Secondary License Type, If Applicable

N / A

COMPANY INFORMATION

Company's Email Address

www.aboitiz.com.ph

Company's Telephone Number

(2) 8886-2800

Mobile Number

None

No. of Stockholders

8288

Annual Meeting (Month / Day)

April 25

Fiscal Year (Month / Day)

December 31

CONTACT PERSON INFORMATION

The designated contact person MUST be an Officer of the Corporation

Name of Contact Person

Timothy Joseph P. Abay

Email Address

timothy.abay@aboitiz.com

Telephone Number/s

(02) 8886-2496

Mobile Number

Not available

CONTACT PERSON'S ADDRESS

c/o Aboitiz Equity Ventures, Inc., 32nd Street, Bonifacio Global City, Taguig City, Metro Manila, Philippines

NOTE 1 : In case of death, resignation or cessation of office of the officer designated as contact person, such incident shall be reported to the Commission within thirty (30) calendar days from the occurrence thereof with information and complete contact details of the new contact person designated.

2 : All Boxes must be properly and completely filled-up. Failure to do so shall cause the delay in updating the corporation's records with the Commission and/or non-receipt of Notice of Deficiencies. Further, non-receipt of Notice of Deficiencies shall not excuse the corporation from liability for its deficiencies.





SECURITIES & EXCHANGE COMMISSION
SEC Building, EDSA Greenhills
Mandaluyong, Metro Manila

**STATEMENT OF MANAGEMENT'S RESPONSIBILITY
FOR FINANCIAL STATEMENTS**


The management of **Aboitiz Equity Ventures, Inc.** is responsible for the preparation and fair presentation of the consolidated financial statements including the schedules attached therein, for the years ended **December 31, 2022** and **2021**, in accordance with the prescribed financial reporting framework indicated therein, and for such internal control as management determines is necessary to enable the preparation of financial statements that are free from material misstatement, whether due to fraud or error.

In preparing the consolidated financial statements, management is responsible for assessing the Company's ability to continue as a going concern, disclosing, as applicable matters related to going concern and using the going concern basis of accounting unless management either intends to liquidate the Company or to cease operations, or has no realistic alternative but to do so.


The Board of Directors is responsible for overseeing the Company's financial reporting process.

The Board of Directors reviews and approves the consolidated financial statements including the schedules attached therein, and submits the same to the stockholders or members.

Sycip Gorres Velayo & Co., the independent auditor appointed by the stockholders, has audited the consolidated financial statements of the company in accordance with Philippine Standards on Auditing, and in its report to the stockholders or members, has expressed its opinion on the fairness of presentation upon completion of such audit.


ENRIQUE M. ABOITIZ JR.
Chairman of the Board


SABIN M. ABOITIZ
President & Chief Executive Officer


JOSE EMMANUEL U. HILADO
Senior Vice President - Chief Financial Officer

Signed this 3rd day of March, 2023.



Republic of the Philippines)
Taguig City) S.S.

Before me, a notary public in and for the city named above, personally appeared:

Name	Passport/CTC	Date/Place Issued
Enrique M. Aboitiz Jr.	P6213075A	
Sabin M. Aboitiz	P2003168A	

Jose Emmanuel U. Hilado

who are personally known to me and to me known to be the same persons who presented the foregoing instrument and signed the instrument in my presence, and who took an oath before me as to such instrument.

Witness my hand and seal this APR 03 2023 day of 2023.

Doc. No. 2 ;
Page No. 02 ;
Book No. 462 ;
Series of 2023.

ATTY. GEORGE DAVID D. SITON
NOTARY PUBLIC FOR MAKATI CITY
APPT. EXP. 01-04-2024 UNDER P.D. 11, 425
ROLL NO. 68407 / TITLE COMPLIANCE NO. V-0000010/2-15-2022
IDP O.R. NO. 002182 LICENSE MEMBER MAY 5, 2017
PTR No. 7851 9564580-1412 03, 2023-12-31 MAKATI CITY
EXECUTIVE BLDG. CENTER MAKATI AVE., COR. JUPITER ST., MAKATI CITY





SyCip Gorres Velayo & Co.
6760 Ayala Avenue
1226 Makati City
Philippines

Tel: (632) 8891 0307
Fax: (632) 8819 0872
ey.com/ph

INDEPENDENT AUDITOR'S REPORT

The Board of Directors and Stockholders
Aboitiz Equity Ventures, Inc.
32nd Street, Bonifacio Global City,
Taguig City, Metro Manila
Philippines

Opinion

We have audited the consolidated financial statements of Aboitiz Equity Ventures, Inc. and its subsidiaries (the Group), which comprise the consolidated balance sheets as at December 31, 2022 and 2021, and the consolidated statements of income, consolidated statements of comprehensive income, consolidated statements of changes in equity and consolidated statements of cash flows for each of the three years in the period ended December 31, 2022, and notes to the consolidated financial statements, including a summary of significant accounting policies.


In our opinion, the accompanying consolidated financial statements present fairly, in all material respects, the consolidated financial position of the Group as at December 31, 2022 and 2021, and its consolidated financial performance and its consolidated cash flows for each of the three years in the period ended December 31, 2022 in accordance with Philippine Financial Reporting Standards (PFRSs).

Basis for Opinion

We conducted our audits in accordance with Philippine Standards on Auditing (PSAs). Our responsibilities under those standards are further described in the *Auditor's Responsibilities for the Audit of the Consolidated Financial Statements* section of our report. We are independent of the Group in accordance with the Code of Ethics for Professional Accountants in the Philippines (Code of Ethics) together with the ethical requirements that are relevant to our audit of the consolidated financial statements in the Philippines, and we have fulfilled our other ethical responsibilities in accordance with these requirements and the Code of Ethics. We believe that the audit evidence we have obtained is sufficient and appropriate to provide a basis for our opinion.

Key Audit Matters

Key audit matters are those matters that, in our professional judgment, were of most significance in our audit of the consolidated financial statements of the current period. These matters were addressed in the context of our audit of the consolidated financial statements as a whole, and in forming our opinion thereon, and we do not provide a separate opinion on these matters. For each matter below, our description of how our audit addressed the matter is provided in that context.



We have fulfilled the responsibilities described in the *Auditor's Responsibilities for the Audit of the Consolidated Financial Statements* section of our report, including in relation to these matters. Accordingly, our audit included the performance of procedures designed to respond to our assessment of the risks of material misstatement of the consolidated financial statements. The results of our audit procedures, including the procedures performed to address the matters below, provide the basis for our audit opinion on the accompanying consolidated financial statements.

Accounting for the Acquisition of Shares in GMR Megawide Cebu Airport Corporation (GMCAC)

In September 2022, the Group, through Aboitiz Infracapital, Inc. (AIC), acquired 33 1/3% interest in GMCAC for a total consideration of P9.5 billion through a primary infusion to GMCAC and secondary purchase of shares from MCC and GMR. In addition, for a total consideration of P15.5 billion, MCC and GMR issued non-interest bearing exchangeable notes to AIC which can either be settled by exchanging MCC and GMR's remaining 66 2/3% stake in GMCAC or through a cash option which is equivalent to P15.5 billion plus interest of 19% per annum.

We consider the accounting for these transactions as a key audit matter because of the significance of the amount, as well as the significant management judgments involved in determining existence of control or significant influence and the classification of the exchangeable notes. The Group's disclosures about these transactions are in Note 10 to the consolidated financial statements.

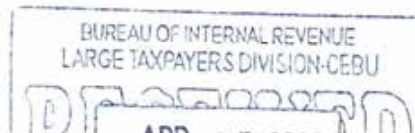
Audit Response

We obtained an understanding on the Group's accounting for these transactions through discussions with management and our review of the Share Subscription and Transfer Agreement and the Exchangeable Notes Agreement. We also evaluated management's assessment on existence of either control or significant influence in accordance with PFRS 10, *Consolidated Financial Statements* and PAS 28, *Investments in Associates and Joint Ventures*, respectively, as well as the classification of the exchangeable notes in accordance with PFRS 9, *Financial Instruments*. We have reviewed management's accounting of the investment and the exchangeable notes and performed procedures to check the results of operations commencing from the acquisition date. We also evaluated the presentation and the disclosures of the transactions in the consolidated financial statements.

Impairment Testing of Goodwill

Under PFRSs, the Group is required to annually test the amount of goodwill for impairment. As of December 31, 2022, the goodwill attributable to several cash-generating units (CGUs) amounted to P60.0 billion or 7% of total consolidated assets, which is considered significant to the consolidated financial statements. In addition, management's assessment process requires significant judgment and is based on assumptions which are subject to uncertainty on the estimation process due to the current economic conditions which have been impacted by the coronavirus pandemic, specifically discount and growth rates, revenue assumptions, and material price inflation.

The Group's disclosures about goodwill are included in Note 14 to the consolidated financial statements.



Audit Response

We involved our internal specialist in assessing the methodologies and assumptions used. We compared the key assumptions used, such as growth rate and revenue assumptions against the historical performance of the CGUs, industry outlook and other relevant external data, taking into consideration the impact associated with the coronavirus pandemic. We tested the parameters used in the determination of the discount rates against market data. We also reviewed the Group's disclosures about those assumptions to which the outcome of the impairment test is most sensitive; specifically, those that have the most significant effect on the determination of the recoverable amount of goodwill.

Revenue Recognition of Distribution Utilities

The distribution utilities' revenue from the sale of electricity amounting to ₱57.2 billion accounts for 19% of the Group's consolidated revenues and is material to the Group. This matter is significant to the audit because the revenue recognized depends on the electric consumption captured, the rates applied across different customers, and the systems involved in the billing process. Electric consumption captured is based on the meter readings taken on various dates for the different types of customers (i.e., industrial, commercial, and residential customers) within the franchise areas of operations of the distribution utilities.

The Group's disclosures related to this matter are provided in Notes 2 and 26 to the consolidated financial statements.


Audit Response

We obtained an understanding and evaluated the design and tested the controls over the billing and revenue process which includes the capture and accumulation of meter data in the billing system and calculation of billed amounts, and uploading of billed amounts from the billing system to the financial reporting system. We performed a test calculation of the rates using the Energy Regulatory Commission-approved rates and formulae, then compared them with the rates used in billing statements.

Recoverability of Certain Segments of Property, Plant and Equipment

Based on the assessment of the Group as of December 31, 2022, certain segments of its property, plant and equipment totaling ₱5.5 billion, may be impaired due to the existence of impairment indicators. As such, the Group assessed the recoverable amount of these segments of property, plant and equipment and this requires significant judgment and involves estimation and assumptions about future electricity generation levels and costs as well as external inputs such as fuel prices, electricity prices and discount rates. In addition, because of the coronavirus pandemic, there is heightened level of uncertainty on the future economic outlook and market forecast. Hence, we consider such assessment as a key audit matter in our audit.

The disclosures about the recoverability of certain segments of property, plant and equipment are included in Note 13 to the consolidated financial statements.



Audit Response

We involved our internal specialist in assessing the methodologies and assumptions used. We compared the key assumptions used against the historical performance of certain segments of property, plant and equipment, industry outlook and other relevant external data, taking into consideration the impact associated with the coronavirus pandemic. We tested the parameters used in the determination of the discount rate against market data. We also reviewed the Group's disclosures about those assumptions to which the outcome of the impairment test is most sensitive; specifically those that have the most significant effect on the determination of the recoverable amounts of certain segments of property, plant and equipment.

Accounting for Investment in an Associate


The Group has an investment in Union Bank of the Philippines (UBP), which is a universal bank that is publicly listed in the Philippine Stock Exchange and accounted for under the equity method. For the year ended December 31, 2022, the Group's share in the net income of UBP amounted to P6.3 billion and accounts for 16% of the Group's consolidated net income. The Group's share in UBP's net income is significantly affected by the level of provisioning of its loans and receivables applying the expected credit loss (ECL) model. This matter is significant to our audit because the application of the ECL model requires significant management judgment and estimates.

The Group's disclosures on investments in associates are in Notes 2 and 10 to the consolidated financial statements.

Audit Response

We obtained the financial information of UBP for the year ended December 31, 2022 and recomputed the Group's share in net income of UBP and assessed the disclosures of the investment in associate in the consolidated financial statements.

We obtained an understanding of the methodologies and models used for UBP's different credit exposures and assessed whether these considered the requirements of PFRS 9, *Financial Instruments*, to reflect an unbiased and probability-weighted outcome, and to consider the time value of money and the best available forward-looking information. We also inspected and considered the results of the model validation on the risk rating performed by management's specialist.



We (a) assessed UBP's segmentation of its credit risk exposures based on homogeneity of credit risk characteristics; (b) tested the definition of default and significant increase in credit risk criteria against historical analysis of accounts, credit risk management policies and practices in place, and management's assessment of the impact of the coronavirus pandemic on the counterparties; (c) tested UBP's application of internal credit risk rating system, including the impact of the coronavirus pandemic on the borrowers, by reviewing the ratings of sample credit exposures; (d) tested loss given default by inspecting historical recoveries and related costs, write-offs and collateral valuations, and the effects of credit enhancements provided by any party; (e) tested exposure at default considering outstanding commitments and repayment scheme; (f) checked the forward-looking information used for overlay through statistical test and corroboration using publicly available information and our understanding of UBP's lending portfolios and broader industry knowledge, including the impact of the coronavirus pandemic; and (g) tested the effective interest rate used in discounting the ECL.

Further, we checked the data used in the ECL models by reconciling data from source system reports to the data warehouse and from the data warehouse to the loss allowance models and financial reporting systems. To the extent that the loss allowance analysis is based on credit exposures that have been disaggregated into subsets of debt financial assets with similar risk characteristics, we traced or re-performed the disaggregation from source systems to the loss allowance analysis.

We recalculated impairment provisions on a sample basis. We involved our internal specialists in the performance of the above procedures.


Consolidation Process

Aboitiz Equity Ventures, Inc. owns a significant number of domestic and foreign entities at varying equity interests. We considered the consolidation process as a key audit matter because it required significant auditor attention, particularly on the following areas: (a) fair value adjustments arising from business combinations, (b) numerous intercompany transactions, (c) alignment of accounting policies of the investees with the Group's policy on property, plant and equipment and investment properties, (d) translation of investees' foreign-currency-denominated financial information to the Group's functional currency and (e) other equity adjustments.

The Group's disclosures on the basis of consolidation are in Note 2 to the consolidated financial statements.

Audit Response

We obtained an understanding of the Group's consolidation process and the related controls, the process for identifying related parties and related party transactions, as well as reconciliation of intercompany balances. We also checked the entities included in the consolidation and reviewed the foreign currency translation adjustments, as well as the alignment of accounting policies on property, plant and equipment and investment properties.



Other Information

Management is responsible for the other information. The other information comprises the information included in the SEC Form 20-IS (Definitive Information Statement), SEC Form 17-A and Annual Report for the year ended December 31, 2022, but does not include the consolidated financial statements and our auditor's report thereon. The SEC Form 20-IS (Definitive Information Statement), SEC Form 17-A and Annual Report for the year ended December 31, 2022 are expected to be made available to us after the date of this auditor's report.

Our opinion on the consolidated financial statements does not cover the other information and we will not express any form of assurance conclusion thereon.

In connection with our audits of the consolidated financial statements, our responsibility is to read the other information identified above when it becomes available and, in doing so, consider whether the other information is materially inconsistent with the consolidated financial statements or our knowledge obtained in the audits, or otherwise appears to be materially misstated.

Responsibilities of Management and Those Charged with Governance for the Consolidated Financial Statements

Management is responsible for the preparation and fair presentation of the consolidated financial statements in accordance with PFRSs, and for such internal control as management determines is necessary to enable the preparation of consolidated financial statements that are free from material misstatement, whether due to fraud or error.


In preparing the consolidated financial statements, management is responsible for assessing the Group's ability to continue as a going concern, disclosing, as applicable, matters related to going concern and using the going concern basis of accounting unless management either intends to liquidate the Group or to cease operations, or has no realistic alternative but to do so.

Those charged with governance are responsible for overseeing the Group's financial reporting process.

Auditor's Responsibilities for the Audit of the Consolidated Financial Statements

Our objectives are to obtain reasonable assurance about whether the consolidated financial statements as a whole are free from material misstatement, whether due to fraud or error, and to issue an auditor's report that includes our opinion. Reasonable assurance is a high level of assurance, but is not a

guarantee that an audit conducted in accordance with PSAs will always detect a material misstatement when it exists. Misstatements can arise from fraud or error and are considered material if, individually or in the aggregate, they could reasonably be expected to influence the economic decisions of users taken on the basis of these consolidated financial statements.



As part of an audit in accordance with PSAs, we exercise professional judgment and maintain professional skepticism throughout the audit. We also:

- Identify and assess the risks of material misstatement of the consolidated financial statements, whether due to fraud or error, design and perform audit procedures responsive to those risks, and obtain audit evidence that is sufficient and appropriate to provide a basis for our opinion. The risk of not detecting a material misstatement resulting from fraud is higher than for one resulting from error, as fraud may involve collusion, forgery, intentional omissions, misrepresentations, or the override of internal control.
- Obtain an understanding of internal control relevant to the audit in order to design audit procedures that are appropriate in the circumstances, but not for the purpose of expressing an opinion on the effectiveness of the Group's internal control.
- Evaluate the appropriateness of accounting policies used and the reasonableness of accounting estimates and related disclosures made by management.
- Conclude on the appropriateness of management's use of the going concern basis of accounting and, based on the audit evidence obtained, whether a material uncertainty exists related to events or conditions that may cast significant doubt on the Group's ability to continue as a going concern.

If we conclude that a material uncertainty exists, we are required to draw attention in our auditor's report to the related disclosures in the consolidated financial statements or, if such disclosures are inadequate, to modify our opinion. Our conclusions are based on the audit evidence obtained up to the date of our auditor's report. However, future events or conditions may cause the Group to cease to continue as a going concern.

- Evaluate the overall presentation, structure and content of the consolidated financial statements, including the disclosures, and whether the consolidated financial statements represent the underlying transactions and events in a manner that achieves fair presentation.
- Obtain sufficient appropriate audit evidence regarding the financial information of the entities or business activities within the Group to express an opinion on the consolidated financial statements. We are responsible for the direction, supervision and performance of the audit. We remain solely responsible for our audit opinion.

We communicate with those charged with governance regarding, among other matters, the planned scope and timing of the audit and significant audit findings, including any significant deficiencies in internal control that we identify during our audit.

We also provide those charged with governance with a statement that we have complied with relevant ethical requirements regarding independence, and to communicate with them all relationships and other matters that may reasonably be thought to bear on our independence, and where applicable, related safeguards.



From the matters communicated with those charged with governance, we determine those matters that were of most significance in the audit of the consolidated financial statements of the current period and are therefore the key audit matters. We describe these matters in our auditor's report unless law or regulation precludes public disclosure about the matter or when, in extremely rare circumstances, we determine that a matter should not be communicated in our report because the adverse consequences of doing so would reasonably be expected to outweigh the public interest benefits of such communication.

The engagement partner on the audit resulting in this independent auditor's report is Jhoanna Feliza C. Go.

SYCIP GORRES VELAYO & CO.



Jhoanna Feliza C. Go
Partner

CPA Certificate No. 0114122

Tax Identification No. 219-674-288

BOA/PRC Reg. No. 0001, August 25, 2021, valid until April 15, 2024

SEC Partner Accreditation No. 114122-SEC (Group A)

Valid to cover audit of 2021 to 2025 financial statements of SEC covered institutions

SEC Firm Accreditation No. 0001-SEC (Group A)

Valid to cover audit of 2021 to 2025 financial statements of SEC covered institutions

BIR Accreditation No. 08-001998-103-2022, November 7, 2022, valid until November 6, 2025

PTR No. 9564628, January 3, 2023, Makati City


March 3, 2023



ABOITIZ EQUITY VENTURES, INC. AND SUBSIDIARIES
CONSOLIDATED BALANCE SHEETS
(Amounts in Thousands)


	December	
	2022	2021
ASSETS		
Current Assets		
Cash and cash equivalents (Note 4)	P101,526,260	P147,534,035
Trade and other receivables (Note 5)	61,319,148	48,020,420
Inventories (Note 6)	46,161,542	31,992,459
Derivative asset (Note 37)	2,669,218	1,383,903
Other current assets (Notes 7 and 8)	46,282,770	25,418,264
Total Current Assets	257,958,938	254,349,081
Noncurrent Assets		
Property, plant and equipment (Notes 13 and 18)	224,711,720	220,018,207
Investments and advances (Note 10)	195,855,745	154,815,613
Intangible assets (Note 14)	78,375,252	74,338,411
Investment properties (Notes 15 and 31)	14,423,957	12,227,553
Deferred income tax assets - net (Note 32)	1,723,675	1,976,548
Trade receivables - net of current portion (Note 5)	329,538	366,651
Derivative asset - net of current portion (Note 37)	395,644	75,718
Net pension assets (Note 30)	487,129	293,168
Other noncurrent assets (Notes 8 and 16)	33,720,624	15,145,672
Total Noncurrent Assets	550,023,284	479,257,541
TOTAL ASSETS	P807,982,222	P733,606,622
LIABILITIES AND EQUITY		
Current Liabilities		
Trade and other payables (Notes 17, 35 and 40)	P59,347,137	P45,779,404
Bank loans (Note 18)	45,367,586	35,415,424
Current portions of:		
Long-term debts (Note 19)	17,926,663	18,608,778
Long-term obligation on Power Distribution System (PDS) (Note 14)	40,000	40,000
Lease liabilities (Notes 13 and 22)	9,420,133	8,291,721
Derivative liability (Note 37)	330,809	1,180,048
Income tax payable	555,580	382,223
Total Current Liabilities	132,987,908	109,697,598

(Forward)



	December	
	2022	2021
Noncurrent Liabilities		
Noncurrent portions of:		
Long-term debts (Note 19)	P285,612,355	P253,069,865
Lease liabilities (Note 22)	18,440,790	25,964,507
Trade payables (Notes 17 and 35)	1,107,359	982,617
Long-term obligation on PDS (Note 14)	105,390	125,532
Customers' deposits (Note 20)	8,314,885	7,374,767
Decommissioning liability (Note 21)	5,654,234	5,686,224
Deferred income tax liabilities - net (Note 32)	2,469,668	2,270,797
Net pension liability (Note 30)	756,404	493,293
Derivative liability - net of current portion (Note 37)	330,592	174,664
Total Noncurrent Liabilities	322,791,677	296,142,266
Total Liabilities	455,779,585	405,839,864
Equity Attributable to Equity Holders of the Parent		
Capital stock (Note 23)	5,694,600	5,694,600
Additional paid-in capital (Note 23)	13,013,197	13,013,197
Equity reserve (Notes 2, 9 and 10)	29,491,200	29,491,200
Accumulated other comprehensive income (Note 25)	(4,424,925)	(235,375)
Retained earnings (Notes 10 and 24)		
Appropriated	79,800,000	9,200,000
Unappropriated	133,269,226	188,162,793
Treasury stock at cost (Note 23)	(647,672)	(647,672)
	256,195,626	244,678,743
Non-controlling Interests	96,007,011	83,088,015
Total Equity	352,202,637	327,766,758
TOTAL LIABILITIES AND EQUITY	P807,982,222	P733,606,622

See accompanying Notes to Consolidated Financial Statements.




ABOITIZ EQUITY VENTURES, INC. AND SUBSIDIARIES

CONSOLIDATED STATEMENTS OF INCOME

(Amounts in Thousands, Except Earnings Per Share Amounts)

	Years Ended December 31		
	2022	2021	2020
REVENUES			
Sale of:			
Power (Note 26)	P193,625,879	P134,043,812	P109,867,394
Goods	103,562,218	83,065,597	71,286,473
Real estate (Notes 15 and 26)	7,333,578	4,942,188	3,258,089
Service fees (Note 40)	1,373,478	1,009,041	834,638
Sale of swine at fair value (Note 8)	532,453	578,149	1,310,621
Others (Note 35)	325,075	290,632	168,613
	306,752,681	223,929,419	186,725,828
COSTS AND EXPENSES			
Cost of generated and purchased power (Notes 27, 28, 35 and 40)	129,998,462	74,996,207	54,871,109
Cost of goods sold (Notes 6 and 28)	93,365,449	73,589,095	61,518,767
Operating expenses (Notes 28, 35, 38 and 39)	44,344,870	39,896,091	37,113,892
Cost of real estate sales (Note 6)	4,057,279	2,346,942	1,748,270
	271,766,060	190,828,335	155,252,038
OPERATING PROFIT	34,986,621	33,101,084	31,473,790
Share in net earnings of associates and joint ventures (Note 10)	20,781,865	17,245,643	9,019,033
Interest income (Notes 4, 7, 35 and 36)	1,867,224	530,851	-1,007,236
Interest expense (Notes 22 and 36)	(17,856,684)	(17,042,156)	(17,917,087)
Other income (expense) - net (Notes 5, 31 and 35)	4,247,576	3,142,294	4,809,275
INCOME BEFORE INCOME TAX	44,026,602	36,977,716	28,392,247
PROVISION FOR INCOME TAX (Note 32)	3,817,805	2,808,253	7,583,258
NET INCOME	P40,208,797	P34,169,463	P20,808,989
ATTRIBUTABLE TO:			
Equity holders of the parent	P24,827,398	P27,309,623	P15,433,613
Non-controlling interests	15,381,399	6,859,840	5,375,376
	P40,208,797	P34,169,463	P20,808,989
EARNINGS PER SHARE (Note 33)			
Basic and diluted, for net income for the year attributable to equity holders of the parent	P4.41	P4.85	P2.74


See accompanying Notes to Consolidated Financial Statements.



ABOITIZ EQUITY VENTURES, INC. AND SUBSIDIARIES
CONSOLIDATED STATEMENTS OF COMPREHENSIVE INCOME
(Amounts in Thousands)

	Years Ended December 31		
	2022	2021	2020
NET INCOME ATTRIBUTABLE TO:			
Equity holders of the parent	P24,827,398	P27,309,623	P15,433,613
Non-controlling interests	15,381,399	6,859,840	5,375,376
	40,208,797	34,169,463	20,808,989
OTHER COMPREHENSIVE INCOME			
<i>Items that may be reclassified to consolidated statements of income:</i>			
Movement in cumulative translation adjustments	1,357,951	2,534,198	(464,398)
Movement in cash flow hedges, net of tax	1,807,349	2,416,469	600,291
Share in movement in cumulative translation adjustments of associates and joint ventures (Note 10)	910,902	809,328	(513,559)
Share in movement in net unrealized mark-to-market losses on FVOCI investments of associates (Note 10)	(6,299,539)	(734,752)	(10,116)
Revaluation surplus, net of tax (Note 13)	642,672	—	—
Movement in net unrealized mark-to-market losses on FVOCI investments (Note 25)	(31,263)	(3,127)	(126)
	(1,611,928)	5,022,116	(387,908)
<i>Items that will not be reclassified to consolidated statements of income:</i>			
Share in movement in actuarial gains (losses) on defined benefit plans of associate and joint ventures, net of tax (Note 10)	250,113	235,055	(531,153)
Movement in actuarial gains (losses) on defined benefit plans, net of tax (Note 30)	266,598	333,096	(607,051)
	516,711	568,151	(1,138,204)
TOTAL COMPREHENSIVE INCOME	P39,113,580	P39,759,730	P19,282,877
ATTRIBUTABLE TO:			
Equity holders of the parent	P20,637,848	P31,521,732	P14,122,232
Non-controlling interests	18,475,732	8,237,998	5,160,645
	P39,113,580	P39,759,730	P19,282,877

See accompanying Notes to Consolidated Financial Statements.



ABOITIZ EQUITY VENTURES, INC. AND SUBSIDIARIES
CONSOLIDATED STATEMENTS OF CHANGES IN EQUITY
FOR THE YEARS ENDED DECEMBER 31, 2022, 2021 AND 2020
(Amounts in Thousands, Except Dividends Per Share Amounts)

	Attributable to equity holders of the parent										
	Capital Stock: Common (Note 23)	Additional Paid-in Capital (Note 23)	Equity Reserve (Notes 2, and 9)	Accumulated			Retained Earnings				Total
				Comprehensive Income (Notes 10 and 35)	Other Comprehensive Income (Notes 10 and 35)	Appropriated (Note 24)	Unappropriated (Note 24)	Treasury Stock (Note 23)	Non-controlling Interest		
Balances at January 1, 2022	P5,694,600	P13,013,197	P29,491,200	P235,375	P9,200,000	P188,162,793	(P647,672)	P244,678,743	P83,088,015	P327,766,758	
Net income for the year	—	—	—	(4,189,550)	—	24,827,398	—	24,827,398	15,381,399	40,208,797	
Other comprehensive income (loss)	—	—	—	(4,189,550)	—	—	—	(4,189,550)	3,094,333	(1,095,217)	
Total comprehensive income (loss) for the year	—	—	—	(4,189,550)	—	24,827,398	—	20,637,848	18,475,732	39,113,580	
Cash dividends - P1.62 per share (Note 24)	—	—	—	—	—	(9,120,965)	—	(9,120,965)	—	(9,120,965)	
Appropriation during the year (Note 24)	—	—	—	—	70,600,000	(70,600,000)	—	—	—	—	
Cash dividends paid to non-controlling interests	—	—	—	—	—	—	—	—	(6,126,351)	(6,126,351)	
Changes in non-controlling interests	—	—	—	—	—	—	—	—	571,615	571,615	
Balances at December 31, 2022	P5,694,600	P13,013,197	P29,491,200	(P4,424,925)	P9,800,000	P133,269,216	(P647,672)	P256,956,626	P96,007,011	P352,202,637	
Balances at January 1, 2021	P5,694,600	P13,013,197	(P6,215,016)	(P3,959,403)	P9,200,000	P165,976,675	(P647,672)	P183,662,371	P40,537,628	P233,599,999	
Net income for the year	—	—	—	—	—	27,309,623	—	27,309,623	6,859,840	34,169,463	
Other comprehensive income	—	—	—	4,212,109	—	—	—	4,212,109	1,378,158	5,590,267	
Total comprehensive income for the year	—	—	—	4,212,109	—	27,309,623	—	31,521,732	8,237,998	39,759,730	
Cash dividends - P0.91 per share (Note 24)	—	—	—	—	—	(5,123,505)	—	(5,123,505)	—	(5,123,505)	
Sale of non-controlling interest (Note 9)	—	—	35,498,196	(488,081)	—	—	—	35,010,115	36,987,711	71,997,826	
Cash dividends paid to non-controlling interests	—	—	—	—	—	—	—	—	(1,624,383)	(1,624,383)	
Acquisition of non-controlling interests (Note 9)	—	—	208,030	—	—	—	—	208,030	(1,105,703)	(897,673)	
Changes in non-controlling interests	—	—	—	—	—	—	—	—	54,764	54,764	
Balances at December 31, 2021	P5,694,600	P13,013,197	P29,491,200	(P235,375)	P9,200,000	P188,162,793	(P647,672)	P244,678,743	P83,088,015	P327,766,758	

(Forward)
 BUREAU OF INTERNAL REVENUE
 LARGE TAXPAYERS DIVISION-CEBU
 APR 05 2023



Attributable to equity holders of the parent

	Accumulated		Retained Earnings		Treasury Stock (Note 23)	Total	Non-controlling Interest	Total
	Capital Stock: Common (Note 23)	Additional Paid-in Capital (Note 23)	Equity Reserve (Notes 2 and 9)	Comprehensive Income (Notes 10 and 25)				
Balances at January 1, 2020	P5,694,600	P13,013,197	(P6,077,683)	(P2,648,022)	P4,200,000	P162,864,330	P40,713,904	P217,195,080
Net income for the year	-	-	-	-	-	15,433,613	5,375,376	20,808,989
Other comprehensive loss	-	-	-	(1,311,381)	-	(1,311,381)	(214,731)	(1,526,112)
Total comprehensive income (loss) for the year	-	-	-	(1,311,381)	-	15,433,613	5,160,645	19,282,877
Cash dividends - P1.30 per share (Note 24)	-	-	-	-	-	(7,321,268)	-	(7,321,268)
Acquisition of treasury shares (Note 23)	-	-	-	-	(82,426)	-	-	(82,426)
Appropriation during the year (Note 24)	-	-	-	-	5,000,000	(5,000,000)	-	-
Cash dividends paid to non-controlling interests	-	-	-	-	-	-	(4,607,417)	(4,607,417)
Acquisition of non-controlling interests	-	-	(137,343)	-	-	-	1,373	(135,970)
Changes in non-controlling interests	-	-	-	-	-	-	(730,877)	(730,877)
Balances at December 31, 2020	P5,694,600	P13,013,197	(P6,215,076)	(P3,959,403)	P9,200,000	P165,976,675	P40,537,628	P233,599,999


See accompanying Notes to Consolidated Financial Statements.



ABOITIZ EQUITY VENTURES, INC. AND SUBSIDIARIES
CONSOLIDATED STATEMENTS OF CASH FLOWS
(Amounts in Thousands)

	Years Ended December 31		
	2022	2021	2020
CASH FLOWS FROM OPERATING ACTIVITIES			
Income before income tax	P44,026,602	P36,977,716	P28,392,247
Adjustments for:			
Interest expense (Note 36)	17,856,684	17,042,156	17,917,087
Depreciation and amortization (Note 28)	13,778,454	12,962,612	12,696,823
Net unrealized foreign exchange losses (gains)	(1,546,712)	281,255	(1,972,048)
Impairment losses on property, plant and equipment, goodwill and other assets (Notes 13, 14 and 16)	1,224,108	340,597	113,683
Write-off of project development costs (Note 31)	314,490	369,918	56,410
Loss (gain) on sale/disposal of:			
Property, plant and equipment and other assets (Notes 13 and 31)	158,832	(560,857)	27,097
Fair value through profit or loss (FVTPL) and FVOCI investments (Note 3)	(31,283)	(120,941)	(15,622)
Unrealized mark-to-market loss (gains) on FVTPL investments	191,710	4,727	(79,501)
Investment in a subsidiary and associate (Notes 9 and 10)	(183,299)	44,258	—
Unrealized mark-to-market losses (gains) on derivatives	(11,105)	851,375	4,848
Unrealized mark-to-market loss (gains) on FVTPL investments	191,710	4,727	(79,501)
Dividend income (Note 31)	(3,379)	(2,984)	(4,827)
Net unrealized valuation gains on investment property (Notes 15 and 31)	(527,154)	(976,228)	(401,410)
Interest income (Note 36)	(1,867,224)	(530,851)	(1,007,236)
Share in net earnings of associates and joint ventures (Note 10)	(20,781,865)	(17,245,643)	(9,019,033)
Operating income before working capital changes	52,598,859	49,437,110	46,708,518
Decrease (increase) in:			
Trade and other receivables	(16,881,735)	(9,466,903)	(12,509,152)
Inventories	(15,567,048)	(7,327,478)	(1,112,332)
Pension asset	8,292	2,348	(5,165)
Other current assets	(6,200,945)	(1,132,632)	4,455,492
Increase in:			
Trade and other payables	18,938,169	7,773,934	4,605,102
Pension liability	183,342	65,169	2,207
Customers' deposits	980,007	401,496	277,376
Net cash flows generated from operations	34,058,941	39,753,044	42,422,046
Income and final taxes paid	(3,878,267)	(3,434,010)	(6,087,298)
Net cash flows from operating activities	30,180,674	36,319,034	36,334,748
CASH FLOWS FROM INVESTING ACTIVITIES			
Cash dividends received (Note 10)	5,737,663	10,491,079	5,366,853
Interest received	1,543,936	528,326	989,728
Proceeds from sale of:			
FVTPL and FVOCI investments	151,289	800,415	358,705
Property, plant and equipment	119,332	89,136	285,176

(Forward)



	Years Ended December 31		
	2022	2021	2020
Disposal of a subsidiary, net of cash disposed (Note 9)	(P190,312)	P—	P—
Additions to:			
Short-term cash deposits	(13,929,164)	(6,026,045)	(960,460)
FVTPL, including exchangeable notes and FVOCI investments (Notes 10 and 16)	(16,644,751)	(1,805,670)	(2,446,260)
Property, plant and equipment and investment properties (Notes 13 and 15)	(16,238,852)	(10,484,632)	(7,648,918)
Investments in and advances to associates (Note 10)	(30,731,074)	(2,678,043)	(2,762,715)
Increase in intangible assets (Note 14)	(2,540,531)	(4,297,612)	(2,292,307)
Decrease (increase) in other noncurrent assets	(1,755,165)	2,695,661	(2,507,868)
Proceeds from sale of common shares and redemption of preferred shares of associates and joint ventures (Note 10)	—	609,000	—
Net cash flows used in investing activities	(74,477,629)	(10,078,385)	(11,618,066)
CASH FLOWS FROM FINANCING ACTIVITIES			
Proceeds from availment of long-term debts - net of transaction costs (Note 19)	63,063,047	54,556,816	62,231,716
Net proceeds from bank loans	9,952,162	4,554,571	3,613,747
Acquisition of treasury shares (Note 23)	—	—	(82,426)
Proceeds from sale of non-controlling interest (Note 9)	—	71,997,886	—
Acquisition of non-controlling interests (Note 9)	—	(897,673)	(165,196)
Cash dividends paid to non-controlling interest	(6,128,351)	(1,624,383)	(4,607,417)
Cash dividends paid to equity holders of the parent (Note 24)	(9,120,965)	(5,123,505)	(7,321,268)
Interest paid	(14,785,307)	(13,242,432)	(13,478,788)
Payments of:			
Long-term debts (Note 19)	(37,113,280)	(47,621,110)	(36,674,074)
Lease liabilities, including accretion of interest	(10,232,070)	(9,611,197)	(7,862,233)
Net cash flows from (used in) financing activities	(4,364,764)	52,988,978	(4,345,939)
NET INCREASE (DECREASE) IN CASH AND CASH EQUIVALENTS	(48,661,719)	79,229,622	20,370,743
EFFECT OF EXCHANGE RATE CHANGES ON CASH AND CASH EQUIVALENTS	2,653,944	2,338,002	(828,995)
CASH AND CASH EQUIVALENTS AT BEGINNING OF YEAR	147,534,035	65,966,411	46,424,663
CASH AND CASH EQUIVALENTS AT END OF YEAR (Note 4)	P101,526,260	P147,534,035	P65,966,411

See accompanying Notes to Consolidated Financial Statements.



ABOITIZ EQUITY VENTURES, INC. AND SUBSIDIARIES

NOTES TO CONSOLIDATED FINANCIAL STATEMENTS

(Amounts in Thousands, Except Par Value, Earnings Per Share, Number of Shares, and When Otherwise Indicated)

1. Corporate Information

Aboitiz Equity Ventures, Inc. (the Company) was originally incorporated in the Philippines as Cebu Pan Asian Holdings, Inc. and registered with the Philippine Securities and Exchange Commission (SEC) on September 11, 1989. The Company changed its corporate name to the present one on December 29, 1993 and its ownership was opened to the general public through an initial public offering of its shares on November 16, 1994 (see Note 23).

The Company and its subsidiaries (collectively referred to as the "Group") are engaged in various business activities mainly in the Philippines, including power generation, retail electricity supply, power distribution, food manufacturing, banking and financial services, real estate development, and infrastructure (see Note 34). The Company is the publicly-listed holding and management company of the Group. The parent and the ultimate parent of the Company is Aboitiz & Company, Inc. (ACO).

The registered office address of the Company is 32nd Street, Bonifacio Global City, Taguig City, Metro Manila, Philippines.

The consolidated financial statements of the Group were approved and authorized for issue in accordance with a resolution by the Board of Directors (BOD) of the Company on March 3, 2023.


2. Group Information, Basis of Preparation and Summary of Significant Accounting Policies

a. Group Information

The consolidated financial statements comprise the financial statements of the Company, subsidiaries controlled by the Company and a joint operation that is subject to joint control (collectively referred to as the Group). The following are the subsidiaries as of December 31:

	Nature of Business	Place of Incorporation	Percentage of Ownership			
			2022		2021	
			Direct	Indirect	Direct	Indirect
Aboitiz Power Corporation (AP) and Subsidiaries	Power	Philippines	51.99	-	51.99	-
AboitizPower International Pte. Ltd.	Holding	Singapore	-	100.00	-	100.00
Cleanergy Asia Power Holdings Pte. Ltd.	Holding	Singapore	-	100.00	-	-
AP Lariang Pte. Ltd.	Holding	Singapore	-	100.00	-	-
Aboitiz Energy Solutions, Inc. (AESI)	Power	Philippines	-	100.00	-	100.00
Adventenergy, Inc. (AI)	Power	Philippines	-	100.00	-	100.00
Balamban Enerzone Corporation (BEZ)	Power	Philippines	-	100.00	-	100.00
Mactan Enerzone Corporation (MEZ)	Power	Philippines	-	100.00	-	100.00

(Forward)



- 2 -

	Nature of Business	Place of Incorporation	Percentage of Ownership			
			2022		2021	
			Direct	Indirect	Direct	Indirect
Malvar Enerzone Corporation (MVEZ)	Power	Philippines	-	100.00	-	100.00
East Asia Utilities Corporation (EAUC)	Power	Philippines	-	100.00	-	100.00
Lima Enerzone Corporation (LEZ)	Power	Philippines	-	100.00	-	100.00
Subic Enerzone Corporation (SEZ)	Power	Philippines	-	100.00	-	100.00
Cotabato Light & Power Co., Inc. (CLP)	Power	Philippines	-	99.94	-	99.94
Cotabato Ice Plant, Inc.	Manufacturing	Philippines	-	100.00	-	100.00
Davao Light & Power Co., Inc. (DLP)	Power	Philippines	-	99.93	-	99.93
Maaraw Holdings San Carlos, Inc. (MHSCI)	Holding	Philippines	-	100.00	-	100.00
San Carlos Sun Power, Inc. (Sacasun)	Power	Philippines	-	100.00	-	100.00
AboitizPower International B.V. ^A	Holding	Netherlands	-	-	-	100.00
Cebu Private Power Corporation (CPPC)	Power	Philippines	-	60.00	-	60.00
Prism Energy, Inc. (PEI)	Power	Philippines	-	60.00	-	60.00
Visayan Electric Co., Inc. (VECO)	Power	Philippines	-	55.26	-	55.26
Aboitiz Renewables Inc. (ARI) and Subsidiaries	Power	Philippines	-	100.00	-	100.00
AP Renewables, Inc. (APRI)	Power	Philippines	-	100.00	-	100.00
Hedcor, Inc. (HI)	Power	Philippines	-	100.00	-	100.00
Amihan Frontier Energy, Inc. (formerly Hedcor Mt. Province, Inc.)*	Power	Philippines	-	100.00	-	100.00
Hedcor Benguet, Inc.*	Power	Philippines	-	100.00	-	100.00
Hedcor Bukidnon, Inc. (Hedcor Bukidnon)	Power	Philippines	-	100.00	-	100.00
Hedcor Kabayan, Inc.*	Power	Philippines	-	100.00	-	100.00
PV Sinag Power, Inc.*	Power	Philippines	-	100.00	-	100.00
Amihan Power, Inc. *	Power	Philippines	-	100.00	-	100.00
Aboitiz Solar Power, Inc.*	Power	Philippines	-	100.00	-	100.00
Hedcor Manolo Fortich, Inc.*	Power	Philippines	-	100.00	-	100.00
Hedcor Sabangan, Inc. (Hedcor Sabangan)	Power	Philippines	-	100.00	-	100.00
Hedcor Sibulan, Inc. (HSI)	Power	Philippines	-	100.00	-	100.00
Hedcor Tamugan, Inc. *	Power	Philippines	-	100.00	-	100.00
Hedcor Tudaya, Inc. (Hedcor Tudaya)	Power	Philippines	-	100.00	-	100.00
Aboitiz Power Distributed Renewables, Inc.	Power	Philippines	-	100.00	-	100.00
AP Renewable Energy Corporation*	Power	Philippines	-	100.00	-	100.00
Aboitiz Power Distributed Energy, Inc.	Power	Philippines	-	100.00	-	100.00
RE Resources, Inc. (Formerly Mount Apo Geopower, Inc.) *	Power	Philippines	-	100.00	-	100.00
Cleanergy, Inc. (CI)*	Power	Philippines	-	100.00	-	100.00
Hydro Electric Development Corporation*	Power	Philippines	-	99.97	-	99.97
Luzon Hydro Corporation (LHC)	Power	Philippines	-	100.00	-	100.00
Bakun Power Line Corporation*	Power	Philippines	-	100.00	-	100.00
Sinag Solar Power Corporation *	Power	Philippines	-	100.00	-	100.00
Retensol, Inc. *	Power	Philippines	-	100.00	-	100.00
Aseagas Corporation (Aseagas)*	Power	Philippines	-	100.00	-	100.00
Cordillera Hydro Corporation (CHC)*	Power	Philippines	-	100.00	-	100.00
Visayas Cleanergy, Inc. (formerly, Negron Cuadrado Geopower, Inc.)*	Power	Philippines	-	100.00	-	100.00
Tagoloan Hydro Corporation*	Power	Philippines	-	100.00	-	100.00
Luzon Hydro Company Limited*	Power	Philippines	-	100.00	-	100.00
Electricidad, Inc. *	Power	Philippines	-	100.00	-	100.00

(Forward)



- 3 -

	Nature of Business	Place of Incorporation	Percentage of Ownership			
			2022		2021	
			Direct	Indirect	Direct	Indirect
Maaraw Renewable Energy Corporation*	Power	Philippines	-	100.00	-	100.00
Wind Renewable Energy Corporation*	Power	Philippines	-	100.00	-	100.00
Luzon Alternative Energy Sources, Inc.*	Power	Philippines	-	100.00	-	-
Luzon Cleanergy Generation, Inc.*	Power	Philippines	-	100.00	-	-
Luzon Cleanergy, Inc.*	Power	Philippines	-	100.00	-	-
Maaraw Holdings Bais, Inc.*	Power	Philippines	-	100.00	-	-
Mindanao Cleanergy, Inc.*	Power	Philippines	-	100.00	-	-
North Luzon Green and Sustainable Energy, Inc.*	Power	Philippines	-	100.00	-	-
North Luzon Green Power, Inc.*	Power	Philippines	-	100.00	-	-
North Luzon Natural Energy, Inc.*	Power	Philippines	-	100.00	-	-
Northern Sun Power, Inc.*	Power	Philippines	-	100.00	-	-
Northern Sun Radiance, Inc.*	Power	Philippines	-	100.00	-	-
South Cleanergy, Inc.*	Power	Philippines	-	100.00	-	-
South Luzon Energy Solutions, Inc.*	Power	Philippines	-	100.00	-	-
South Luzon Power Development, Inc.*	Power	Philippines	-	100.00	-	-
South Luzon Sustainable Energy, Inc.*	Power	Philippines	-	100.00	-	100.00
Hydro Electric Development Corporation*	Services	Philippines	-	100.00	-	100.00
Sinag Naraw Power, Inc.*	Power	Philippines	-	100.00	-	100.00
Therma Marine, Inc. (Therma Marine)	Power	Philippines	-	100.00	-	100.00
Therma Mobile, Inc. (Therma Mobile)	Power	Philippines	-	100.00	-	100.00
Therma South, Inc. (TSI)	Power	Philippines	-	100.00	-	100.00
Therma Power-Visayas, Inc. (TPVI)	Power	Philippines	-	100.00	-	100.00
Therma Central Visayas, Inc.*	Power	Philippines	-	100.00	-	100.00
Therma Subic, Inc.*	Power	Philippines	-	100.00	-	100.00
Therma Mariveles Holdings, Inc.	Holding	Philippines	-	100.00	-	100.00
GNPower Mariveles Energy Center Ltd. Co. (GMEC)	Power	Philippines	-	78.33	-	78.33
Therma Dinginin Holdings, Inc.	Holding	Philippines	-	100.00	-	100.00
Therma Visayas, Inc. (TVI)	Power	Philippines	-	80.00	-	80.00
Abovant Holdings, Inc.	Holding	Philippines	-	60.00	-	60.00
Aboitiz FeedAll Holdings, Inc. and Subsidiaries (FeedAll) ^c	Holding	Philippines	100.00	-	-	-
Pilmico Foods Corporation (PFC) and Subsidiaries ^c	Food manufacturing	Philippines	-	100.00	100.00	-
Filagri Holdings, Inc.	Holding	Philippines	-	100.00	-	100.00
Pilmico Animal Nutrition Corporation (PANC)	Food manufacturing	Philippines	-	100.00	-	100.00
Filagri, Inc.	Food manufacturing	Philippines	-	100.00	-	100.00
AboitizLand, Inc. (AboitizLand) and Subsidiaries	Real estate	Philippines	100.00	-	100.00	-
Propiedad del Norte, Inc. (PDNI)	Real estate	Philippines	-	100.00	-	100.00
Cebu Industrial Park Developers, Inc. (CIPDI)	Real estate	Philippines	-	60.00	-	60.00
Cebu Industrial Park Services, Inc.	Services	Philippines	-	100.00	-	100.00
Misamis Oriental Land Development Corporation	Real estate	Philippines	-	60.00	-	60.00
ALLRise Development Corp.	Real estate	Philippines	-	50.00	-	50.00
78 Point Blue, Inc.	Real estate	Philippines	-	100.00	-	100.00
Triplecrown Properties, Inc. (TCP)	Real estate	Philippines	-	100.00	-	100.00
Firmwall Systems, Inc.	Real estate	Philippines	-	100.00	-	100.00

(Forward)



- 4 -

	Nature of Business	Place of Incorporation	Percentage of Ownership			
			2022		2021	
			Direct	Indirect	Direct	Indirect
AEV International Pte. Ltd. (AEV International) and Subsidiaries	Holding	Singapore	-	100.00	-	100.00
Pilmico International Pte. Ltd. (PIPL) and Subsidiaries	Holding	Singapore	-	100.00	-	100.00
Pilmico Vietnam Company Limited (PVCL)	Food manufacturing	Vietnam	-	100.00	-	100.00
Abaqa International Pte Ltd.	Trading	Singapore	-	100.00	-	100.00
Gold Coin Management Holdings Pte. Ltd. (GCMH) and Subsidiaries	Holding	Singapore	-	100.00	-	100.00
GC Investment Holdings Limited	Holding	Hong Kong	-	100.00	-	100.00
Gold Coin (Zhangjiang) Company Ltd.	Feedmills	China	-	100.00	-	100.00
Gold Coin (Zhangzhou) Company Ltd.	Feedmills	China	-	100.00	-	100.00
Gold Coin Animal Husbandry (Zhangzhou) Co. Ltd*	Feedmills	China	-	100.00	-	100.00
Gold Coin (Zhuhai) Company Ltd.	Feedmills	China	-	100.00	-	100.00
Gold Coin Feedmill (Kunming) Co. Ltd.	Feedmills	China	-	100.00	-	100.00
Gold Coin Feedmill (Dongguan) Co. Ltd.	Feedmills	China	-	100.00	-	100.00
Gold Coin (Yunnan) Co. Limited*	Feedmills	China	-	100.00	-	100.00
Gold Coin Agriculture (Guangxi) Co. Ltd.	Feedmills	China	-	100.00	-	100.00
Gold Coin Management (Shenzhen) Co. Ltd.	Holding	China	-	100.00	-	100.00
Gold Coin Sabah Sdn. Bhd.	Holding	Malaysia	-	100.00	-	100.00
Gold Coin Feedmill (Dong Nai) Co. Ltd.	Feedmills	Vietnam	-	100.00	-	100.00
American Feeds Company Limited	Feedmills	Vietnam	-	100.00	-	100.00
Gold Coin Feedmill Ha Nam Co. Ltd. (GCFHN)	Feedmills	Vietnam	-	100.00	-	100.00
Glen Arbor Holdings (Singapore) Pte. Ltd. (GAHS)	Holding	Singapore	-	100.00	-	100.00
Gold Coin Feed Mills (Lanka) Ltd. (GCFL, see Note 9)	Feedmills	Sri Lanka	-	-	-	100.00
Gold Coin Group Limited	Holding	Hong Kong	-	100.00	-	100.00
Gold Coin Holdings Sdn Bhd	Holding	Malaysia	-	100.00	-	100.00
Gold Coin Feedmill Binh Duong Company (GCFBDC)	Feedmills	Vietnam	-	100.00	-	100.00
Myanmar Gold Coin International Co. Ltd. ^A	Feedmills	Myanmar	-	-	-	100.00
KLEAN Greentech Co. Ltd.	Feedmills	Thailand	-	100.00	-	100.00
Gold Coin Vietnam Holdings Pte. Ltd.	Holding	Singapore	-	100.00	-	100.00
Gold Coin Aqua Feed Incorporated	Holding	British Virgin Island	-	100.00	-	100.00
Gold Coin Aqua Feed (Singapore) Pte. Ltd.	Holding	Singapore	-	100.00	-	100.00
Gold Coin Specialities Sdn. Bhd. (GCSSB)	Feedmills	Malaysia	-	100.00	-	100.00
Gold Coin Specialities (Thailand) Co. Ltd.	Feedmills	Thailand	-	100.00	-	100.00
P.T. Gold Coin Trading Indonesia	Feedmills	Indonesia	-	100.00	-	100.00
P.T. Gold Coin Indonesia	Feedmills	Indonesia	-	100.00	-	100.00
P.T. Gold Coin Specialities	Feedmills	Indonesia	-	99.90	-	99.90
PT Ayam Unggul (PTAYAM)	Feedmills	Indonesia	-	60.00	-	60.00
FEZ Animal Nutrition Pte Ltd	Holding	Singapore	-	100.00	-	100.00
FEZ Animal Nutrition Philippines, Inc. ^A	Holding	Philippines	-	-	-	40.00
FEZ Animal Nutrition Pakistan (Private Limited)	Holding	Pakistan	-	100.00	-	100.00
Gold Coin Malaysia Group Sdn. Bhd. (GCMG)	Holding	Malaysia	-	100.00	-	100.00
Gold Coin Feedmills (Malaysia) Sdn. Bhd.	Feedmills	Malaysia	-	100.00	-	100.00

(Forward)



	Nature of Business	Place of Incorporation	Percentage of Ownership			
			2022		2021	
			Direct	Indirect	Direct	Indirect
Gold Coin Feedmill (Sabah) Sdn. Bhd.	Feedmills	Malaysia	-	100.00	-	100.00
Gold Coin Sarawak Sdn. Bhd.	Feedmills	Malaysia	-	72.80	-	72.80
Bintawa Fishmeal Factory Sdn. Bhd.	Feedmills	Malaysia	-	72.80	-	72.80
Golden Livestock Sdn Bhd.	Holding	Malaysia	-	100.00	-	100.00
Pilmico Aqua Pte. Ltd.	Holding	Singapore	-	100.00	-	100.00
Aboitiz Data Innovation Pte. Ltd.*	Data Analytics	Singapore	-	100.00	-	-
Archipelago Insurance Pte Ltd (AIPL)	Insurance	Singapore	100.00	-	100.00	-
AEV Aviation, Inc. (AEV Aviation)	Service	Philippines	73.31	26.69	73.31	26.69
Advanced Data Innovation Inc. (formerly AEV Properties, Inc.)*	Real estate	Philippines	100.00	-	100.00	-
Cebu Praedia Development Corporation (CPDC)	Real estate	Philippines	100.00	-	100.00	-
Aboitiz Infracapital, Inc. (AIC) and Subsidiaries	Holding	Philippines	100.00	-	100.00	-
Lima Land, Inc. (LLI) ⁸	Real estate	Philippines	-	100.00	-	100.00
Lima Water Corporation (LWC)	Water	Philippines	-	100.00	-	100.00
Apo Agua Infraestructura, Inc. (Apo Agua)*	Water Infrastructure	Philippines	-	70.00	-	70.00

A) Dissolved In 2022

B) In February 2022, AIC acquired 100% of LLI from Aboitizland (see Note 9)

C) In November 2022, the Company assigned its ownership in PFC to FeedAll in exchange for the issuance of FeedAll shares to AEV

* No commercial operations as of December 31, 2022.

**Amalgamated to GCMH in 2021

b. Basis of Preparation and Summary of Significant Accounting Policies

Basis of Preparation

The accompanying consolidated financial statements of the Group have been prepared on a historical cost basis, except for derivative financial instruments, investments in certain debt and equity securities, and investment properties which are measured at fair value, and agricultural produce and biological assets which are measured at fair value less estimated costs to sell. The consolidated financial statements are presented in Philippine peso, which is the Company's functional currency, and all values are rounded to the nearest thousands, except for earnings per share and exchange rates and as otherwise indicated.

Statement of Compliance

The consolidated financial statements of the Group are prepared in compliance with Philippine Financial Reporting Standards (PFRSs).

Basis of Consolidation

The consolidated financial statements comprise the financial statements of the Company, its subsidiaries and a joint operation that is subject to joint control. The Group controls an investee if and only if the Group has:

- Power over the investee (i.e., existing rights that give it the current ability to direct the relevant activities of the investee);
- Exposure, or rights, to variable returns from its involvement with the investee; and
- The ability to use its power over the investee to affect its returns.



When the Group has less than a majority of the voting or similar rights of an investee, the Group considers all relevant facts and circumstances in assessing whether it has power over an investee, including:

- The contractual arrangement with the other vote holders of the investee;
- Rights arising from other contractual arrangements; and
- The Group's voting rights and potential voting rights.

The Group reassesses whether or not it controls an investee if facts and circumstances indicate that there are changes to one or more of the three elements of control. Consolidation of a subsidiary begins when the Group obtains control over the subsidiary and ceases when the Group loses control of the subsidiary. Assets, liabilities, income and expenses of a subsidiary acquired or disposed of during the year are included in the consolidated statement of income from the date the Group gains control until the date the Group ceases to control the subsidiary.

The financial statements of the subsidiaries are prepared for the same reporting year as the Company, using consistent accounting policies.

Profit or loss and each component of other comprehensive income are attributed to the equity holders of the parent of the Group and to the non-controlling interests, even if this results in the non-controlling interests having a deficit balance. When necessary, adjustments are made to the financial statements of subsidiaries to bring their accounting policies into line with the Group's accounting policies. All intra-group assets and liabilities, equity, income, expenses and cash flows relating to transactions between members of the Group are eliminated in full on consolidation.

A change in the ownership interest of a subsidiary, without a loss of control, is accounted for as an equity transaction. If the Group loses control over a subsidiary, it:

- Derecognizes the assets (including goodwill) and liabilities of the subsidiary;
- Derecognizes the carrying amount of any non-controlling interests;
- Derecognizes the cumulative translation differences recorded in equity;
- Recognizes the fair value of the consideration received;
- Recognizes the fair value of any investment retained;
- Recognizes any surplus or deficit in profit or loss; and
- Reclassifies the parent's share of components previously recognized in other comprehensive income to profit or loss or retained earnings, as appropriate, as would be required if the Group had directly disposed of the related assets or liabilities.

Transactions with Non-controlling Interests

Non-controlling interests represent the portion of total comprehensive income or loss and net assets in the subsidiaries not held by the Group and are presented separately in the consolidated statement of income and consolidated statement of comprehensive income and within equity in the consolidated balance sheet, separately from the equity attributable to equity holders of the parent. Transactions with non-controlling interests are accounted for as equity transactions. On acquisitions of non-controlling interests, the difference between the consideration and the book value of the share of the net assets acquired is reflected as being a transaction between owners and recognized



directly in equity. Gain or loss on disposals to non-controlling interest holders is also recognized directly in equity.

Changes in Accounting Policies and Disclosures

The accounting policies adopted are consistent with those of the previous financial year, except for the amendments to existing standards which were applied starting January 1, 2022. The Group has not early adopted any other standard, interpretation or amendment that has been issued but is not yet effective.

- Amendments to PFRS 3, *Reference to the Conceptual Framework*

The amendments are intended to replace a reference to the Framework for the Preparation and Presentation of Financial Statements, issued in 1989, with a reference to the Conceptual Framework for Financial Reporting issued in March 2018 without significantly changing its requirements. The amendments added an exception to the recognition principle of PFRS 3, *Business Combinations* to avoid the issue of potential 'day 2' gains or losses arising for liabilities and contingent liabilities that would be within the scope of PAS 37, *Provisions, Contingent Liabilities and Contingent Assets* or Philippine-IFRIC 21, *Levies*, if incurred separately.

At the same time, the amendments add a new paragraph to PFRS 3 to clarify that contingent assets do not qualify for recognition at the acquisition date.

The amendments are applied prospectively.

- Amendments to PAS 16, *Plant and Equipment: Proceeds before Intended Use*

The amendments prohibit entities deducting from the cost of an item of property, plant and equipment, any proceeds from selling items produced while bringing that asset to the location and condition necessary for it to be capable of operating in the manner intended by management. Instead, an entity recognizes the proceeds from selling such items, and the costs of producing those items, in profit or loss.

The amendment did not have an impact to the Group as there were no items of PPE that are made available for use subsequent to January 1, 2021.

- Amendments to PAS 37, *Onerous Contracts – Costs of Fulfilling a Contract*

The amendments specify which costs an entity needs to include when assessing whether a contract is onerous or loss-making. The amendments apply a "directly related cost approach". The costs that relate directly to a contract to provide goods or services include both incremental costs and an allocation of costs directly related to contract activities. General and administrative costs do not relate directly to a contract and are excluded unless they are explicitly chargeable to the counterparty under the contract.



The adoption of these amendments has no significant impact on the audited consolidated financial statements.

- Annual Improvements to PFRSs 2018-2020 Cycle
- Amendments to PFRS 1, *First-time Adoption of PFRS - Subsidiary as a first-time adopter*

The amendment permits a subsidiary that elects to apply paragraph D16(a) of PFRS 1 to measure cumulative translation differences using the amounts reported by the parent, based on the parent's date of transition to PFRS. This amendment is also applied to an associate or joint venture that elects to apply paragraph D16(a) of PFRS 1.

- Amendments to PFRS 9, *Financial Instruments - Fees in the '10 per cent' test for derecognition of financial liabilities*

The amendment clarifies the fees that an entity includes when assessing whether the terms of a new or modified financial liability are substantially different from the terms of the original financial liability. These fees include only those paid or received between the borrower and the lender, including fees paid or received by either the borrower or lender on the other's behalf.

The adoption of these amendments has no significant impact on the audited consolidated financial statements.

- Amendments to PAS 41, *Agriculture - Taxation in fair value measurements*

The amendment removes the requirement in paragraph 22 of PAS 41 that entities exclude cash flows for taxation when measuring the fair value of assets within the scope of PAS 41.

The adoption of these amendments has no significant impact on the consolidated financial statements.

Standards Issued but not yet Effective

Pronouncements issued but not yet effective are listed below. Unless otherwise indicated, the Group does not expect that the future adoption of the said pronouncements will have a significant impact on its consolidated financial statements. The Group intends to adopt the following pronouncements when they become effective.

Effective beginning on or after January 1, 2023

- Amendments to PAS 1 and PFRS Practice Statement 2, *Disclosure of Accounting Policies*

The amendments provide guidance and examples to help entities apply materiality judgements to accounting policy disclosures. The amendments aim to help entities provide accounting policy disclosures that are more useful by:



- Replacing the requirement for entities to disclose their 'significant' accounting policies with a requirement to disclose their 'material' accounting policies, and
- Adding guidance on how entities apply the concept of materiality in making decisions about accounting policy disclosures

The amendments to the Practice Statement provide non-mandatory guidance. Meanwhile, the amendments to PAS 1 are effective for annual periods beginning on or after January 1, 2023. Early application is permitted as long as this fact is disclosed. The amendments are not expected to have a material impact on the Group.

- Amendments to PAS 8, *Definition of Accounting Estimates*

The amendments introduce a new definition of accounting estimates and clarify the distinction between changes in accounting estimates and changes in accounting policies and the correction of errors. Also, the amendments clarify that the effects on an accounting estimate of a change in an input or a change in a measurement technique are changes in accounting estimates if they do not result from the correction of prior period errors.

An entity applies the amendments to changes in accounting policies and changes in accounting estimates that occur on or after January 1, 2023 with earlier adoption permitted. The amendments are not expected to have a material impact on the Group.

- Amendments to PAS 12, *Deferred Tax related to Assets and Liabilities arising from a Single Transaction*

The amendments narrow the scope of the initial recognition exception under PAS 12, so that it no longer applies to transactions that give rise to equal taxable and deductible temporary differences. The amendments also clarify that where payments that settle a liability are deductible for tax purposes, it is a matter of judgement (having considered the applicable tax law) whether such deductions are attributable for tax purposes to the liability recognized in the financial statements (and interest expense) or to the related asset component (and interest expense).

An entity applies the amendments to transactions that occur on or after the beginning of the earliest comparative period presented for annual reporting periods on or after January 1, 2023.

The Group will apply the requirements of this amendment and expects to recognize deferred income tax assets and liabilities amounting to ₱6.6 billion and ₱8.0 billion, respectively, as of January 1, 2023.



Effective beginning on or after January 1, 2024

- Amendments to PAS 1, *Classification of Liabilities as Current or Non-current*

The amendments clarify:

- That only covenants with which an entity must comply on or before reporting date will affect a liability's classification as current or non-current.
- That classification is unaffected by the likelihood that an entity will exercise its deferral right
- That only if an embedded derivative in a convertible liability is itself an equity instrument would the terms of a liability not impact its classification

The amendments are effective for annual reporting periods beginning on or after January 1, 2024 and must be applied retrospectively.

- Amendments to PFRS 16, *Lease Liability in a Sale and Leaseback*

The amendments specify how a seller-lessee measures the lease liability arising in a sale and leaseback transaction in a way that it does not recognize any amount of the gain or loss that relates to the right of use retained.

The amendments are effective for annual reporting periods beginning on or after January 1, 2024 and must be applied retrospectively. Earlier adoption is permitted and that fact must be disclosed.

Effective beginning on or after January 1, 2025

- PFRS 17, *Insurance Contracts*

PFRS 17 is a comprehensive new accounting standard for insurance contracts covering recognition and measurement, presentation and disclosure. Once effective, PFRS 17 will replace PFRS 4, *Insurance Contracts*. This new standard on insurance contracts applies to all types of insurance contracts (i.e., life, non-life, direct insurance and re-insurance), regardless of the type of entities that issue them, as well as to certain guarantees and financial instruments with discretionary participation features. A few scope exceptions will apply.

The overall objective of PFRS 17 is to provide an accounting model for insurance contracts that is more useful and consistent for insurers. In contrast to the requirements in PFRS 4, which are largely based on grandfathering previous local accounting policies, PFRS 17 provides a comprehensive model for insurance contracts, covering all relevant accounting aspects. The core of PFRS 17 is the general model, supplemented by:



- A specific adaptation for contracts with direct participation features (the variable fee approach)
- A simplified approach (the premium allocation approach) mainly for short-duration contracts

On December 15, 2021, the FRSC amended the mandatory effective date of PFRS 17 from January 1, 2023 to January 1, 2025. This is consistent with Circular Letter No. 2020-62 issued by the Insurance Commission which deferred the implementation of PFRS 17 by two (2) years after its effective date as decided by the IASB.

PFRS 17 is effective for reporting periods beginning on or after January 1, 2025, with comparative figures required. Early application is permitted.

Deferred effectivity

- Amendments to PFRS 10, *Consolidated Financial Statements*, and PAS 28, *Sale or Contribution of Assets between an Investor and its Associate or Joint Venture*

The amendments address the conflict between PFRS 10 and PAS 28 in dealing with the loss of control of a subsidiary that is sold or contributed to an associate or joint venture. The amendments clarify that a full gain or loss is recognized when a transfer to an associate or joint venture involves a business as defined in PFRS 3. Any gain or loss resulting from the sale or contribution of assets that does not constitute a business, however, is recognized only to the extent of unrelated investors' interests in the associate or joint venture.

On January 13, 2016, the Financial Reporting Standards Council deferred the original effective date of January 1, 2016 of the said amendments until the International Accounting Standards Board (IASB) completes its broader review of the research project on equity accounting that may result in the simplification of accounting for such transactions and of other aspects of accounting for associates and joint ventures.

Summary of Significant Accounting Policies

Business Combination and Goodwill

Business combinations are accounted for using the acquisition method. The cost of an acquisition is measured as the aggregate of the consideration transferred, measured at acquisition date fair value and the amount of any non-controlling interest in the acquiree. For each business combination, the acquirer measures the noncontrolling interest in the acquiree pertaining to instruments that represent present ownership interests and entitle their holders to a proportionate share of the net assets in the event of liquidation either at fair value or at the proportionate share of the acquiree's identifiable net assets. All other components of non-controlling interest are measured at fair value unless another measurement basis is required by PFRS. Acquisition costs incurred are expensed and included in administrative expenses.



When the Group acquires a business, it assesses the financial assets and liabilities assumed for appropriate classification and designation in accordance with the contractual terms, economic circumstances and pertinent conditions as at the acquisition date. This includes the separation of embedded derivatives in host contracts by the acquiree.

If the business combination is achieved in stages, the acquisition date fair value of the acquirer's previously held equity interest in the acquiree is remeasured to fair value at the acquisition date through profit or loss.

Any contingent consideration to be transferred by the acquirer will be recognized at fair value at the acquisition date. Subsequent changes to the fair value of the contingent consideration which is deemed to be an asset or liability that is within the scope of PFRS 9 will be recognized either in profit or loss or as a change to other comprehensive income. If the contingent consideration is classified as equity, it should not be remeasured until it is finally settled within equity.

Goodwill is initially measured at cost being the excess of the aggregate of the consideration transferred and the amount recognized for non-controlling interest (based on the proportionate share of the Group in the identifiable net assets of the acquiree) over the Group's interest in the fair values of the net identifiable assets acquired and liabilities assumed. If this consideration is lower than the fair value of the net assets of the subsidiary acquired, the difference is recognized as "bargain purchase gain" in the consolidated statement of income.

After initial recognition, goodwill is measured at cost less any accumulated impairment losses. For the purpose of impairment testing, goodwill acquired in a business combination is, from the acquisition date, allocated to each of the Group's cash-generating units that are expected to benefit from the combination, irrespective of whether other assets or liabilities of the acquiree are assigned to those units.

Where goodwill forms part of a cash-generating unit and part of the operation within that unit is disposed of, the goodwill associated with the operation disposed of is included in the carrying amount of the operation when determining the gain or loss on disposal of the operation. Goodwill disposed of in this circumstance is measured based on the relative values of the operation disposed of and the portion of the cash-generating unit retained.

Impairment of goodwill

Following initial recognition, goodwill is measured at cost less any accumulated impairment losses. Goodwill is reviewed for impairment, annually or more frequently, if events or changes in circumstances indicate that the carrying value may be impaired.

For the purpose of impairment testing, goodwill acquired in a business combination is, from the acquisition date, allocated to each of the Group's cash-generating units, or groups of cash-generating units, that are expected to benefit from the synergies of the combination, irrespective of whether other assets or liabilities of the Group are assigned to those units or groups of units.

Impairment is determined by assessing the recoverable amount of the cash-generating unit (group of cash-generating units), to which the goodwill relates. Where the recoverable amount of the cash-generating unit (group of cash-generating units) is less than the carrying amount, an impairment loss is recognized.



Common control business combination

Business combination of entities under common control is accounted for similar to pooling of interest method, which is scoped out of PFRS 3. Under the pooling of interest method, any excess of acquisition cost over the net asset value of the acquired entity is recorded in equity.

Current versus Noncurrent Classification

The Group presents assets and liabilities in the consolidated balance sheet based on current/noncurrent classification. An asset is current when it is:

- Expected to be realized or intended to be sold or consumed in normal operating cycle
- Held primarily for the purpose of trading
- Expected to be realized within twelve months after the reporting period or
- Cash or cash equivalent unless restricted from being exchanged or used to settle a liability for a least twelve months after reporting period

All other assets are classified as noncurrent.

A liability is current when:

- It is expected to be settled in normal operating cycle
- It is held primarily for the purpose of trading
- It is due to be settled within twelve months after the reporting period or
- There is no unconditional right to defer settlement of the liability for at least twelve months after the reporting period

All other liabilities are classified as noncurrent.

Deferred income tax assets and liabilities are classified as non-current assets and liabilities.

Fair Value Measurement

Fair value is the price that would be received to sell an asset or paid to transfer a liability in an orderly transaction between market participants at the measurement date. The fair value measurement is based on the presumption that the transaction to sell the asset or transfer the liability takes place either:

- In the principal market for the asset or liability, or
- In the absence of a principal market, in the most advantageous market for the asset or liability.

The principal or the most advantageous market must be accessible to by the Group.

The fair value of an asset or a liability is measured using the assumptions that market participants would use when pricing the asset or liability, assuming that market participants act in their economic best interest.

A fair value measurement of a non-financial asset takes into account a market participant's ability to generate economic benefits by using the asset in its highest and best use or by selling it to another market participant that would use the asset in its highest and best use.



The Group uses valuation techniques that are appropriate in the circumstances and for which sufficient data are available to measure fair value, maximizing the use of relevant observable inputs and minimizing the use of unobservable inputs.

All assets and liabilities for which fair value is measured or disclosed in the consolidated financial statements are categorized within the fair value hierarchy, described as follows, based on the lowest level input that is significant to the fair value measurement as a whole:

- Level 1 - Quoted (unadjusted) market prices in active markets for identical assets or liabilities
- Level 2 - Valuation techniques for which the lowest level input that is significant to the fair value measurement is directly or indirectly observable
- Level 3 - Valuation techniques for which the lowest level input that is significant to the fair value measurement is unobservable

For assets and liabilities that are recognized in the consolidated financial statements on a recurring basis, the Group determines whether transfers have occurred between Levels in the hierarchy by re-assessing categorization (based on the lowest level input that is significant to the fair value measurement as a whole) at the end of each reporting period.

For the purpose of fair value disclosures, the Group has determined classes of assets and liabilities on the basis of the nature, characteristics and risks of the asset or liability and the level of the fair value hierarchy as explained above.

The Group's valuation team (the Team) determines the policies and procedures for fair value measurement of its investment properties. External valuers (the Valuers) are involved in the periodic valuation of these assets. The respective subsidiary's Team decides the selection of the Valuers after discussion with and approval by its Chief Financial Officer (CFO). Selection criteria include market knowledge, reputation, independence and whether professional standards are maintained. The Team also determines, after discussions with the chosen valuers, which valuation techniques and inputs to use for each case.

At each balance sheet date, the Team analyzes the movements in the values of the investment properties which are required to be re-measured or re-assessed in accordance with the subsidiary's accounting policies. The Team, in coordination with the Valuers, also compares each of the changes in the fair value of each property with relevant external sources to determine whether the change is reasonable.

On the re-appraisal year, the Team and Valuers present the valuation results and the major assumptions used in the valuation to its CFO.

Investments in Associates and Joint Ventures

An associate is an entity over which the Group has significant influence. Significant influence is the power to participate in the financial and operating policy decisions of the investee, but is not control or joint control over those policies.

A joint venture is a type of joint arrangement whereby the parties that have joint control of the arrangement have rights to the net assets of the joint venture. Joint control is the contractually



agreed sharing of control of an arrangement, which exists only when decisions about the relevant activities require unanimous consent of the parties sharing control.

The considerations made in determining significant influence or joint control are similar to those necessary to determine control over subsidiaries.

The Group's investments in its associates and joint ventures are accounted for using the equity method.

Under the equity method, the investment in an associate or a joint venture is initially recognized at cost. The carrying amount of the investment is adjusted to recognize changes in the Group's share of net assets of the associate or joint venture since the acquisition date. Goodwill relating to the associate or joint venture is included in the carrying amount of the investment and is neither amortized nor individually tested for impairment.

The consolidated statement of income reflects the Group's share of the results of operations of the associate or joint venture. Any change in other comprehensive income of those investees is presented as part of the Group's other comprehensive income. In addition, when there has been a change recognized directly in the equity of the associate or joint venture, the Group recognizes its share of any changes, when applicable, in the consolidated statement of changes in equity. Unrealized gains and losses resulting from transactions between the Group and the associate or joint venture are eliminated to the extent of the interest in the associate or joint venture.

The aggregate of the Group's share in the profit or loss of an associate and a joint venture is shown on the face of the consolidated statement of income outside operating profit and represents profit or loss after tax and non-controlling interests in the subsidiaries of the associate or joint venture.

The financial statements of the associate or joint venture are prepared for the same reporting period as the Group. When necessary, adjustments are made to bring the accounting policies in line with those of the Group.

After application of the equity method, the Group determines whether it is necessary to recognize an impairment loss on its investment in its associate or joint venture. At each balance sheet date, the Group determines whether there is objective evidence that the investment in the associate or joint venture is impaired. If there is such evidence, the Group calculates the amount of impairment as the difference between the recoverable amount of the associate or joint venture and its carrying value and recognizes the loss in the consolidated statement of income.

Upon loss of significant influence over the associate or joint control over the joint venture, the Group measures and recognizes any retained investment at its fair value. Any difference between the carrying amount of the associate or joint venture upon loss of significant influence or joint control and the fair value of the retained investment and proceeds from disposal is recognized in consolidated statement of income.

Interest in Joint Operations

A joint arrangement is classified as a joint operation if the parties with joint control have rights to the assets and obligations for the liabilities of the arrangement. For interest in joint operations, the Group recognizes:



- 16 -

- assets, including its share of any assets held jointly;
- liabilities, including its share of any liabilities incurred jointly;
- revenue from the sale of its share of the output arising from the joint operation;
- share of the revenue from the sale of the output by the joint operation; and
- expenses, including its share of any expenses incurred jointly.

The accounting and measurement for each of these items is in accordance with the applicable PFRSs.

Foreign Currency Translation

The consolidated financial statements are presented in Philippine peso, which is the Company's functional and presentation currency. Each entity in the Group determines its own functional currency and items included in the financial statements of each entity are measured using that functional currency. Transactions in foreign currencies are initially recorded in the functional currency at the rate ruling at the date of the transaction. Monetary assets and liabilities denominated in foreign currencies are retranslated at the functional currency rate of exchange ruling at the balance sheet date. All differences are taken to the consolidated statement of income.

Non-monetary items that are measured in terms of historical cost in a foreign currency are translated using the exchange rates as at the dates of the initial transactions. Non-monetary items measured at fair value in a foreign currency are translated using the exchange rates at the date when the fair value was determined.

As at the balance sheet date, the assets and liabilities of subsidiaries and associates whose functional currencies are not the Philippine peso, are translated into the Group's presentation currency at the rate of exchange ruling at the balance sheet date, and their statements of income are translated at the weighted average exchange rates for the year. The exchange differences arising on the translation are taken directly to other comprehensive income as cumulative translation adjustment. On disposal of any of these subsidiaries or associates, the cumulative translation adjustment recognized in other comprehensive income relating to the disposed entity is recognized in the consolidated statement of income.

Cash and Cash Equivalents

Cash and cash equivalents in the consolidated balance sheet consist of cash on hand and with banks, and short-term, highly liquid investments that are readily convertible to known amounts of cash and subject to insignificant risk of changes in value. They are held for the purpose of meeting short-term cash commitments rather than for investment or other purposes.

For the purpose of the consolidated statement of cash flows, cash and cash equivalents consist of cash and cash equivalents as defined above, net of outstanding bank overdrafts.

Financial Instruments - Classification and Measurement

Classification of financial assets

Financial assets are classified in their entirety based on the contractual cash flows characteristics of the financial assets and the Group's business model for managing the financial assets. The Group classifies its financial assets into the following measurement categories:

- financial assets measured at amortized cost
- financial assets measured at fair value through profit or loss (FVTPL)



- financial assets measured at fair value through other comprehensive income (FVOCI), where cumulative gains or losses previously recognized are reclassified to profit or loss
- financial assets measured at fair value through other comprehensive income, where cumulative gains or losses previously recognized are not reclassified to profit or loss

Contractual cash flows characteristics

If the financial asset is held within a business model whose objective is to hold assets to collect contractual cash flows or within a business model whose objective is achieved by both collecting contractual cash flows and selling financial assets, the Group assesses whether the cash flows from the financial asset represent solely payment of principal and interest (SPPI) on the principal amount outstanding.

In making this assessment, the Group determines whether the contractual cash flows are consistent with a basic lending arrangement, i.e., interest includes consideration only for the time value of money, credit risk and other basic lending risks and costs associated with holding the financial asset for a particular period of time. In addition, interest can include a profit margin that is consistent with a basic lending arrangement. The assessment as to whether the cash flows meet the test is made in the currency in which the financial asset is denominated. Any other contractual terms that introduce exposure to risks or volatility in the contractual cash flows that is unrelated to a basic lending arrangement, such as exposure to changes in equity prices or commodity prices, do not give rise to contractual cash flows that are SPPI on the principal amount outstanding.

Business model

The Group's business model is determined at a level that reflects how groups of financial assets are managed together to achieve a particular business objective. The Group's business model does not depend on management's intentions for an individual instrument.

The Group's business model refers to how it manages its financial assets in order to generate cash flows. The Group's business model determines whether cash flows will result from collecting contractual cash flows, selling financial assets or both. Relevant factors considered by the Group in determining the business model for a group of financial assets include how the performance of the business model and the financial assets held within that business model are evaluated and reported to the Group's key management personnel, the risks that affect the performance of the business model (and the financial assets held within that business model) and how these risks are managed and how managers of the business are compensated.

Financial assets at amortized cost

A financial asset is measured at amortized cost if (i) it is held within a business model whose objective is to hold financial assets in order to collect contractual cash flows and (ii) the contractual terms of the financial asset give rise on specified dates to cash flows that are SPPI on the principal amount outstanding. These financial assets are initially recognized at fair value plus directly attributable transaction costs and subsequently measured at amortized cost using the EIR method, less any impairment in value. Amortized cost is calculated by taking into account any discount or premium on acquisition and fees and costs that are an integral part of the EIR. The amortization is included in 'Interest income' in the consolidated statement of income and is calculated by applying the EIR to the gross carrying amount of the financial asset, except for (i) purchased or originated credit-impaired financial assets and (ii) financial assets that have subsequently become credit-impaired, where, in both cases, the EIR is applied to the amortized cost of the financial asset. Losses



arising from impairment are recognized in 'Provision for credit and impairment losses' in the consolidated statement of income.

The Group's debt financial assets as of December 31, 2022 and 2021 consist of cash in banks, including restricted cash, cash equivalents, trade and other receivables and the Power Sector Assets and Liabilities Management Corporation (PSALM) deferred adjustment - net of current portion included in "Other noncurrent assets" in the consolidated balance sheet. The Group assessed that the contractual cash flows of its debt financial assets are SPPI and are expected to be held to collect all contractual cash flows until their maturity. As a result, the Group concluded these debt financial assets to be measured at amortized cost.

Financial assets at FVOCI

A financial asset is measured at FVOCI if (i) it is held within a business model whose objective is achieved by both collecting contractual cash flows and selling financial assets and (ii) its contractual terms give rise on specified dates to cash flows that are SPPI on the principal amount outstanding. These financial assets are initially recognized at fair value plus directly attributable transaction costs and subsequently measured at fair value. Gains and losses arising from changes in fair value are included in other comprehensive income within a separate component of equity. Impairment losses or reversals, interest income and foreign exchange gains and losses are recognized in profit and loss until the financial asset is derecognized. Upon derecognition, the cumulative gain or loss previously recognized in other comprehensive income is reclassified from equity to profit or loss. This reflects the gain or loss that would have been recognized in profit or loss upon derecognition if the financial asset had been measured at amortized cost. Impairment is measured based on the ECL model.

The Group may also make an irrevocable election to measure at FVOCI on initial recognition investments in equity instruments that are neither held for trading nor contingent consideration recognized in a business combination in accordance with PFRS 3. Amounts recognized in OCI are not subsequently transferred to profit or loss. However, the Group may transfer the cumulative gain or loss within equity. Dividends on such investments are recognized in profit or loss, unless the dividend clearly represents a recovery of part of the cost of the investment.

Dividends are recognized in profit or loss only when:

- the Group's right to receive payment of the dividend is established
- it is probable that the economic benefits associated with the dividend will flow to the Group; and
- the amount of the dividend can be measured reliably.

Financial assets at FVTPL

Financial assets at FVTPL are measured at unless these are measured at amortized cost or at FVOCI. Included in this classification are equity investments held for trading and debt instruments with contractual terms that do not represent solely payments of principal and interest. Financial assets held at FVTPL are initially recognized at fair value, with transaction costs recognized in the statement of income as incurred. Subsequently, they are measured at fair value and any gains or losses are recognized in the consolidated statement of income.

Additionally, even if the asset meets the amortized cost or the FVOCI criteria, the Group may choose at initial recognition to designate the financial asset at FVTPL if doing so eliminates or significantly



reduces a measurement or recognition inconsistency (an accounting mismatch) that would otherwise arise from measuring financial assets on a different basis.

Trading gains or losses are calculated based on the results arising from trading activities of the Group, including all gains and losses from changes in fair value for financial assets and financial liabilities at FVTPL, and the gains or losses from disposal of financial investments.

The Group's investments in quoted equity securities and in unquoted equity shares are measured at FVTPL as of December 31, 2022 and 2021. The Group's exchangeable note is classified under this category as well (see Note 10).

Classification of financial liabilities

Financial liabilities are classified, at initial recognition, as financial liabilities at fair value through profit or loss, loans and borrowings, payables, or as derivatives designated as hedging instruments in an effective hedge, as appropriate.

All financial liabilities are recognized initially at fair value and, in the case of loans and borrowings and payables, net of directly attributable transaction costs.

Financial liabilities are measured at amortized cost, except for the following:

- financial liabilities measured at FVTPL
- financial liabilities that arise when a transfer of a financial asset does not qualify for derecognition or when the Group retains continuing involvement
- financial guarantee contracts
- commitments to provide a loan at a below-market interest rate
- contingent consideration recognized by an acquirer in accordance with PFRS 3

A financial liability may be designated at fair value through profit or loss if it eliminates or significantly reduces a measurement or recognition inconsistency (an accounting mismatch) or:

- if a host contract contains one or more embedded derivatives; or
- if a group of financial liabilities or financial assets and liabilities is managed and its performance evaluated on a fair value basis in accordance with a documented risk management or investment strategy.

Where a financial liability is designated at FVTPL, the movement in fair value attributable to changes in the Group's own credit quality is calculated by determining the changes in credit spreads above observable market interest rates and is presented separately in other comprehensive income.

The Group's financial liabilities measured at amortized cost (which was initially recognized at fair value net of directly attributable transaction costs) as of December 31, 2022 and 2021 include trade and other payables, customers' deposits, bank loans, lease liabilities, long-term obligation on PDS and long-term debts (see Note 36).

Reclassifications of financial instruments

The Group reclassifies its financial assets when, and only when, there is a change in the business model for managing the financial assets. Reclassifications shall be applied prospectively by the



Group and any previously recognized gains, losses or interest shall not be restated. The Group does not reclassify its financial liabilities.

The Group does not reclassify its financial assets when:

- A financial asset that was previously a designated and effective hedging instrument in a cash flow hedge or net investment hedge no longer qualifies as such;
- A financial asset becomes a designated and effective hedging instrument in a cash flow hedge or net investment hedge; and
- There is a change in measurement on credit exposures measured at FVTPL.

Derivative Financial Instruments

Derivative financial instruments, including embedded derivatives, are initially recognized at fair value on the date in which a derivative transaction is entered into or bifurcated, and are subsequently remeasured at FVTPL, unless designated as effective hedge. Changes in fair values of derivative instruments not accounted as hedges are recognized immediately in the consolidated statement of income. Derivatives are carried as assets when the fair value is positive and as liabilities when the fair value is negative.

An embedded derivative within a financial asset host is not accounted for separately. The financial asset host together with the embedded derivative is required to be classified in its entirety as either at amortized cost or at fair value depending on whether the cash flows of the hybrid contract are solely payments of principal and interest and the assessment of the business model within which the financial asset is held. On the other hand, an embedded derivative with a financial liability or a non-financial host is separated from the host and accounted for as a separate derivative if: its economic characteristics and risks are not closely related to the host; a separate instrument with the same terms as the embedded derivative would meet the definition of a derivative; and the hybrid contract is not measured at fair value through profit or loss.

Separated embedded derivatives are measured at fair value with changes in fair value recognized in profit or loss. Reassessment only occurs if there is either a change in the terms of the contract that significantly modified the cash flows that would otherwise be required or a reclassification of a financial asset out of the fair value through profit or loss category.

The Group uses derivative financial instruments, such as foreign currency forward, IRS and commodity swap contracts to hedge its foreign currency risks, interest rate risks and commodity price risks, respectively.

For the purpose of hedge accounting, the Group's hedges are classified as cash flow hedges. Hedges are classified as cash flow hedge when hedging the exposure to variability in cash flows that is either attributable to a particular risk associated with a recognized asset or liability or a highly probable forecast transaction or the foreign currency risk in an unrecognized firm commitment.

At the inception of a hedge relationship, the Group formally designates and documents the hedge relationship to which it wishes to apply hedge accounting and the risk management objective and strategy for undertaking the hedge.



The documentation includes identification of the hedging instrument, the hedged item, the nature of the risk being hedged and how the Group will assess whether the hedging relationship meets the hedge effectiveness requirements (including the analysis of sources of hedge ineffectiveness and how the hedge ratio is determined). A hedging relationship qualifies for hedge accounting if it meets all of the following effectiveness requirements:

- There is 'an economic relationship' between the hedged item and the hedging instrument.
- The effect of credit risk does not 'dominate the value changes' that result from that economic relationship.
- The hedge ratio of the hedging relationship is the same as that resulting from the quantity of the hedged item that the Company actually hedges and the quantity of the hedging instrument that the Company actually uses to hedge that quantity of hedged item.

The Group's hedges that meet all the qualifying criteria for hedge accounting are accounted for, as described below:

Cash flow hedges

The effective portion of the gain or loss on the hedging instrument is recognized in OCI in the cash flow hedge reserve, while any ineffective portion is recognized immediately in profit or loss. The cash flow hedge reserve is adjusted to the lower of the cumulative gain or loss on the hedging instrument and the cumulative change in fair value of the hedged item.

The Group uses foreign currency forward contracts as hedges of its exposure to foreign currency risk in forecast transactions, as well as commodity swap contracts for its exposure to volatility in the commodity prices. The ineffective portion relating to foreign currency forward contracts and commodity contracts are recognized in other operating income or expenses as realized gain or loss on derivative instruments.

The Group designated all of the foreign currency forward and commodity swap contracts as hedging instrument. The amounts accumulated in OCI are accounted for, depending on the nature of the underlying hedged transaction. If the hedged transaction subsequently results in the recognition of a nonfinancial item, the amount accumulated in equity is removed from the separate component of equity and included in the initial cost or other carrying amount of the hedged asset or liability. This is not a reclassification adjustment and will not be recognized in OCI for the period. This also applies where the hedged forecast transaction of a nonfinancial asset or nonfinancial liability subsequently becomes a firm commitment for which fair value hedge accounting is applied.

For any other cash flow hedges, the amount accumulated in OCI is reclassified to the consolidated statement of income as a reclassification adjustment in the same period or periods during which the hedged cash flows affect profit or loss.

If cash flow hedge accounting is discontinued, the amount that has been accumulated in OCI must remain in OCI if the hedged future cash flows are still expected to occur. Otherwise, the amount will be immediately reclassified to profit or loss as a reclassification adjustment. After discontinuation, once the hedged cash flow occurs, any amount remaining in OCI must be accounted for depending on the nature of the underlying transaction as described above.



Classification of Financial Instruments Between Liability and Equity

Financial instruments are classified as liabilities or equity in accordance with the substance of the contractual arrangement. Interest, dividends, gains and losses relating to a financial instrument or a component that is a financial liability, are reported as expense or income. Distributions to holders of financial instruments classified as equity are charged directly to equity, net of any related income tax benefits.

A financial instrument is classified as liability if it provides for a contractual obligation to:

- deliver cash or another financial asset to another entity;
- exchange financial assets or financial liabilities with another entity under conditions that are potentially unfavorable to the Group; or
- satisfy the obligation other than by the exchange of a fixed amount of cash or another financial asset for a fixed number of its own equity shares.

If the Group does not have an unconditional right to avoid delivering cash or another financial asset to settle its contractual obligation, the obligation meets the definition of a financial liability.

The components of issued financial instruments that contain both liability and equity elements are accounted for separately, with the equity component being assigned the residual amount after deducting from the instrument as a whole the amount separately determined as the fair value of the liability component on the date of issue.

Derecognition of Financial Assets and Liabilities

Financial assets

A financial asset (or, where applicable a part of a financial asset or part of a group of similar financial assets) is derecognized when, and only when:

- the rights to receive cash flows from the asset expires;
- the Group retains the right to receive cash flows from the asset, but has assumed an obligation to pay them in full without material delay to a third party under a 'pass-through' arrangement; or
- the Group has transferred its rights to receive cash flows from the asset and either (a) has transferred substantially all the risks and rewards of the asset, or (b) has neither transferred nor retained substantially all the risks and rewards of the asset, but has transferred control of the asset.

When the Group retains the contractual rights to receive the cash flows of a financial asset but assumes a contractual obligation to pay those cash flows to one or more entities, the Group treats the transaction as a transfer of a financial asset if the Group:

- has no obligation to pay amounts to the eventual recipients unless it collects equivalent amounts from the original asset;
- is prohibited by the terms of the transfer contract from selling or pledging the original asset other than as security to the eventual recipients for the obligation to pay them cash flows; and
- has an obligation to remit any cash flows it collects on behalf of the eventual recipients without material delay.



In transactions where the Group neither transfers nor retains substantially all the risks and rewards of ownership of the financial asset and it retains control over the financial asset, the financial asset is recognized to the extent of the Group's continuing involvement in the financial asset. The extent of the Group's continuing involvement in the transferred asset is the extent to which it is exposed to changes in the value of the transferred asset. When the Group's continuing involvement takes the form of guaranteeing the transferred asset, the extent of the Group's continuing involvement is the lower of (i) the amount of the asset and (ii) the maximum amount of the consideration received that the Group could be required to repay ('the guarantee amount'). When the Group's continuing involvement takes the form of a written or purchased option (or both) on the transferred asset, the extent of the Group's continuing involvement is the amount of the transferred asset that the Group may repurchase. However, in the case of a written put option on an asset that is measured at fair value, the extent of the Group's continuing involvement is limited to the lower of the fair value of the transferred asset and the option exercise price. When the Group's continuing involvement takes the form of a cash-settled option or similar provision on the transferred asset, the extent of the Group's continuing involvement is measured in the same way as that which results from non-cash settled options.

Modification of contractual cash flows

When the contractual cash flows of a financial asset are renegotiated or otherwise modified and the renegotiation or modification does not result in the derecognition of that financial asset, the Group recalculates the gross carrying amount of the financial asset as the present value of the renegotiated or modified contractual cash flows discounted at the original EIR (or credit-adjusted EIR for purchased or originated credit-impaired financial assets) and recognizes a modification gain or loss in the consolidated statement of income.

When the modification of a financial asset results in the derecognition of the existing financial asset and the subsequent recognition of the modified financial asset, the modified asset is considered a 'new' financial asset. Accordingly, the date of the modification shall be treated as the date of initial recognition of that financial asset when applying the impairment requirements to the modified financial asset.

Financial liabilities

A financial liability (or a part of a financial liability) is derecognized when the obligation under the liability is discharged, cancelled or has expired. Where an existing financial liability is replaced by another from the same lender on substantially different terms, or the terms of an existing liability or a part of it are substantially modified, such an exchange or modification is treated as a derecognition of the original financial liability and the recognition of a new financial liability, and the difference in the respective carrying amounts is recognized in the consolidated statement of income.

Impairment of Financial Assets

The Group recognizes ECL for the following financial assets that are not measured at FVTPL:

- debt instruments that are measured at amortized cost and FVOCI;
- loan commitments; and
- financial guarantee contracts.

No ECL is recognized on equity investments.



ECLs are measured in a way that reflects the following:

- an unbiased and probability-weighted amount that is determined by evaluating a range of possible outcomes;
- the time value of money; and
- reasonable and supportable information that is available without undue cost or effort at the balance sheet date about past events, current conditions and forecasts of future economic conditions.

Financial assets migrate through the following three stages based on the change in credit quality since initial recognition:

Stage 1: 12-month ECL

For credit exposures where there have not been significant increases in credit risk since initial recognition and that are not credit-impaired upon origination, the portion of lifetime ECLs that represent the ECLs that result from default events that are possible within the 12-months after the balance sheet date are recognized.

Stage 2: Lifetime ECL - not credit-impaired

For credit exposures where there have been significant increases in credit risk since initial recognition on an individual or collective basis but are not credit-impaired, lifetime ECLs representing the ECLs that result from all possible default events over the expected life of the financial asset are recognized.

Stage 3: Lifetime ECL - credit-impaired

Financial assets are credit-impaired when one or more events that have a detrimental impact on the estimated future cash flows of those financial assets have occurred. For these credit exposures, lifetime ECLs are recognized and interest revenue is calculated by applying the credit-adjusted EIR to the amortized cost of the financial asset.

Loss allowances are recognized based on 12-month ECL for debt investment securities that are assessed to have low credit risk at the balance sheet date. A financial asset is considered to have low credit risk if:

- the financial instrument has a low risk of default
- the borrower has a strong capacity to meet its contractual cash flow obligations in the near term
- adverse changes in economic and business conditions in the longer term may, but will not necessarily, reduce the ability of the borrower to fulfil its contractual cash flow obligations.

The Group considers a debt investment security to have low credit risk when its credit risk rating is equivalent to the globally understood definition of 'investment grade', or when the exposure is less than 30 days past due.

Determining the stage for impairment

At each balance sheet date, the Group assesses whether there has been a significant increase in credit risk for financial assets since initial recognition by comparing the risk of default occurring over the expected life between the balance sheet date and the date of initial recognition. The Group considers reasonable and supportable information that is relevant and available without undue cost or effort for this purpose. This includes quantitative and qualitative information and forward-looking analysis.



An exposure will migrate through the ECL stages as asset quality deteriorates. If, in a subsequent period, asset quality improves and also reverses any previously assessed significant increase in credit risk since origination, then the loss allowance measurement reverts from lifetime ECL to 12-months ECL.

The simplified approach, where changes in credit risk are not tracked and loss allowances are measured at amounts equal to lifetime ECL, is applied to trade receivables. The Group has established a provision matrix for customer segments that is based on historical credit loss experience, adjusted for forward-looking factors specific to the debtors and the economic environment.

Financial Guarantee Contracts and Loan Commitments

Financial guarantees are contracts issued by the Group that require it to make specified payments to reimburse the holder for a loss it incurs because a specified debtor fails to make payment when due in accordance with the original or modified terms of a debt instrument.

Financial guarantees are initially recognized in the consolidated financial statements at fair value. Subsequently, these are measured at the higher of:

- the amount of the loss allowance determined in accordance with the ECL model; and
- the amount initially recognized less, when appropriate, the cumulative amount of income recognized in accordance with the principles of PFRS 15.

Loan commitments provided by the Group are measured as the amount of the loss allowance. The Group has not provided any commitment to provide loans that can be settled net in cash or by delivering or issuing another financial instrument or that are issued at below-market interest rates.

For loan commitments and financial guarantee contracts, the loss allowance is recognized as a provision. However, for financial instruments that include both a loan and an undrawn commitment (i.e. loan commitment) component where the Group cannot separately identify the expected credit losses on the loan commitment component from those on the loan component, the expected credit losses on the loan commitment should be recognized together with the loss allowance for the loan. To the extent that the combined expected credit losses exceed the gross carrying amount of the financial asset, the expected credit losses should be recognized as a provision.

Offsetting Financial Instruments

Financial assets and financial liabilities are offset and the net amount is reported in the consolidated balance sheet if, and only if, there is a currently enforceable legal right to offset the recognized amounts and there is an intention to settle on a net basis, or to realize the asset and settle the liability simultaneously. This is generally not the case with master netting agreements, and the related assets and liabilities are presented at gross in the consolidated balance sheet.

Redeemable Preferred Shares (RPS)

The component of the RPS that exhibits characteristics of a liability is recognized as a liability in the consolidated balance sheet, net of transaction costs. The corresponding dividends on those shares are charged as interest expense in the consolidated statement of income. On issuance of the RPS, the fair value of the liability component is determined using a market rate for an equivalent non-convertible bond; and this amount is carried as a long-term liability on the amortized cost basis until extinguished on redemption.



Inventories

Inventories are valued at the lower of cost and net realizable value (NRV). Costs incurred in bringing each product to its present location and condition are accounted for as follows:

Wheat grains and trading inventories	– purchase cost on a specific identification basis
Other raw materials and production supplies, fuel, materials, parts and supplies	– purchase cost on a moving average method
Finished goods and work in progress	– cost of direct materials, labor and a portion of manufacturing overhead based on normal operating capacity but excluding borrowing costs

NRV of wheat grains and other raw materials and finished goods is the estimated selling price in the ordinary course of business, less estimated costs of completion and the estimated costs necessary to make the sale. NRV of fuel and materials, parts and supplies is the current replacement costs. An allowance for inventory losses and inventory shrinkage is provided, when necessary, based on management's review of inventory turnover in accordance with prescribed policies.

Real estate inventories

Real estate inventories include land, land and land improvements and residential lots for sale. Real estate inventories are carried at the lower of cost and NRV (i.e., estimated selling price less estimated costs to complete and sell). Cost includes costs incurred for the acquisition, development and improvement of the properties. The costs of inventory recognized in the consolidated statement of income is determined with reference to the specific costs incurred on the real estate sold and an allocation on a pro-rata basis on any non-specific costs.

Land and Improvements

Land and improvements consist of properties for future development and are carried at the lower of cost and NRV. NRV is the estimated selling price in the ordinary course of business, less estimated cost of completion and estimated costs necessary to make the sale. Cost includes those costs incurred for development and improvement of the properties. Cost of land and improvements is transferred to real estate inventories upon commencement of the real estate project.

Agricultural Activity

Agricultural produce

Agricultural produce (livestock and poultry) are measured at fair value less estimated costs to sell at point of harvest.

Biological assets

Biological assets are measured on initial recognition, and at each balance sheet date, at fair value less estimated costs to sell except when, on initial recognition, market-determined prices or values are not available and for which alternative estimates of fair value are determined to be clearly unreliable. In such cases, those biological assets are measured at accumulated costs less any accumulated depreciation and any accumulated impairment losses. Once the fair value of such biological assets becomes reliably measurable, those biological assets are measured at fair value less estimated costs to sell.



- 27 -

Gains or losses arising on initial recognition of a biological asset (for market hogs, piglets, growing stock, broilers and others) at fair value less estimated costs to sell and from changes in their fair values less estimated costs to sell are included in the consolidated statement of income for the period in which they arise.

Biological assets measured at fair value less estimated costs to sell continue to be measured as such until disposed. Expenditures on biological assets subsequent to initial recognition, excluding the costs of day-to-day servicing, are capitalized.

Property, Plant and Equipment

Except for land, property, plant and equipment are stated at cost, excluding the costs of day-to-day servicing, less accumulated depreciation and any accumulated impairment in value. The initial cost of property, plant and equipment comprises its purchase price, including import duties, if any, and nonrefundable taxes and any directly attributable costs of bringing the asset to its working condition and location for its intended use. Cost includes the cost of replacing part of such property, plant and equipment when that cost is incurred and the recognition criteria are met. Cost also include decommissioning liability relating to the decommissioning of power plant, if any. Repairs and maintenance costs are recognized in the consolidated statement of income as incurred.

Land is stated at cost less any accumulated impairment in value.

Depreciation and amortization of the Group's property, plant and equipment and assets under finance leases is calculated on a straight-line basis over the useful lives of the assets as follows:

Category	Estimated Useful Life (in years)
Buildings, warehouses and improvements	10 - 50
Power plant and equipment	2 - 50
Steam field assets	20 - 25
Transmission, distribution and substation equipment	12 - 40
Machinery and equipment	2 - 30
Transportation equipment	2 - 10
Office furniture, fixtures and equipment	2 - 25
Leasehold improvements	3 - 20
Tools and others	2 - 20

Leasehold improvements are amortized over the shorter of the lease terms and the lives of the improvements.

The carrying values of property, plant and equipment are reviewed for impairment when events or changes in circumstances indicate that the carrying values may not be recoverable.

Fully depreciated assets are retained in the accounts until these are no longer in use. When assets are retired or otherwise disposed of, both the cost and related accumulated depreciation and amortization and any allowance for impairment losses are removed from the accounts and any resulting gain or loss is credited or charged to current operations. An item of property, plant and equipment is derecognized upon disposal or when no future economic benefits are expected from its use or disposal. Any gain or loss arising on derecognition of the asset (calculated as the



difference between the net disposal proceeds and the carrying amount of the asset) is included in the consolidated statement of income in the year the asset is derecognized.

The asset's residual values, useful lives and depreciation and amortization methods are reviewed and adjusted, if appropriate, at each financial year-end.

When each major inspection is performed, its cost is recognized in the carrying amount of the property, plant and equipment as a replacement if the recognition criteria satisfied.

Construction in progress represents structures under construction and is stated at cost. This includes cost of construction and other direct costs. Borrowing costs that are directly attributable to the construction of property, plant and equipment are capitalized during the construction period.

Leases

The Group assesses at contract inception whether a contract is, or contains, a lease. That is, if the contract conveys the right to control the use of an identified asset for a period of time in exchange for consideration.

Group as a lessee

The Group applies a single recognition and measurement approach for all leases, except for short-term leases and leases of low-value assets. The Group recognizes lease liabilities to make lease payments and right-of-use assets representing the right to use the underlying assets.

Right-of-use assets

The Group recognizes right-of-use assets at the commencement date of the lease (i.e., the date the underlying asset is available for use). Right-of-use assets are measured at cost, less any accumulated depreciation and impairment losses, and adjusted for any remeasurement of lease liabilities. The cost of right-of-use assets includes the amount of lease liabilities recognized, initial direct costs incurred, and lease payments made at or before the commencement date less any lease incentives received. Right-of-use assets are depreciated on a straight-line basis over the shorter of the lease term and the estimated useful lives of the assets, as follows:

Category	Number of Years
Land	10-50
Building	2-50
Power plant	20-38
Manufacturing plant, equipment and others	2-20

If ownership of the leased asset transfers to the Group at the end of the lease term or the cost reflects the exercise of a purchase option, depreciation is calculated using the estimated useful life of the asset. The right-of-use assets are also subject to impairment.

Lease liabilities

At the commencement date of the lease, the Group recognizes lease liabilities measured at the present value of lease payments to be made over the lease term. The lease payments include fixed payments (including in substance fixed payments) less any lease incentives receivable, variable lease payments that depend on an index or a rate, and amounts expected to be paid under residual value guarantees. The lease payments also include the exercise price of a purchase option reasonably certain to be exercised by the Group and payments of penalties for terminating the lease, if the lease



term reflects the Group exercising the option to terminate. Variable lease payments that do not depend on an index or a rate are recognized as expenses (unless they are incurred to produce inventories) in the period in which the event or condition that triggers the payment occurs.

In calculating the present value of lease payments, the Group uses its incremental borrowing rate at the lease commencement date because the interest rate implicit in the lease is not readily determinable. After the commencement date, the amount of lease liabilities is increased to reflect the accretion of interest and reduced for the lease payments made. In addition, the carrying amount of lease liabilities is remeasured if there is a modification, a change in the lease term, a change in the lease payments (e.g., changes to future payments resulting from a change in an index or rate used to determine such lease payments) or a change in the assessment of an option to purchase the underlying asset.

Short-term leases and leases of low-value assets

The Group applies the short-term lease recognition exemption to its short-term leases of machinery and equipment (i.e., those leases that have a lease term of 12 months or less from the commencement date and do not contain a purchase option). It also applies the lease of low-value assets recognition exemption to leases of office equipment that are considered to be low value. Lease payments on short-term leases and leases of low-value assets are recognized as expense on a straight-line basis over the lease term.

Group as a lessor

Leases in which the Group does not transfer substantially all the risks and rewards incidental to ownership of an asset are classified as operating leases. Rental income arising is accounted for on a straight-line basis over the lease terms and is included in revenue in the consolidated statement of income due to its operating nature. Initial direct costs incurred in negotiating and arranging an operating lease are added to the carrying amount of the leased asset and recognized over the lease term on the same basis as rental income. Contingent rents are recognized as revenue in the period in which they are earned.

Service Concession Arrangements

Public-to-private service concession arrangements where: (a) the grantor controls or regulates what services the entities in the Group must provide with the infrastructure, to whom it must provide them, and at what price; and (b) the grantor controls - through ownership, beneficial entitlement or otherwise - any significant residual interest in the infrastructure at the end of the term of the arrangement, are accounted for under the provisions of Philippine Interpretation IFRIC 12, *Service Concession Arrangements*. Infrastructures used in a public-to-private service concession arrangement for its entire useful life (whole-of-life assets) are within the scope of this Interpretation if the conditions in (a) are met.

This interpretation applies to both: (a) infrastructure that the entities in the Group constructs or acquires from a third party for the purpose of the service arrangement; and (b) existing infrastructure to which the grantor gives the entity in the Group access for the purpose of the service arrangement.

Infrastructures within the scope of this Interpretation are not recognized as property, plant and equipment of the Group. Under the terms of contractual arrangements within the scope of this Interpretation, an entity acts as a service provider. An entity constructs or upgrades infrastructure



(construction or upgrade services) used to provide a public service and operates and maintains that infrastructure (operation services) for a specified period of time.

An entity recognizes and measures revenue in accordance with PFRS 15 for the services it performs. If an entity performs more than one service (i.e., construction or upgrade services and operation services) under a single contract or arrangement, consideration received or receivable shall be allocated by reference to the relative fair values of the services delivered, when the amounts are separately identifiable.

When an entity provides construction or upgrades services, the consideration received or receivable by the entity is recognized at the stand-alone selling price of the related service. An entity accounts for revenue and costs relating to construction or upgrade services in accordance with PFRS 15. Revenue from construction contracts is recognized based on the percentage-of-completion method, measured by reference to the percentage of costs incurred to date to estimated total costs for each contract. The applicable entities account for revenue and costs relating to operation services in accordance with PFRS 15.

An entity recognizes a financial asset to the extent that it has an unconditional contractual right to receive cash or another financial asset from or at the direction of the grantor for the construction services. An entity recognizes an intangible asset to the extent that it receives a right (a license) to charge users of the public service.

When the applicable entities have contractual obligations it must fulfill as a condition of its license (a) to maintain the infrastructure to a specified level of serviceability or (b) to restore the infrastructure to a specified condition before it is handed over to the grantor at the end of the service arrangement, it recognizes and measures these contractual obligations in accordance with PAS 37, *Provisions, Contingent Liabilities and Contingent Assets*, i.e., at the best estimate of the expenditure that would be required to settle the present obligation at the balance sheet date.

Borrowing cost attributable to the construction of the asset if the consideration received or receivable is an intangible asset, is capitalized during the construction phase. In all other cases, borrowing costs are expensed as incurred.

Intangible Asset

Intangible assets acquired separately are measured on initial recognition at cost. The cost of intangible assets acquired in a business combination is the fair value as at the date of the acquisition. Following initial recognition, intangible assets are carried at cost less any accumulated amortization and any accumulated impairment losses. Internally generated intangible assets, excluding capitalized development costs, are not capitalized and expenditure is reflected in the consolidated statement of income in the year in which the expenditure is incurred.

Service concession right

The Group's intangible asset - service concession right pertains mainly to its right to charge users of the public service in connection with the service concession and related arrangements. This is recognized initially at the fair value which consists of the cost of construction services and the fair value of future fixed fee payments in exchange for the license or right. Following initial recognition, the intangible asset is carried at cost less accumulated amortization and any accumulated impairment losses.



The intangible asset - service concession right is amortized using the straight-line method over the estimated useful economic life which is the service concession period, and assessed for impairment whenever there is an indication that the intangible asset may be impaired. The estimated economic useful life is ranging from 18 to 25 years. The amortization period and the amortization method are reviewed at least at each financial year-end. Changes in the expected useful life or the expected pattern of consumption of future economic benefits embodied in the asset is accounted for by changing the amortization period or method, as appropriate, and are treated as changes in accounting estimates. The amortization expense is recognized in the consolidated statement of income in the expense category consistent with the function of the intangible asset.

Intangible assets - customer contracts

The Group's intangible assets - customer contracts pertain to contracts entered by subsidiaries relating to the provision of utility services to locators within an industrial zone.

These are measured on initial recognition at cost. The cost of intangible assets acquired in a business combination is their fair value at the date of acquisition. Following initial recognition, intangible assets are carried at cost less any accumulated amortization and accumulated impairment losses.

The intangible assets - customer contracts are amortized using the straight-line method over the remaining life of the contract, and assessed for impairment whenever there is an indication that the intangible assets may be impaired. The amortization period and method are reviewed at least at each financial year end. The amortization expense is recognized in the consolidated statement of income in the expense category consistent with the function of the intangible asset.

Franchise

The Group's franchise pertains to VECO's franchise to distribute electricity within an area granted by the Philippine Legislature, acquired in the business combination in 2013. The franchise is initially recognized at its fair value at the date of acquisition. Following initial recognition, the franchise is carried at cost less accumulated amortization and any accumulated impairment losses. The Group's franchise is amortized using the straight-line method over the estimated economic useful life, and assessed for impairment whenever there is an indication that the franchise may be impaired. The estimated economic useful life of the franchise is 40 years. The amortization period and amortization method for franchise are reviewed at least at each financial year-end. Changes in the expected useful life or the expected pattern of consumption of future economic benefits embodied in the franchise are accounted for by changing the amortization period or method, as appropriate, and treated as a change in accounting estimates. The amortization expense on franchise is recognized in the consolidated statement of income in the expense category consistent with its function.

Software and licenses

Software and licenses are initially recognized at cost. Following initial recognition, the software development costs are carried at cost less accumulated amortization and any accumulated impairment in value.

The software development costs are amortized on a straight-line basis over its estimated useful economic life of 3 to 5 years and assessed for impairment whenever there is an indication that the intangible asset may be impaired. The amortization commences when the software development costs are available for use. The amortization period and the amortization method for the software



development costs are reviewed at each financial year-end. Changes in the estimated useful life is accounted for by changing the amortization period or method, as appropriate, and treating them as changes in accounting estimates. The amortization expense is recognized in the consolidated statement of income in the expense category consistent with the function of the software development costs.

Project development costs

Project development costs include power plant projects in the development phase which meet the “identifiability” requirement under PAS 38, *Intangible Assets*, as they are separable and susceptible to individual sale and are carried at acquisition cost. These assets are transferred to “Property, plant and equipment” when construction of each power plant commences. During the period of development, the asset is tested for impairment annually.

Research and Development Expenditure

The Group’s policy is to record research expenses in the consolidated statement of income in the period when they are incurred.

Development costs are recognized as an intangible asset on the consolidated balance sheet if the Group can identify them separately and show the technical viability of the asset, its intention and capacity to use or sell it, and how it will generate probable future economic benefits.

Following initial recognition of the development expenditure as an asset, the cost model is applied requiring the asset to be carried at cost less any accumulated amortization and accumulated impairment losses. Amortization of the asset begins when development is complete and the asset is available for use. It is amortized over the period of expected future benefit. During the period of development, the asset is tested for impairment annually.

Investment Properties

Investment properties, which pertain to land, land improvements and buildings, are measured initially at cost, including transaction costs. The carrying amount includes the cost of replacing part of an existing investment property at the time that cost is incurred if the recognition criteria are met; and excludes the costs of day-to-day servicing of an investment property. Subsequent to initial recognition, investment properties are carried at fair value, which reflects market conditions at the balance sheet date. Gains or losses arising from changes in fair values of investment properties are included in the consolidated statement of income in the year in which they arise.

Investment properties are derecognized when either they have been disposed of or when the investment property is permanently withdrawn from use and no future economic benefit is expected from its disposal. Any gains or losses on the retirement or disposal of an investment property are recognized in the consolidated statement of income in the year of retirement or disposal.

Transfers are made to investment property when, and only when, there is a change in use, evidenced by ending of owner-occupation, commencement of an operating lease to another party or ending of construction or development with a view to sale. For a transfer from investment property to owner-occupied property or inventories, the deemed cost of property for subsequent accounting is its fair value at the date of change in use. If the property occupied by the Group as an owner-occupied property becomes an investment property, the Group accounts for such property in accordance with the policy stated under property, plant and equipment up to the date of change in use. For a transfer from inventories to investment property, any difference between the fair value of the



property at that date and its previous carrying amount is recognized in the consolidated statement of income. When the Group completes the construction or development of a self-constructed investment property, any difference between the fair value of the property at that date and its previous carrying amount is recognized in the consolidated statement of income.

Impairment of Nonfinancial Assets

Property, plant and equipment, intangible assets, investments and advances and other current and noncurrent assets excluding restricted cash and PSALM deferred adjustment

The Group assesses at each balance sheet date whether there is an indication that an asset may be impaired. If any such indication exists, or when annual impairment testing for an asset is required, the Group makes an estimate of the asset's recoverable amount. An asset's recoverable amount is the higher of an asset's or cash-generating unit's fair value less costs to sell and its value in use and is determined for an individual asset, unless the asset does not generate cash inflows that are largely independent of those from other assets or groups of assets. Where the carrying amount of an asset exceeds its recoverable amount, the asset is considered impaired and is written down to its recoverable amount. In assessing value in use, the estimated future cash flows are discounted to their present value using a pre-tax discount rate that reflects current market assessments of the time value of money and the risks specific to the asset. Impairment losses of continuing operations are recognized in the consolidated statement of income in those expense categories consistent with the function of the impaired asset.

An assessment is made at each balance sheet date as to whether there is any indication that previously recognized impairment losses may no longer exist or may have decreased. If such indication exists, the recoverable amount is estimated. A previously recognized impairment loss is reversed only if there has been a change in the estimates used to determine the asset's recoverable amount since the last impairment loss was recognized. If that is the case, the carrying amount of the asset is increased to its recoverable amount. That increased amount cannot exceed the carrying amount that would have been determined, net of accumulated depreciation, had no impairment loss been recognized for the asset in prior years. Such reversal is recognized in the consolidated statement of income unless the asset is carried at revalued amount, in which case the reversal is treated as a revaluation increase. After such a reversal, the depreciation charge is adjusted in future periods to allocate the asset's revised carrying amount, less any residual value, on a systematic basis over its remaining useful life.

Decommissioning liability

The decommissioning liability arose from the Group's obligation, under its contracts, to decommission, abandon and perform surface rehabilitation at the end of the useful lives of the steam field assets or upon abandonment of the plant. A corresponding asset is recognized as part of property, plant and equipment. Decommissioning costs are provided at the present value of expected costs to settle the obligation using estimated cash flows. The cash flows are discounted at a current pre-tax rate that reflects the risks specific to the decommissioning liability.

The unwinding of the discount is expensed as incurred and recognized in the consolidated statement of income as an "Accretion of decommissioning liability" under the "Interest expense" account. The estimated future costs of decommissioning are reviewed annually and adjusted prospectively.

Changes in the estimated future costs or in the discount rate applied are added or deducted from the cost of property, plant and equipment. The amount deducted from the cost of property, plant and equipment, shall not exceed its carrying amount.



If the decrease in the liability exceeds the carrying amount of the property, plant and equipment, the excess shall be recognized immediately in the consolidated statement of income.

Capital Stock and Additional Paid-in Capital

Capital stock is measured at par value for all shares issued. When the Company issues more than one class of stock, a separate account is maintained for each class of stock and the number of shares issued. Capital stock includes common stock and preferred stock.

When the shares are sold at premium, the difference between the proceeds and the par value is credited to the "Additional paid-in capital" account. When shares are issued for a consideration other than cash, the proceeds are measured by the fair value of the consideration received. In case the shares are issued to extinguish or settle the liability of the Company, the shares shall be measured either at the fair value of the shares issued or fair value of the liability settled, whichever is more reliably determinable.

Direct costs incurred related to equity issuance, such as underwriting, accounting and legal fees, printing costs and taxes are debited to the "Additional paid-in capital" account, net of tax. If additional paid-in capital is not sufficient, the excess is charged against an equity reserve account.

Retained Earnings

Retained earnings include accumulated earnings of the Company and reduced by dividends on capital stock. Dividends on capital stock are recognized as a liability and deducted from equity when they are approved by the BOD. Dividends for the year that are approved after the balance sheet date are dealt with as an event after the balance sheet date. Retained earnings may also include effect of changes in accounting policy as may be required by the transition provisions of new and amended standards.

Treasury Shares

The Group's own equity instruments which are reacquired (treasury shares) are deducted from equity. No gain or loss is recognized in the consolidated statement of income on the purchase, sale, issue or cancellation of the Group's own equity instruments.

Revenue Recognition

Revenue from contracts with customers is recognized when control of the goods or services are transferred to the customer at an amount that reflects the consideration to which the Group expects to be entitled in exchange for those goods or services. The Group assesses its revenue arrangements against specific criteria in order to determine if it is acting as a principal or an agent.

Sale of Power

Contracts with customers for the Power Group generally include power generation and ancillary services, power distribution and retail supply.

For power generation and ancillary services where capacity and energy dispatched are separately identified, these two obligations are to be combined as one performance obligation since these are not distinct within the context of the contract as the buyer cannot benefit from the contracted capacity alone without the corresponding energy and the buyer cannot obtain energy without contracting a capacity. The combined performance obligation qualifies as a series of distinct goods or services that are substantially the same and have the same pattern of transfer.



Revenue from power generation and ancillary services is recognized in the period actual capacity is generated. Revenue is recognized over time since the customer simultaneously receives and consumes the benefits as the seller supplies power.

In contracts with fixed capacity payments which are determined at contract inception, the fixed capacity payments for the entire contract period is determined at day 1 and is recognized over time. Specifically, on contracts where capacity payments are fixed but escalates throughout the contract period without any reference to market indices, the fixed escalation is recognized on a straight-line basis over the contract period.

Some contracts with customers provide unspecified quantity of energy, includes provisional Energy Regulatory Commission (ERC) rates, and volume and prompt payment discounts that give rise to variable consideration. The variable consideration is estimated at contract inception and constrained until the associated uncertainty is subsequently resolved.

Power distribution and retail supply also qualify as a series of distinct goods or services that are substantially the same and have the same pattern of transfer accounted for as one performance obligation. Revenue is recognized over time based on amounts billed.

Sale of Goods

Revenue from the sale of goods is recognized at a point in time when control of the asset is transferred to the customer, generally on delivery of the goods. The normal credit term is 30 to 90 days upon delivery. The Group has concluded that it is the principal in its revenue arrangements because it controls the goods before transferring them to the customer.

Sale of Real Estate

Contracts with customers for the Real Estate Group's real estate segment generally include sale of lot, sale of house and lot and sale of unfurnished and fully furnished condominium units.

For the sale of lot, the lot and the development made on the lot are separately identifiable promises but are combined as one performance obligation since these are not distinct within the context of the contract as the development of lot is used as an input to deliver a combined output.

For the sale of house and lot, the house and lot are separately identifiable promises but are combined as one performance obligation since these are not distinct within the context of the contract. The obligation to deliver the house duly constructed in a specific lot is fully integrated in the lot in accordance with the approved plan.

If the sale of lot, house and lot and unfurnished and fully furnished condominium units occurs at completion, the Real Estate Group shall recognize revenue at a point in time when control of the asset is transferred to the customer, generally on delivery of the properties. Otherwise, if the sale occurs prior to completion, the Real Estate Group shall recognize revenue over time, using the output method (i.e., POC) as the appropriate measure of progress, satisfying the criterion of which the Real Estate Group's performance does not create an asset with an alternative use and the Real Estate Group has an enforceable right to payment for performance completed to date. This is based on the monthly project accomplishment report prepared by the project engineers which integrates the surveys of performance to date of the construction activities.



The buyer could enforce its rights to the promised property if the developer seeks to sell the unit to another buyer. This contractual restriction on the developer's ability to direct the promised property for another use is considered substantive as the property is not interchangeable with other properties that the entity could transfer to the buyer without breaching the contract and without incurring significant costs that otherwise would not have been incurred in relation to that contract. The Real Estate Group also has enforceable right to payment for performance completed to date notwithstanding contract terminations.

In determining the transaction price for real estate sales, the Real Estate Group considers the existence of significant financing component. Contracts with real estate customers provide two alternative payment options, spot cash and installment payments, after the contracts are signed. For both payment options, the Real Estate Group concluded that there is a significant financing component because the timing between when the customer pays for the property and when the Real Estate Group transfers the property to the customer do not match and the period between transfers are more than a year. The transaction price for such contracts is determined by discounting the amount of promised consideration using the appropriate discount rate. The Real Estate Group also concluded that there is a significant financing component for those contracts where the customer elects to pay in advance considering the length of time between the customer's payment and the transfer of property to the customer, as well as the prevailing interest rates in the market.

Cost to obtain contract

The incremental costs of obtaining contract with a customer are recognized as an asset if the Group expects to recover them. The Group has determined that commissions paid to brokers and marketing agents on the sale of pre-completed real estate units are deferred when recovery is reasonably expected and are charged to expense in the period in which the related revenue is recognized as earned. Commission expense is included in the "Cost of real estate sales" account in the consolidated statement of income.

Rendering of services

Service revenues are recognized when the related services are rendered based on agreed hourly billing rates. Customer payments for which services have not yet been rendered are classified as unearned revenue under "Trade and other payables" account in the consolidated balance sheet.

Rental income

Rental income arising from operating leases is accounted for on a straight-line basis over the related lease terms.

Dividend income

Dividend income is recognized when the Group's right to receive payment is established.

Interest income

Interest income is recognized as it accrues taking into account the effective yield on the asset.

Costs and Expenses

Costs and expenses are decreases in economic benefits during the accounting period in the form of outflows or decrease of assets or incurrence of liabilities that result in decreases in equity, other than those relating to distributions to equity participants. Expenses are recognized when incurred.



Pension Benefits

The net defined benefit liability or asset is the aggregate of the present value of the defined benefit obligation at the end of the reporting period reduced by the fair value of plan assets (if any), adjusted for any effect of limiting a net defined benefit asset to the asset ceiling. The asset ceiling is the present value of any economic benefits available in the form of refunds from the plan or reductions in future contributions to the plan.

The cost of providing benefits under the defined benefit plans is actuarially determined using the projected unit credit method.

Defined benefit costs comprise the following:

- Service cost
- Net interest on the net defined benefit liability or asset
- Remeasurements of net defined benefit liability or asset

Service costs which include current service costs, past service costs and gains or losses on non-routine settlements are recognized as expense in the consolidated statement of income. Past service costs are recognized when plan amendment or curtailment occurs. These amounts are calculated periodically by independent qualified actuaries.

Net interest on the net defined benefit liability or asset is the change during the period in the net defined benefit liability or asset that arises from the passage of time which is determined by applying the discount rate based on government bonds to the net defined benefit liability or asset. Net interest on the net defined benefit liability or asset is recognized as expense or income in the consolidated statement of income.

Remeasurements comprising actuarial gains and losses, return on plan assets and any change in the effect of the asset ceiling (excluding net interest on defined benefit liability) are recognized immediately in other comprehensive income in the period in which they arise. Remeasurements are not reclassified to profit or loss in subsequent periods.

Plan assets are assets that are held by a long-term employee benefit fund. Plan assets are not available to the creditors of the Group, nor can they be paid directly to the Group. Fair value of plan assets is based on market price information. When no market price is available, the fair value of plan assets is estimated by discounting expected future cash flows using a discount rate that reflects both the risk associated with the plan assets and the maturity or expected disposal date of those assets (or, if they have no maturity, the expected period until the settlement of the related obligations). If the fair value of the plan assets is higher than the present value of the defined benefit obligation, the measurement of the resulting defined benefit asset is limited to the present value of economic benefits available in the form of refunds from the plan or reductions in future contributions to the plan.

The Group's right to be reimbursed of some or all of the expenditure required to settle a defined benefit obligation is recognized as a separate asset at fair value when and only when reimbursement is virtually certain.



Borrowing Costs

Borrowing costs are capitalized if they are directly attributable to the acquisition, construction or production of a qualifying asset. To the extent that funds are borrowed specifically for the purpose of obtaining a qualifying asset, the amount of borrowing costs eligible for capitalization on that asset shall be determined as the actual borrowing costs incurred on that borrowing during the period less any investment income on the temporary investment of those borrowings. To the extent that funds are borrowed generally, the amount of borrowing costs eligible for capitalization shall be determined by applying a capitalization rate to the expenditures on that asset. The capitalization rate shall be the weighted average of the borrowing costs applicable to the borrowings of the Group that are outstanding during the period, other than borrowings made specifically for the purpose of obtaining a qualifying asset. The amount of borrowing costs capitalized during a period shall not exceed the amount of borrowing costs incurred during that period.

Taxes

Current income tax

Current income tax assets and liabilities for the current and prior periods are measured at the amount expected to be recovered from or paid to the taxation authorities. The tax rates and tax laws used to compute the amount are those that are enacted or substantively enacted at the balance sheet date.

Current income tax relating to items recognized directly in OCI is recognized in the consolidated statement of comprehensive income and not in the consolidated statement of income.

Management periodically evaluates positions taken in the tax returns with respect to situations in which applicable tax regulations are subject to interpretation and establishes provisions where appropriate.

Deferred income tax

Deferred income tax is provided using the balance sheet liability method on temporary differences at the balance sheet date between the tax bases of assets and liabilities and their carrying amounts for financial reporting purposes.

Deferred income tax liabilities are recognized for all taxable temporary differences, except:

- where the deferred income tax liability arises from the initial recognition of goodwill or of an asset or liability in a transaction that is not a business combination and, at the time of the transaction, affects neither the accounting profit nor taxable profit or loss; and
- in respect of taxable temporary differences associated with investments in subsidiaries, associates and interests in joint ventures, where the timing of the reversal of the temporary differences can be controlled and it is probable that the temporary differences will not reverse in the foreseeable future.

Deferred income tax assets are recognized for all deductible temporary differences and carryforward benefits of net operating loss carryover (NOLCO) and excess of minimum corporate income tax (MCIT) over regular corporate income tax (RCIT), to the extent that it is probable that future taxable profit will be available against which the deductible temporary differences and the carryforward benefits of NOLCO and excess of MCIT over RCIT can be utilized, except:



- where the deferred income tax asset relating to the deductible temporary difference arises from the initial recognition of an asset or liability in a transaction that is not a business combination and, at the time of the transaction, affects neither the accounting profit nor taxable profit or loss; and
- in respect of deductible temporary differences associated with investments in subsidiaries, associates and interests in joint ventures, deferred income tax assets are recognized only to the extent that it is probable that the temporary differences will reverse in the foreseeable future and taxable profit will be available against which the temporary differences can be utilized.

The carrying amount of deferred income tax assets is reviewed at each balance sheet date and reduced to the extent that it is no longer probable that sufficient taxable profit will be available to allow all or part of the deferred income tax asset to be utilized. Unrecognized deferred income tax assets are reassessed at each balance sheet date and are recognized to the extent that it has become probable that future taxable profit will allow the deferred tax asset to be recovered.

Deferred income tax assets and liabilities are measured at the tax rates that are expected to apply to the year when the asset is realized or the liability is settled, based on tax rates (and tax laws) that have been enacted or substantively enacted as at the balance sheet date.

Deferred income tax relating to items recognized outside profit or loss is recognized outside profit or loss. Deferred income tax items are recognized in correlation to the underlying transaction either in other comprehensive income or directly in equity.

Deferred income tax assets and deferred income tax liabilities are offset, if a legally enforceable right exists to set off current income tax assets against current income tax liabilities and the deferred income taxes relate to the same taxable entity and the same taxation authority.

Value-added Tax (VAT)

Revenues, expenses, and assets are recognized net of the amount of VAT, if applicable.

For its VAT-registered activities, when VAT from sales of goods and/or services (output VAT) exceeds VAT passed on from purchases of goods or services (input VAT), the excess is recognized as payable in the consolidated balance sheet. When VAT passed on from purchases of goods or services (input VAT) exceeds VAT from sales of goods and/or services (output VAT), the excess is recognized as an asset in the consolidated balance sheet up to the extent of the recoverable amount.

For its non-VAT registered activities, the amount of VAT passed on from its purchases of goods or service is recognized as part of the cost of goods/asset acquired or as part of the expense item, as applicable.

Provisions

Provisions are recognized when the Group has a present obligation (legal or constructive) as a result of a past event, it is probable that an outflow of resources embodying economic benefits will be required to settle the obligation and a reliable estimate can be made of the amount of the obligation. Where the Group expects some or all of a provision to be reimbursed, for example under an insurance contract, the reimbursement is recognized as a separate asset but only when the reimbursement is virtually certain. The expense relating to any provision is presented in the consolidated statement of income, net of any reimbursement.



If the effect of the time value of money is material, provisions are discounted using a current pre-tax rate that reflects, where appropriate, the risks specific to the liability. Where discounting is used, the increase in the provision due to the passage of time is recognized as a borrowing cost.

Contingencies

Contingent liabilities are not recognized in the consolidated financial statements. These are disclosed unless the probability of an outflow of resources embodying economic benefits is remote. Contingent assets are not recognized in the consolidated financial statements but are disclosed when an inflow of economic benefits is probable.

Events After the Reporting Period

Post year-end events that provide additional information about the Group's financial position at the balance sheet date (adjusting events) are reflected in the consolidated financial statements. Post year-end events that are not adjusting events are disclosed when material.

Earnings Per Common Share

Basic earnings per common share are computed by dividing net income for the year attributable to the common shareholders of the parent by the weighted average number of common shares issued and outstanding during the year, after retroactive adjustments for any stock dividends declared and stock rights exercised during the year.

Diluted earnings per share amounts are calculated by dividing the net income for the year attributable to the common shareholders of the parent by the weighted average number of common shares outstanding during the year plus the weighted average number of common shares that would be issued for outstanding common stock equivalents. The Group does not have dilutive common stock equivalents.

Dividends on Common Shares

Dividends on common shares are recognized as a liability and deducted from retained earnings when approved by the respective shareholders of the Group and its subsidiaries. Dividends for the year that are approved after the balance sheet date are dealt with as an event after the reporting period.

Operating Segments

For management purposes, the Group is organized into five major operating segments (power, food manufacturing, financial services, real estate and infrastructure) according to the nature of the products and the services provided. The Group's identified operating segments are consistent with the segments reported to the BOD which is the Group's Chief Operating Decision Maker (CODM). Financial information on operating segments is presented in Note 34.

3. Summary of Significant Accounting Judgments, Estimates and Assumptions

The consolidated financial statements prepared in accordance with PFRSs require management to make judgment, estimates and assumptions that affect amount reported in the consolidated financial statements and related notes. The judgment, estimates and assumptions used in the consolidated financial statements are based upon management's evaluation of relevant facts and circumstances as of the date of the consolidated financial statements. Actual results could differ from such estimates. Judgments, estimates and assumptions are continually evaluated and are based on historical experiences and other factors, including expectations of future events that are



believed to be reasonable under circumstances. The following items are those matters which the Group assess to have significant risk arising from judgements and estimation uncertainties:

Judgments

In the process of applying the Group's accounting policies, management has made the following judgments, apart from those involving estimations, which have the most significant effect on the amounts recognized in the consolidated financial statements:

Determining functional currency

Based on the economic substance of the underlying circumstances relevant to the companies in the Group, the functional currency of the companies in the Group has been determined to be the Philippine peso, except for certain subsidiaries and associates whose functional currencies are the US dollar (US\$), Singapore dollar, Vietnamese Dong, Indonesian Rupiah, Renminbi, Malaysian Ringgit, Sri Lanka Rupee, Pakistani Rupee, Myanmar Kyat, or Thai Baht. The Philippine peso is the currency of the primary economic environment in which most of the companies in the Group operate and it is the currency that mainly influences their revenues and costs.

Service concession arrangements - Companies in the Group as Operators

Based on management's judgment, the provisions of Philippine Interpretation IFRIC 12 apply to SEZ's Distribution Management Service Agreement (DMSA) with Subic Bay Metropolitan Authority (SBMA); MEZ's Built-Operate-Transfer agreement with Mactan Cebu International Airport Authority (MCIAA); LHC's Power Purchase Agreement (PPA) with the National Power Corporation (NPC) and Apo Agua's Treated Bulk Water concession agreement with Davao City Water District (DCWD). SEZ, MEZ, LHC and Apo Agua's service concession agreements were accounted for under the intangible asset model.

The Company's associate, STEAG State Power, Inc. (STEAG), has also determined that the provisions of Philippine Interpretation IFRIC 12 apply to its PPA with NPC. STEAG's service concession agreement was accounted for under the financial asset model. Refer to the accounting policy on service concession arrangements for the discussion of intangible asset and financial asset models.

Determining fair value of customers' deposits

In applying PFRS 9 on transformer and lines and poles deposits, the Group has made a judgment that the timing and related amounts of future cash flows relating to such deposits cannot be reasonably and reliably estimated for purposes of establishing their fair values using alternative valuation techniques since the expected timing of customers' refund or claim for these deposits cannot be reasonably estimated. These customers' deposits amounted to ₱8.3 billion and ₱7.4 billion as of December 31, 2022 and 2021, respectively (see Note 20).

Determining whether Independent Power Producer (IPP) Administration Agreement Contains a Lease

In accounting for its IPP Administration Agreement with PSALM, the Group has made a judgment that the IPP Administration Agreement of TLI is an arrangement that contains a lease. The Group has made a judgment that it has substantially acquired all the risks and rewards incidental to ownership of the power plant principally by virtue of its right to control the capacity of the power plant and its right to receive the transfer of the power plant at the end of the IPP Administration Agreement for no consideration. Accordingly, the Group accounted for the agreement as a lease and recognized a right-of use asset included as part of property, plant and equipment and lease liability at the present value of the agreed monthly payments to PSALM (see Note 22).



The power plant is depreciated over its estimated useful life as there is reasonable certainty that the Group will obtain ownership by the end of the lease term. As of December 31, 2022 and 2021, the carrying value of the power plant amounted to ₱30.3 billion and ₱31.4 billion, respectively (see Note 13). The carrying value of the lease liability amounted to ₱24.8 billion and ₱31.4 billion as of December 31, 2022 and 2021, respectively (see Note 22).

Determination of control, joint control or significant influence over an investee

Control is presumed to exist when an investor is exposed, or has rights, to variable returns from its involvement with the investee and has the ability to affect those returns through its power over the investee. On the other hand, joint control is the contractually agreed sharing of control of an arrangement, which exists only when decisions about the relevant activities require the unanimous consent of the parties sharing control. In the absence of control or joint control over an investee, there is a presumption that there is significant influence when an investor has 20% or more ownership over an investee.

Management has determined that by virtue of its majority ownership of voting rights in its subsidiaries as of December 31, 2022 and 2021, the Company had the ability to exercise control over these investees (see Note 2).

As disclosed in Note 10, the Group acquired 33 1/3% ownership in GMCAC. Management assessed that the Group has no control or joint control over GMCAC, however, management has concluded that it has significant influence because of the board seat it held in GMCAC derived through its 33 1/3% ownership.

Nonconsolidation of certain investees

The Group has 83.33% interest in Manila-Oslo Renewable Enterprise, Inc. (MORE) which has a 60% ownership interest in SN Aboitiz Power-Magat (SNAP-Magat), Inc., SN Aboitiz Power-Benguet (SNAP-Benguet), Inc., SN Aboitiz Power-RES, Inc. (SNAP-RES), and SN Aboitiz Power-Generation, Inc. (SNAP-Generation).

The Group has 60% and 70% interest in AA Thermal and GN Power Dinginin Ltd. Co. (GNPD), respectively.

The Group does not consolidate MORE, AA Thermal and GNPD since it does not have the ability to direct the relevant activities which most significantly affect the returns of MORE and its investees, AA Thermal and GNPD, and their respective investees. This is a result of the partnership and shareholders' agreements which, among others, stipulate the management and operation of MORE, AA Thermal and GNPD. Management of MORE, AA Thermal and GNPD are vested in their respective BOD or "Management Committee" and the affirmative vote of the other shareholders or partners is required for the approval of certain company actions which include financial and operating undertakings.

The Group has 60% interest in AEV CRH Holdings, Inc. (AEV CRH) which has 99.09% ownership interest in Republic Cement and Building Materials, Inc. (RCBM), 99.63% ownership interest in Republic Cement Mindanao, Inc. (RCMI), 94.63% ownership interest in Republic Cement Iligan, Inc. (RCII) and 100% ownership interest in Luzon Continental Land Corporation (LCLC).

The Group does not consolidate AEV CRH since it does not have the ability to direct the relevant activities which most significantly affect the returns of AEV CRH and its investees. This is a result of



the contractual arrangements that give the other party the power to direct the relevant non-nationalized activities of the subsidiaries of AEV CRH. Consequently, the Group accounts for MORE, a joint venture, and AEV CRH and GNPD, associates, using the equity method in the unaudited interim condensed consolidated financial statements.

Determining a joint operation

The Group has 50% interest in Pagbilao Energy Corporation (PEC). The Group assessed that the joint arrangement is a joint operation as the financial and operating activities of the operation are jointly controlled by the participating shareholders and are primarily designed for the provision of output to the shareholders.

Classification of financial instruments

The Group exercises judgment in classifying a financial instrument, or its component parts, on initial recognition as either a financial asset, a financial liability or an equity instrument in accordance with the substance of the contractual arrangement and the definition of a financial asset, a financial liability or an equity instrument. The substance of a financial instrument, rather than its legal form, governs its classification in the consolidated balance sheets.

As disclosed in Note 10, the Group has an exchangeable notes amounting to ₱15.5 billion as of December 31, 2022. It was assessed that the exchangeable notes do not meet the solely payment and principal and interest criterion, and as such, are classified as financial asset at FVTPL.

Contractual cash flows assessment

For each financial asset, the Group assesses the contractual terms to identify whether the instrument is consistent with the concept of SPPI.

‘Principal’ for the purpose of this test is defined as the fair value of the financial asset at initial recognition and may change over the life of the financial asset (for example, if there are repayments of principal or amortization of the premium/discount).

The most significant elements of interest within a lending arrangement are typically the consideration for the time value of money and credit risk. To make the SPPI assessment, the Group applies judgment and considers relevant factors such as the currency in which the financial asset is denominated, and the period for which the interest rate is set.

In contrast, contractual terms that introduce a more than de minimis exposure to risks or volatility in the contractual cash flows that are unrelated to a basic lending arrangement do not give rise to contractual cash flows that are solely payments of principal and interest on the amount outstanding. In such cases, the financial asset is required to be measured at FVTPL.

Evaluation of business model in managing financial instruments

The Group determines its business model at the level that best reflects how it manages groups of financial assets to achieve its business objective. The Group’s business model is not assessed on an instrument-by-instrument basis, but at a higher level of aggregated portfolios and is based on observable factors such as:

- How the performance of the business model and the financial assets held within that business model are evaluated and reported to the entity’s key management personnel;



- The risks that affect the performance of the business model (and the financial assets held within that business model) and, in particular, the way those risks are managed; and
- The expected frequency, value and timing of sales are also important aspects of the Group's assessment.

The business model assessment is based on reasonably expected scenarios without taking 'worst case' or 'stress case' scenarios into account. If cash flows after initial recognition are realized in a way that is different from the Group's original expectations, the Group does not change the classification of the remaining financial assets held in that business model, but incorporates such information when assessing newly originated or newly purchased financial assets going forward.

Identifying performance obligations

The Group identifies performance obligations by considering whether the promised goods or services in the contract are distinct goods or services. A good or service is distinct when the customer can benefit from the good or service on its own or together with other resources that are readily available to the customer and the Group's promise to transfer the good or service to the customer is separately identifiable from the other promises in the contract.

The Group assesses performance obligations as a series of distinct goods and services that are substantially the same and have the same pattern of transfer if i) each distinct good or services in the series are transferred over time and ii) the same method of progress will be used (i.e., units of delivery) to measure the entity's progress towards complete satisfaction of the performance obligation.

For power generation and ancillary services where capacity and energy dispatched are separately identified, these two obligations are to be combined as one performance obligation since these are not distinct within the context of the contract as the buyer cannot benefit from the contracted capacity alone without the corresponding energy and the buyer cannot obtain energy without contracting a capacity.

The combined performance obligation qualifies as a series of distinct goods or services that are substantially the same and have the same pattern of transfer since the delivery of energy every month are distinct services which are all recognized over time and have the same measure of progress.

Power distribution and retail supply also qualify as a series of distinct goods or services which is accounted for as one performance obligation since the delivery of energy every month are distinct services which are recognized over time and have the same measure of progress.

For sale of developed lots, the lot and the development made on the lot are separately identifiable promises but are combined as one performance obligation since these are not distinct within the context of the contract as the lot development is used as an input to deliver a combined output. For the sale of house and lot, the house and lot are separately identifiable promises but are combined as one performance obligation since these are not distinct within the context of the contract. The obligation to deliver the house duly constructed in a specific lot is fully integrated in the lot in accordance with the approved plan.



Revenue recognition

The Group recognizes revenue when it satisfies an identified performance obligation by transferring a promised good or service to a customer. A good or service is considered to be transferred when the customer obtains control. The Group determines, at contract inception, whether it will transfer control of a promised good or service over time. If the Group does not satisfy a performance obligation over time, the performance obligation is satisfied at a point in time.

The Group concludes that:

- revenue from power generation, power distribution, ancillary services and retail supply are to be recognized over time, since customers simultaneously receives and consumes the benefits as the Group supplies power;
- when a contract is judged to be for the construction of a property, revenue is recognized using the POC method as construction progresses. The POC is made reference to the stage of completion of projects and contracts determined on the basis of the estimated completion of physical proportion of the contract work;
- for sale of goods, revenue is recognized at a point in time, generally on the delivery of goods.

Identifying methods for measuring progress of revenue recognized over time

The Group determines the appropriate method of measuring progress which is either through the use of input or output methods. Input method recognizes revenue on the basis of the entity's efforts or inputs to the satisfaction of a performance obligation while output method recognizes revenue on the basis of direct measurements of the value to the customer of the goods or services transferred to date.

For power generation and ancillary services, the Group determined that the output method is the best method in measuring progress since actual electricity is supplied to customers. The Group recognizes revenue based on:

For power generation and ancillary services:

- a. For the variable energy payment, actual kilowatt hours consumed which are billed on a monthly basis.
- b. For fixed capacity payments, the Group allocates the transaction price on a straight-line basis over the contract term. The allocated fixed payments are also billed on a monthly basis.

For power distribution and retail supply, the Group uses the actual kilowatt hours consumed, which are also billed on a monthly basis.

The Group recognizes revenues from real estate sales over time using output method in measuring progress. The use of output method is the best method in measuring progress since the entitlement of the customers to the output performed as of date is easily measured and observed on the basis that POC for the construction of real estate properties is determined using the estimated completion of physical proportion of the contract work.

Determining method to estimate variable consideration and assessing the constraint

The Group includes some or all the amounts of variable consideration estimated but only to the extent that it is highly probable that a significant reversal in the amount of cumulative revenue



recognized will not occur when the uncertainty associated with the variable consideration is subsequently resolved. The Group considers both the likelihood and magnitude of the revenue reversal in evaluating the extent of variable consideration the Group will subject to constraint. Factors such as i) highly susceptibility to factors outside the Group's influence, ii) timing of resolution of the uncertainty, and iii) having a large number and broad range of possible considerations amount are considered.

For Power Group, some contracts with customers provide unspecified quantity of energy, provisional ERC rates, and volume and prompt payment discounts that give rise to variable consideration. In estimating the variable consideration, the Group is required to use either the expected value method or the most likely amount method based on which method better predicts the amount of consideration to which it will be entitled. The expected value method of estimation takes into account a range of possible outcomes while the most likely amount is used when the outcome is binary. It is determined that the expected value method is the appropriate method to use in estimating the variable consideration given the large number of customer contracts that have similar characteristics and the range of possible outcomes.

Allocation of variable consideration

Variable consideration may be attributable to the entire contract or to a specific part of the contract. For power generation, power distribution, ancillary services and retail supply revenue streams which are considered as series of distinct goods or services that are substantially the same and have the same pattern of transfer, the Group allocates the variable amount that is no longer subject to constraint to the satisfied portion (i.e., month) which forms part of the single performance obligation, and forms part of the monthly billing of the Group.

Distinction among real estate inventories, land and improvements, and investment properties

The Group determines whether a property is classified as real estate inventories, land and improvements or investment properties:

- Real estate inventories comprise properties that are held for sale in the ordinary course of business. Principally, these are residential properties that the Group develops and intends to sell before or on completion of construction.
- Land and improvements comprise land and related improvements that are part of the Group's strategic land banking activities for development or sale in the medium or long-term. These properties are neither developed nor available for sale and therefore not yet considered as part of real estate inventories.
- Investment properties comprise land, land improvements and buildings (principally composed of offices, commercial warehouses and retail properties) which are not occupied substantially for use by, or in the operations of, the Group, nor for sale in the ordinary course of business, but are held primarily to earn rental income and for capital appreciation.

The Group considers each property separately in making its judgment.

In 2022, the Group identified certain properties which are no longer being used in operations and that should be transferred to investment property. This transfer resulted to the recognition of revaluation surplus amounting to ₱856.9 million. Total amount transferred to investment property, after revaluation adjustment, is ₱1.1 billion (see Note 15).



Estimates and assumptions

The key assumptions concerning the future and other key sources of estimation uncertainty at the balance sheet date, that have a significant risk of causing a material adjustment to the carrying amounts of assets and liabilities within the next financial year are discussed as follows:

Estimating allowance for impairment losses on investments and advances

Investments and advances are reviewed for impairment whenever events or changes in circumstances indicate that the carrying amount may not be recoverable or impairment recovery for any significant change in the expected historical or projected future operating results of the investees. There were no impairment indicators in 2022 and 2021 based on management's assessment. The carrying amounts of the investments in and advances to associates and joint ventures amounted to ₱195.9 billion and ₱154.8 billion as of December 31, 2022 and 2021, respectively. The allowance for impairment losses amounted to ₱680.7 million as of December 31, 2022 and 2021 (see Note 10).

Assessing impairment of goodwill

The Group determines whether goodwill is impaired at least on an annual basis. This requires an estimation of the value in use of the cash-generating units to which the goodwill is allocated. Estimating the value in use requires the Group to make an estimate of the expected future cash flows from the cash-generating unit and also to choose a suitable discount rate in order to calculate the present value of those cash flows. The carrying amount of goodwill as of December 31, 2022 and 2021 amounted to ₱60.0 billion and ₱57.6 billion, respectively (see Note 14). Goodwill impairment recognized in 2022 amounted to ₱431.6 million. No impairment of goodwill was recognized in 2021 and 2020.

Estimating useful lives of property, plant and equipment

The Group estimates the useful lives of property, plant and equipment based on the period over which assets are expected to be available for use. The estimated useful lives of property, plant and equipment are reviewed periodically and are updated if expectations differ from previous estimates due to physical wear and tear, technical or commercial obsolescence and legal or other limits on the use of the assets. In addition, the estimation of the useful lives of property, plant and equipment is based on collective assessment of internal technical evaluation and experience with similar assets. It is possible, however, that future results of operations could be materially affected by changes in estimates brought about by changes in the factors and circumstances mentioned above. As of December 31, 2022 and 2021, the net book values of property, plant and equipment, excluding land and construction in progress, amounted to ₱172.6 billion and ₱173.4 billion, respectively (see Note 13).

Estimating residual value of property, plant and equipment

The residual value of the Group's property, plant and equipment is estimated based on the amount that the entity would obtain from disposal of the asset, after deducting estimated costs of disposal, if the asset is already of the age and in the condition expected at the end of its useful life. The estimated residual value of each asset is reviewed periodically and updated if expectations differ from previous estimates. As of December 31, 2022 and 2021, the net book values of property, plant and equipment, excluding land, amounted to ₱186.0 billion and ₱180.9 billion, respectively (see Note 13).



Estimating useful lives of intangible asset - service concession rights

The Group estimates the useful lives of intangible asset arising from service concessions based on the period over which the asset is expected to be available for use which is 18 to 25 years. The Group has not included any renewal period on the basis of uncertainty, as of balance sheet date, of the probability of securing renewal contract at the end of the original contract term. As of December 31, 2022 and 2021, the net book value of intangible asset - service concession rights amounted to ₱14.1 billion and ₱13.1 billion, respectively (see Note 14).

Estimating useful life of franchise

The Group estimates the useful life of VECO's distribution franchise based on the period over which the asset is estimated to be available for use which is 40 years. As of December 31, 2022 and 2021, the carrying value of franchise amounted to ₱2.3 billion and ₱2.4 billion, respectively (see Note 14).

Assessing impairment of nonfinancial assets

The Group assesses whether there are any indicators of impairment for nonfinancial assets at each balance sheet date. These nonfinancial assets (other current assets, property, plant and equipment, intangible assets (excluding goodwill), and other noncurrent assets) are tested for impairment when there are indicators that the carrying amounts may not be recoverable.

Determining the recoverable amount of these assets, which require the determination of future cash flows expected to be generated from the continued use and ultimate disposition of such assets, requires the Group to make estimates and assumptions that can materially affect its consolidated financial statements. Future events could cause the Group to conclude that the other current assets, property, plant and equipment, intangible assets (excluding goodwill) and other noncurrent assets are impaired. Any resulting impairment loss could have a material adverse impact on the consolidated balance sheets and consolidated statements of income. The aggregate net book values of these assets as of December 31 are as follows:

	2022	2021
Property, plant and equipment (see Note 13)	₱224,711,720	₱220,018,207
Other current assets (see Note 7)	17,730,130	12,632,570
Intangible assets (see Note 14)	18,384,823	16,762,991
Other noncurrent assets (see Note 16)	11,905,767	9,559,925
	₱272,732,440	₱258,973,693

Impairment losses and write-offs recognized on these nonfinancial assets in 2022, 2021 and 2020 amounted to ₱1.1 billion, ₱0.7 billion and ₱0.2 billion, respectively.

Measurement of ECL

ECLs are derived from unbiased and probability-weighted estimates of expected loss, and are measured as follows:

- *Financial assets that are not credit-impaired at the balance sheet date:* as the present value of all cash shortfalls over the expected life of the financial asset discounted by the effective interest rate. The cash shortfall is the difference between the cash flows due to the Group in accordance with the contract and the cash flows that the Group expects to receive.



- *Financial assets that are credit-impaired at the balance sheet date:* as the difference between the gross carrying amount and the present value of estimated future cash flows discounted by the effective interest rate.
- *Undrawn loan commitments:* as the present value of the difference between the contractual cash flows that are due to the Group if the commitment is drawn down and the cash flows that the Group expects to receive.
- *Financial guarantee contracts:* as the expected payments to reimburse the holder less any amounts that the Group expects to recover.

The Group leverages existing risk management indicators (e.g. internal credit risk classification and restructuring triggers), credit risk rating changes and reasonable and supportable information which allows the Group to identify whether the credit risk of financial assets has significantly increased.

Inputs, assumptions and estimation techniques

The ECL is measured on either a 12-month or lifetime basis depending on whether a significant increase in credit risk has occurred since initial recognition or whether an asset is considered to be credit-impaired. Expected credit losses are the discounted product of the Probability of Default (PD), Loss Given Default (LGD), and Exposure at Default (EAD), defined as follows:

- *Probability of default*
The PD represents the likelihood of a borrower defaulting on its financial obligation, either over the next 12 months, or over the remaining life of the obligation. PD estimates are estimates at a certain date, which are calculated based on statistical rating models, and assessed using rating tools tailored to the various categories of counterparties and exposures. If a counterparty or exposure migrates between rating classes, then this will lead to a change in the estimate of the associated PD. PDs are estimated considering the contractual maturities of exposures. The 12-months and lifetime PD represent the expected point-in-time probability of a default over the next 12 months and remaining lifetime of the financial instrument, respectively, based on conditions existing at the balance sheet date and future economic conditions that affect credit risk.
- *Loss given default*
Loss Given Default represents the Group's expectation of the extent of loss on a defaulted exposure, taking into account the mitigating effect of collateral, its expected value when realized and the time value of money. LGD varies by type of counterparty, type of seniority of claim and availability of collateral or other credit support. LGD is expressed as a percentage loss per unit of EAD.

Exposure at default

EAD is based on the amounts the Group expects to be owed at the time of default, over the next 12 months or over the remaining lifetime.

The ECL is determined by projecting the PD, LGD, and EAD for each future month and for each individual exposure or collective segment. These three components are multiplied together and adjusted for the likelihood of survival (i.e. the exposure has not prepaid or defaulted in an earlier month). This effectively calculates an ECL for each future month, which is then discounted back to the balance sheet date and summed. The discount rate used in the ECL calculation is the original effective interest rate or an approximation thereof.



The lifetime PD is developed by applying a maturity profile to the current 12-month PD. The maturity profile looks at how defaults develop on a portfolio from the point of initial recognition throughout the lifetime of the loans. The maturity profile is based on historical observed data and is assumed to be the same across all assets within a portfolio and credit grade band. This is supported by historical analysis. The 12-month and lifetime EADs are determined based on the expected payment profile, which varies by customer segment.

The 12-month and lifetime LGDs are determined based on the factors which impact the recoveries made post default. LGDs are typically set at product level due to the limited differentiation in recoveries achieved across different borrowers. These LGD's are influenced by collection strategies including contracted debt sales and price.

The assumptions underlying the ECL calculation, such as how the maturity profile of the PDs change, are monitored and reviewed on a quarterly basis.

Simplified approach for trade receivables and contract assets

The Group uses a provision matrix to calculate ECLs for trade receivables and contract assets. The provision rates are based on days past due for various customer segments that have similar loss patterns (i.e., by geography, product type, customer type and rating, and coverage by letters of credit).

The provision matrix is initially based on the Group's historical observed default rates. The Group will calibrate the matrix to adjust the historical credit loss experience with forward-looking information. For instance, if forecast economic conditions (i.e., gross domestic product) are expected to deteriorate over the next year which can lead to an increased number of defaults in the industrial segment, the historical default rates are adjusted. At every balance sheet date, the historical observed default rates are updated and changes in the forward-looking estimates are analyzed.

The assessment of the correlation between historical observed default rates, forecast economic conditions and ECLs is a significant estimate. The amount of ECLs is sensitive to changes in circumstances and of forecast economic conditions. The Group's historical credit loss experience and forecast of economic conditions may also not be representative of customer's actual default in the future.

There have been no significant changes in estimation techniques or significant assumptions made during the reporting period.

Incorporation of forward-looking information

The Group incorporates forward-looking information into both its assessment of whether the credit risk of an instrument has increased significantly since its initial recognition and its measurement of ECL.

The base case represents a most-likely outcome and is aligned with information used by the Group for other purposes such as strategic planning and budgeting. The other scenarios represent more optimistic and more pessimistic outcomes. Periodically, the Group carries out stress testing of more extreme shocks to calibrate its determination of these other representative scenarios.



The Group has identified and documented key drivers of credit risk and credit losses of each portfolio of financial instruments and, using an analysis of historical data, has estimated relationships between macro-economic variables and credit risk and credit losses.

The macro-economic variables include the following key indicators for the Philippines: unemployment rates, inflation rates, gross domestic product growth and net personal income growth.

Predicted relationship between the key indicators and default and loss rates on various portfolios of financial assets have been developed based on analyzing historical data over the past 5 years. The methodologies and assumptions including any forecasts of future economic conditions are reviewed regularly.

The Group has not identified any uncertain event that it has assessed to be relevant to the risk of default occurring but where it is not able to estimate the impact on ECL due to lack of reasonable and supportable information.

An increase in the Group's allowance for ECL of trade and other receivables will increase the Group's recorded expenses and decrease current assets. As of December 31, 2022 and 2021, allowance for ECL amounted to ₱4.8 billion and ₱4.4 billion, respectively. Trade and other receivables, net of allowance for ECL, amounted to ₱61.6 billion and ₱48.4 billion as of December 31, 2022 and 2021, respectively (see Note 5).

Estimating allowance for inventory obsolescence

The Group estimates the allowance for inventory obsolescence based on the status of inventories. The amounts and timing of recorded expenses for any period would differ if different judgments or different estimates are made. An increase in allowance for inventory obsolescence would increase recorded expenses and decrease current assets. As of December 31, 2022 and 2021, allowance for inventory obsolescence amounted to ₱27.3 million and ₱27.5 million, respectively. The carrying amounts of inventories, including land and improvements, net of valuation allowance, amounted to ₱46.2 billion and ₱32.0 billion as of December 31, 2022 and 2021, respectively (see Note 6).

Estimating the incremental borrowing rate (IBR)

The Group cannot readily determine the interest rate implicit in the lease, therefore, it uses its IBR to measure lease liabilities. The IBR is the rate of interest that the Group would have to pay to borrow over a similar term, and with a similar security, the funds necessary to obtain an asset of a similar value to the right-of-use asset in a similar economic environment. The IBR therefore reflects what the Group 'would have to pay', which requires estimation when no observable rates are available or when they need to be adjusted to reflect the terms and conditions of the lease. The Group estimates the IBR using observable inputs (such as market interest rates) when available and is required to make certain entity-specific estimates.

The carrying amount of the lease liabilities amounted to ₱27.9 billion and ₱34.3 billion as of December 31, 2022 and 2021, respectively (see Note 22).

Estimating decommissioning liability

Under the Geothermal Resource Service Contract (GRSC), the Group has a legal obligation to decommission, abandon and perform surface rehabilitation on its steam field asset at the end of its useful life. The Group also has a legal obligation under its land lease agreements to decommission



the power plants at the end of its lease term. The Group recognizes the present value of the obligation to decommission the plant, abandon and perform surface rehabilitation of the steam field asset and capitalizes the present value of this cost as part of the balance of the related property, plant and equipment, which are being depreciated and amortized on a straight-line basis over the useful life of the related asset.

These costs are accrued based on in-house estimates, which incorporates estimates of the amount of obligations and interest rates, if appropriate. Assumptions used to compute the provision are reviewed and updated annually. Each year, the provision is increased to reflect the accretion of discount and to accrue an estimate for the effects of inflation, with charges being recognized as accretion expense, included under "Interest expense" in the consolidated statements of income.

Changes in the decommissioning liability that result from a change in the current best estimate of cash flows required to settle the obligation or a change in the discount rate are added to (or deducted from) the amount recognized as the related asset and the periodic unwinding of the discount on the liability is recognized in the consolidated statement of income as it occurs.

While the Group has made its best estimate in establishing the decommissioning provision, because of potential changes in technology as well as safety and environmental requirements, plus the actual time scale to complete decommissioning activities, the ultimate provision requirements could either increase or decrease significantly from the Group's current estimates.

The amounts and timing of recorded expenses for any period would be affected by changes in these factors and circumstances.

Decommissioning liability amounted to ₱5.7 billion as of December 31, 2022 and 2021, respectively (see Note 21).

Recognition of deferred income tax assets

The Group reviews the carrying amounts of deferred income tax assets at each balance sheet date and reduces deferred income tax assets to the extent that it is no longer probable that sufficient taxable income will be available to allow all or part of the deferred income tax assets to be utilized. The Group has deferred income tax assets amounting ₱4.9 billion and ₱4.3 billion as of December 31, 2022 and 2021, respectively (see Note 32).

Details of the Group's recognized and unrecognized deferred income tax assets are discussed in Note 32.

Pension benefits

The costs of defined benefit pension plans, as well as the present value of the pension obligation, are determined using actuarial valuations. The actuarial valuation involves making various assumptions. These include the determination of the discount rates, future salary increases, mortality rates and future pension increases. Due to the complexity of the valuation, the underlying assumptions and its long-term nature, defined benefit obligations are highly sensitive to changes in these assumptions. All assumptions are reviewed at each balance sheet date.

Net benefit expense amounted to ₱697.9 million in 2022, ₱448.6 million in 2021 and ₱353.7 million in 2020. The net pension assets as of December 31, 2022 and 2021 amounted to ₱487.1 million and



₱293.2 million, respectively. Net pension liabilities as of December 31, 2022 and 2021 amounted to ₱756.4 million and ₱493.3 million, respectively (see Note 30).

In determining the appropriate discount rate, management considers the interest rates of government bonds that are denominated in the currency in which the benefits will be paid, with extrapolated maturities corresponding to the expected duration of the defined benefit obligation.

The mortality rate is based on publicly available mortality tables for the specific country and is modified accordingly with estimates of mortality improvements. Future salary increases and pension increases are based on expected future inflation rates for the specific country. Further details about the assumptions used are provided in Note 30.

Fair value less estimated costs to sell of biological assets

The Group determines the most reliable estimate of fair value less estimated costs to sell of its biological assets. Fair value reflects the most recent market transaction price provided that there has been no significant change in economic circumstances between the date of transaction and balance sheet date. Point-of-sale cost is estimated based on recent transactions and is deducted from the fair value in order to measure the biological assets at balance sheet date.

As of December 31, 2022 and 2021, the carrying value of the consumable biological assets amounted to ₱1.1 billion (see Note 8).

Fair value of financial instruments

When the fair values of financial assets and financial liabilities recorded in the consolidated balance sheet cannot be measured based on quoted prices in active markets, their fair value is measured using valuation techniques including the discounted cash flow (DCF) model. The inputs to these models are taken from observable markets where possible, but where this is not feasible, a degree of judgement is required in establishing fair values. Judgments include considerations of inputs such as liquidity risk, credit risk and volatility. Changes in assumptions about these factors could affect the reported fair value of financial instruments. See Note 36 for further disclosures.

Contingent consideration, resulting from business combinations, is valued at fair value at the acquisition date as part of the business combination. When the contingent consideration meets the definition of a financial liability, it is subsequently re-measured to fair value at each balance sheet date. The determination of the fair value is based on discounted cash flows.

Revaluation of investment properties

The Group carries its investment properties at fair value, with changes in fair value being recognized in the consolidated statements of income. The Group engaged an independent valuation specialist to assess the fair values of these properties. For these assets, the valuation methodology used was Sales Comparison Approach. This method considers the sales of similar or substitute properties and related market data and establishes a value estimate by processes involving comparison (see Note 15).

Legal contingencies

The estimate of probable costs for the resolution of possible claims has been developed in consultation with outside counsels handling the Group's defense in these matters and is based upon an analysis of potential results. No provision for probable losses arising from legal contingencies was



recognized in the Group's consolidated financial statements for the years ended December 31, 2022, 2021 and 2020.

4. Cash and Cash Equivalents

	2022	2021
Cash on hand and in banks	₱41,041,123	₱69,873,600
Short-term deposits	60,485,137	77,660,435
	₱101,526,260	₱147,534,035

Cash in banks earn interest at floating rates based on daily bank deposit rates. Short-term deposits are made for varying periods up to three months depending on the immediate cash requirements of the Group, and earn interest at the respective short-term deposit rates. Interest income earned from cash and cash equivalents amounted to ₱1.0 billion in 2022, ₱0.5 billion in 2021 and ₱0.9 billion in 2020, respectively (see Note 36).

5. Trade and Other Receivables

	2022	2021
Trade receivables		
Power (see Note 36)	₱30,196,685	₱22,637,873
Food manufacturing	10,296,324	9,606,123
Real estate	11,299,169	9,672,636
Holding and others	4,742,730	1,418,008
	56,534,908	43,334,640
Nontrade receivables	8,125,105	7,790,692
Dividends receivable (see Note 10)	792,000	1,192,000
Advances to contractors	285,715	202,394
Others	702,915	297,928
	66,440,643	52,817,654
Less allowance for expected credit losses	4,791,957	4,430,583
	61,648,686	48,387,071
Less noncurrent portion	329,538	366,651
	₱61,319,148	₱48,020,420

Trade receivables, except real estate receivables, are generally non-interest bearing and on 10 - 30 days' terms.

For terms and conditions relating to related party receivables, refer to Note 35.

Advances to contractors refer to noninterest-bearing advance payments made for acquisition of inventories and services which are offset against progress billings to be made by the suppliers.



Non-trade receivable relates mostly to claims from insurance against the property damage, TLI's accrual of income from coal commodity hedge and advances to partners in GMEC. This account also includes, receivable from disposal of property held for sale in 2021 and reimbursable expenses from contractors and customers of the real estate group.

Other receivables include accrued interest income.

Trade Receivables of Real Estate Group

Contractual maturities of trade receivables from sale of real estate inventories range from 1 to 180 months. Current and noncurrent portion of these receivables amounted to ₱11.0 billion and ₱0.3 billion, respectively, as of December 31, 2022, and ₱9.4 billion and ₱0.3 billion, respectively, as of December 31, 2021.

Trade receivables of real estate group include contract assets amounting to ₱5.3 billion and ₱2.6 billion as of December 31, 2022 and 2021, respectively. Contract assets represent excess of recognized revenues from contracts with real estate customers determined based on percentage-of-completion, against amounts billed to customers.

The rollforward analysis of allowance for expected credit losses is presented below:

December 31, 2022

	Trade Receivables			Total
	Power	Food Manufacturing	Real Estate	
At beginning of year	₱3,018,981	₱1,255,906	₱155,696	₱4,430,583
Disposal of a subsidiary (see Note 9)	—	(65,877)	—	(65,877)
Provisions (see Note 28)	133,735	146,065	851	280,651
Write-off	(215,685)	—	(208)	(215,893)
Reversals/recovery/others	392,366	(29,873)	—	362,493
At end of year	₱3,329,397	₱1,306,221	₱156,339	₱4,791,957

December 31, 2021

	Trade Receivables			Total
	Power	Food Manufacturing	Real Estate	
At beginning of year	₱2,276,373	₱986,646	₱160,672	₱3,423,691
Provisions (see Note 28)	1,089,566	277,873	—	1,367,439
Write-off	(204,940)	(10,322)	(4,976)	(220,238)
Reversals/recovery/others	(142,018)	1,709	—	(140,309)
At end of year	₱3,018,981	₱1,255,906	₱155,696	₱4,430,583

Reversals of allowance for expected credit losses are presented as part of "Others - net" under "Other income (expense) - net" account in the consolidated statements of income.



6. Inventories and Land and Improvements

Inventories

	2022	2021
At cost:		
Fuel	₱8,092,930	₱3,399,155
Materials, parts and supplies	8,601,104	6,330,406
Real estate inventories	8,726,858	5,571,339
Raw materials	2,146,021	3,103,215
Land and improvements	4,662,718	2,898,818
Finished goods (see Note 28)	2,928,323	1,437,567
Work in progress	36,198	21,223
At NRV:		
Wheat grains and other raw materials	9,569,405	8,229,431
Materials, parts and supplies	1,397,985	1,001,305
	₱46,161,542	₱31,992,459

The cost of inventories recognized as part of cost of generated power in the consolidated statements of income amounted to ₱52.2 billion in 2022, ₱27.5 billion in 2021 and ₱19.7 billion in 2020 (see Note 28). The cost of inventories recognized as part of operating expenses in the consolidated statements of income amounted to ₱604.3 million in 2022, ₱272.1 million in 2021 and ₱305.8 million in 2020 (see Note 28).

Cost of inventories carried at NRV amounted to ₱11.0 billion and ₱9.2 billion as of December 31, 2022 and 2021, respectively.

A summary of the movement in real estate inventories is set out below:

	2022	2021
At January 1	₱5,571,339	₱4,761,107
Construction/development costs incurred	4,807,896	1,218,748
Land acquired during the year	—	1,594,136
Contract cost asset related to capitalized sales commissions	116,400	198,732
Land costs transferred from land and improvements	1,078,415	—
Reversal of capitalized commission related to forfeited units	(33,201)	(13,027)
Amortization of capitalized contract cost asset (recognized as cost of real estate inventories sold)	(102,720)	(86,826)
Cost of real estate inventories sold	(2,711,271)	(2,101,531)
At December 31	₱8,726,458	₱5,571,339



A summary of the movement in land and improvement is set out below:

	2022	2021
At January 1	₱2,898,818	₱3,039,972
Additions	2,681,268	—
Transfers to real estate inventories	(1,078,415)	—
Other transfers/adjustments	161,047	(141,154)
At December 31	₱4,662,718	₱2,898,818

7. Other Current Assets

	2022	2021
Short-term cash deposits	₱20,915,669	₱6,986,505
Restricted cash	6,023,425	4,073,381
Prepaid expenses	5,563,710	3,965,498
Insurance assets	4,911,073	2,440,819
Input VAT	3,407,192	2,073,926
Advances to suppliers	1,536,681	864,879
Biological assets (see Note 8)	1,062,040	1,110,023
Advances to NGCP	551,506	615,785
Deposits for land acquisition	9,176	1,058,123
Others	2,302,298	2,229,325
	₱46,282,770	₱25,418,264

Short-term cash deposits are fixed-term deposits with maturities of more than three months to less than one year from dates of acquisition. These earn interest at the respective bank deposit rates. Interest income earned from short-term cash deposits amounted to ₱750.0 million in 2022, ₱24.2 million in 2021 and ₱0.3 million in 2020, respectively (see Note 36).

Restricted cash represents proceeds from sale of power under the control of trustees of TVI and TSI's lenders as per loan agreement (see Note 19). The asset will be used to pay the current portion of loans payable, interest payments and operating costs in the following period.

Prepaid expenses mainly include prepaid taxes and prepayments for insurance.

Advances to NGCP pertains to TVI's cost of construction and installation of substation and transmission facilities which are subject for reimbursement.

"Others" include asset held for sale and income tax refundable.



8. Biological Assets

	2022	2021
Presented under Other Current Assets		
(see Note 7):		
Market hogs	₱505,405	₱591,807
Piglets	319,260	323,180
Growing stocks	236,595	177,850
Others	780	17,186
	1,062,040	1,110,023
Presented under Other Noncurrent Assets:		
Bearers (breeders) (see Note 16)	158,792	166,271
	₱1,220,832	₱1,276,294

As of December 31, 2022 and 2021, biological assets are measured at fair value under Level 3 input. Fair values are determined based on average market selling prices at balance sheet date. Market hogs, piglets, growing stocks and others are measured at fair value less estimated costs to sell.

During the years ended December 31, 2022 and 2021, there were no transfers between Level 1 and Level 2 fair value measurements, and no transfers into and out of Level 3 fair value measurements.

The reconciliation of changes in the carrying amount of consumable biological assets follows:

	2022	2021
At beginning of year	₱1,276,294	₱933,704
Additions	884,268	1,052,236
Sales at fair value	(532,453)	(578,149)
Transferred to breeding herd	(300,608)	(268,371)
Increase (decrease) in fair value (see Notes 28 and 31)	(111,768)	133,774
Others	5,099	3,100
At end of year	₱1,220,832	₱1,276,294

Consumable biological assets are included under “Other current assets” account while bearers are included under “Other noncurrent assets” account in the consolidated balance sheets (see Notes 7 and 16).

9. Acquisitions and Disposals of Shares of Stock of Subsidiaries

a. Sale of AP shares

On December 16, 2021, AEV completed the sale of its 25% ownership in AP to JERA Asia Private Limited. Total consideration for the sale was \$1.46 billion or ₱73.1 billion. This sale reduced the Company’s ownership in AP from 77% to 52% but did not result to a loss of control over AP and is considered as an equity transaction, as a sale of non-controlling interest, accordingly, the gain from the sale totaling to ₱35.5 billion is recognized directly in equity as part of “Equity reserves”.



- 59 -

b. Acquisition of additional interest from non-controlling interests in GCMH Group

In January 2021, GCMH acquired the remaining 30% equity interest in (GCSSB).

In November 2021, GCMH acquired the remaining 30% equity interest in (GCMG).

The total consideration for the acquisitions amounted to RM 75.2 million or ₱897.7 million.

The carrying value of non-controlling interest acquired is ₱1.1 billion. GCMH recognized the ₱208.0 million difference between the consideration and carrying value of the additional interest acquired as "Acquisition of non-controlling interests", an equity reserve account.

The completion of the transaction increased GCMH Group's equity interest in GCMG and GCSSB to 100%.

c. Disposal of GCFL

In December 2022, the Group completed the sale of the Group's 100% interest in GCFL held through GCMH and Glen Arbor Holdings for a total consideration of \$2.2 million (₱124.0 million) to New Anthony's Farms (PVT) Ltd.



10. Investments and Advances

	2022	2021
Acquisition cost:		
Balance at beginning of year	₱104,462,005	₱102,434,357
Additions during the year	30,733,004	2,687,648
Disposal	—	(660,000)
Balance at end of year	135,195,009	104,462,005
Accumulated share in net earnings:		
Balances at beginning of year	51,656,634	44,585,338
Share in net earnings for the year	20,781,865	17,245,643
Newly consolidated subsidiary	—	1,007
Disposals during the year	—	6,742
Cash dividends received and receivable	(5,334,283)	(10,182,096)
Balance at end of year	67,104,216	51,656,634
Equity reserve	1,014,136	1,014,136
Share in net unrealized mark-to-market gains on FVOCI investments of associates	(6,908,680)	(609,141)
Share in cumulative translation adjustments of associates and joint ventures	1,020,800	109,898
Share in actuarial losses on retirement benefit plan of associates and joint ventures	(897,997)	(1,148,110)
	196,527,484	155,485,422
Less allowance for impairment losses	680,731	680,731
	195,846,753	154,804,691
Advances to associates	8,992	10,922
	₱195,855,745	₱154,815,613



The Group's investees and the corresponding equity ownership are as follows:

	Nature of Business	Percentage of ownership		
		2022	2021	2020
MORE ¹ (see Note 3)	Holding	83.33	83.33	83.33
GNPD ¹ (see Note 3)	Power generation	70.00	70.00	70.00
AEV CRH (see Note 3)	Holding	60.00	60.00	60.00
AA Thermal ¹ & ² (see Notes 3)	Holding	60.00	60.00	60.00
Cebu District Property Enterprise, Inc. (CDPEI) ¹ *	Real estate	50.00	50.00	50.00
Cebu Homegrown Developers, Inc. (CHDI)	Real estate	—	—	50.00
Union Bank of the Philippines (UBP)	Banking	49.92	49.66	49.34
Hijos de F. Escaño, Inc. (Hijos)	Holding	46.73	46.73	46.73
CRH ABOITIZ Holdings, Inc. (CRH ABOITIZ)	Holding	45.00	45.00	45.00
Mazaraty Energy Corporation (MEC)	Retail electricity supplier	44.87	44.87	44.87
San Fernando Electric Light & Power Co., Inc. (SFELAPCO)	Power distribution	43.78	43.78	43.78
Pampanga Energy Ventures, Inc. (PEVI)	Holding	42.84	42.84	42.84
Electricidad, Inc.*	Power generation	—	—	40.00
STEAG	Power generation	34.00	34.00	34.00
GMR Megawide Cebu Airport Corporation (GMCAC)	Airport operations	33.33	—	—
Cebu Energy Development Corp. (CEDC)	Power generation	26.40	26.40	26.40
Redondo Peninsula Energy, Inc. (RP Energy) *	Power generation	25.00	25.00	25.00
Gold Coin Feed Mills (B) Sdn. Bhd.**	Feedmills	20.00	20.00	20.00
Southern Philippines Power Corporation (SPPC)	Power generation	20.00	20.00	20.00
Western Mindanao Power Corporation (WMPC)	Power distribution	20.00	20.00	20.00
Balibago Water Systems, Inc. (BWSI) ³	Water distribution	15.94	15.94	15.94
Singlife Philippines Inc. [SLPI] ³	Insurance	15.00	15.00	15.00
Unity Digital Infrastructure Inc. ¹	Services	50.00	100.00	—
Jin Fu Boar Stud Farm (Mengzi) Co., Ltd***	Food manufacturing	20.00	—	—

¹Joint ventures.

²Economic interest.

³Significant influence by virtue of the board seat held by the Group.

*No commercial operations as of December 31, 2022.

**Registered in Malaysia and is part of GCMH Group.

***Registered in China and is part of GCMH Group.

Unless otherwise indicated, the principal place of business and country of incorporation of the Group's associates and joint ventures are in the Philippines. All investees above are associates except as otherwise indicated.

All ownership percentages presented in the table above are direct ownership of the Group except for GNPD and SFELAPCO. As of December 31, 2022, AA Thermal has an indirect ownership in GNPD of 50% while the Group's direct ownership in GNPD is 40% resulting to the Group's effective ownership in GNPD of 70%. PEVI has direct ownership in SFELAPCO of 54.83% while the Group's direct ownership in SFELAPCO is 20.29% resulting to the Group's effective ownership in SFELAPCO of 43.78%.

As of December 31, 2022 and 2021, the undistributed earnings of the associates and joint ventures included in the Group's retained earnings are not available for distribution to the stockholders unless declared by the associates and joint ventures (see Note 24).

2022

GMCAC

GMCAC's primary purpose is to engage in the business of building, rehabilitating, renovating, constructing, developing, operating, and maintaining the Mactan Cebu International Airport (MCIA), including the commercial assets thereof and all allied businesses for the operation and maintenance of said airport facility.



- 62 -

GMCAC was established for the purpose of implementing the provisions of the Concession Agreement that was signed last April 22, 2014 between the Department of Transportation (DOTr), previously Department of Transportation and Communications (DOTC), and Mactan-Cebu International Airport Authority (MCIAA) (collectively, the Grantors), and Megawide Construction Corporation (MCC), an entity duly organized and registered in the Philippines and whose shares of stock are listed in the Philippine Stock Exchange, and GMR Infrastructure Limited (GIL), an entity duly organized and registered in India and whose shares of stock are listed in the Bombay Stock Exchange and National Stock Exchange. The Grantors are agencies of the Philippine Government vested with the power and authority to develop dependable and coordinated transportation systems and to principally undertake the economical, efficient, and effective control, management, and supervision of the MCIAA.

On December 16, 2022, AIC entered into a Deed of Assignment with Megawide Construction Corporation (MCC) and GMR Airports International B.V. (GAIBV) for the assignment of a portion of their rights, titles, and interest in GMCAC. On said date, MCC assigned in favor of AIC 1,781.4 million GMCAC common shares for ₱6.6 billion while GAIBV ceded 306.5 million GMCAC common shares for ₱1.1 billion.

On the same date, AIC subscribed to 555.4 million common shares of GMCAC and infused equity amounting to ₱1.7 billion. This subscription together with the assignment by MCC and GAIBV of a portion of its interest in GMCAC resulted in AIC acquiring 33 and 1/3% minus one share ownership in GMCAC. As of December 31, 2022, GMCAC is owned by MCC, GAIBV and AIC by 33 1/3% each.

Following is the summarized financial information of GMCAC as of December 31, 2022:

Total current assets	₱2,401,416
Total noncurrent assets	35,660,709
Total current liabilities	(3,551,516)
Total noncurrent liabilities	(25,545,364)
<u>Equity</u>	<u>₱8,965,245</u>

Exchangeable notes

On December 16, 2022, AIC entered into an Exchangeable Note Agreement with MCC and GAIBV where MCC and GAIBV will issue unsecured and non-interest bearing notes from MCC and GAIBV amounting to ₱7.8 billion each for the funds advanced by AIC to the two entities.

The exchangeable notes allow MCC and GAIBV to exchange the notes for a fixed number of shares of GMCAC at maturity date in 2024 or to settle in cash at any time before 2024 subject to an imposition of interest.

The exchangeable notes contain an embedded derivative related to the exchange option and cash settlement feature and put option. The Group has determined that the embedded derivative cannot be bifurcated from the host contract and, as such, the entire exchangeable notes are carried at fair value.

The fair value of the exchangeable notes, including the embedded derivative, was determined using a binomial model. The key inputs and assumptions used in the model include the current stock price of GMCAC, the expected volatility of stock price, the risk-free interest rate and the credit spread.



The fair value of the exchangeable notes from MCC and GAIBV amounted to ₱15.5 billion as of December 31, 2022 (see Note 16).

The Company has performed a sensitivity analysis on the fair value of the exchangeable notes with respect to changes in the key inputs and assumptions used in the binomial model. Based on this analysis, the Company has concluded that there are no reasonably possible changes in the key inputs that would cause the fair value of the exchangeable notes to materially differ from the carrying amount.

Details of the fair value methodology and significant inputs used are as follows:

	Fair value at December 31, 2021	Valuation technique	Significant unobservable inputs	Values
Exchangeable notes	₱15,526,400	Binomial Model	Dividend yield	– %
			Historical stock volatility	35.21%
			Equity spot price	₱3.52

UBP

In 2022, the Company exercised its option to avail from UBP's stock rights offering amounting to ₱20.2 billion.

UDII

In 2022, the Group made capital contributions to UDII amounting to ₱995.0 million.

2021

GNPD

In 2021, the Group, through TPI and AA Thermal, made capital contributions to GNPD amounting to ₱952.1 million.

UDII

In 2021, the Group made capital contributions to UDII amounting to ₱993.7 million.

UBP

In 2021, the Group acquired 4.8 million additional shares of UBP for a total consideration of ₱384.6 million.

CDPEI

In 2021, the Group made capital contributions to CDPEI amounting to ₱310.0 million.

SLPI

In 2021, the Group made capital contributions to SLPI amounting to ₱45.0 million.



CHDI

In 2021, Aboitizland sold its 50% equity interest in CHDI for ₱609.0 million.

Electricidad, Inc.

In 2021, the Group, through ARI acquired 100% of Electricidad, Inc. from TPI (40%) and La Filipina Uy Gongco Corporation (60%) at its par value of ₱0.2 million. As a result, Electricidad, Inc. (formerly an associate) became a subsidiary.

The detailed carrying values of investees, which are accounted for under the equity method, follow:

	2022	2021
UBP	₱77,700,780	₱59,428,617
GNPD/ATI	60,096,334	48,681,280
AEV CRH	24,601,644	25,245,843
GMCAC	9,494,813	—
MORE	9,292,756	8,151,748
STEAG	3,592,972	3,211,116
CEDC	3,075,932	2,928,493
UDII	1,865,697	960,008
CDPEI	1,708,053	1,721,667
CRH ABOITIZ	1,697,195	1,694,840
SFELAPCO/PEVI	1,110,270	1,023,892
BWSI	651,155	620,870
WMPC	174,927	179,639
RP Energy	93,418	361,663
SPPC	42,341	48,368
Others	648,466	546,647
	₱195,846,753	₱154,804,691



The fair value of the investment in UBP for which there is a published price quotation amounted to ₱92.1 billion and ₱60.3 billion as of December 31, 2022 and 2021, respectively. Following is the summarized financial information of significant associates and joint ventures:

	2022	2021	2020
UBP			
Total current assets	₱158,162,594	₱189,859,889	₱199,808,679
Total noncurrent assets	942,161,459	646,963,055	579,640,542
Total current liabilities	(892,531,148)	(649,381,089)	(609,454,264)
Total noncurrent liabilities	(51,644,325)	(69,853,986)	(59,853,656)
Equity attributable to equity holders of UBP Parent Company	₱155,303,806	₱116,810,507	₱109,348,591
Gross revenue	₱50,524,771	₱36,327,569	₱38,577,694
Operating profit	16,795,383	15,417,321	12,706,087
Net income attributable to equity holders of the parent	12,668,288	12,887,813	11,866,730
Total comprehensive income attributable to equity holders of the parent	217,026	11,779,111	11,400,379
Group's share in net income	₱6,316,778	₱6,376,021	₱5,855,311
AEV CRH			
Total current assets	₱12,340,769	₱9,043,918	₱9,846,023
Total noncurrent assets	83,687,326	85,060,615	86,791,652
Total current liabilities	(15,582,145)	(13,751,204)	(8,760,495)
Total noncurrent liabilities	(39,280,876)	(37,729,595)	(47,148,627)
Equity attributable to equity holders of AEV CRH Parent Company	₱41,206,807	₱42,664,241	₱40,761,254
Gross revenue	₱27,033,731	₱27,347,174	₱22,436,120
Operating profit	610,522	2,864,011	3,077,040
Net income (loss) attributable to equity holders of the parent	(1,020,435)	1,371,940	1,222,888
Group's share in net income (loss)	(₱612,261)	₱823,164	₱733,733



- 66 -

	2022	2021	2020
GNPD			
Total current assets	₱29,574,563	₱14,738,599	₱949,591
Total noncurrent assets	95,476,181	81,161,930	71,095,383
Total current liabilities	(13,056,358)	(5,173,546)	(2,542,327)
Total noncurrent liabilities	(68,893,301)	(64,794,734)	(56,958,752)
Equity	₱43,101,085	₱25,932,249	₱15,543,895
Gross revenue	₱54,402,996	₱1,725,867	₱—
Operating income (loss)	14,788,321	2,067,594	(752,254)
Net income (loss)	14,898,575	7,495,055	(1,642,379)
Other comprehensive income	—	1,514	—
Group's share in net income (loss)	₱5,959,430	₱2,922,760	(₱683,376)
Additional information:			
Cash and cash equivalents	₱15,250,602	₱6,037,783	₱272,868
Current financial liabilities	11,354,278	1,213,841	2,033,297
Noncurrent financial liabilities	65,075,513	2,133,426	2,146,158
Depreciation and amortization	124,902	8,051	61,005
Interest income	27,177	3,702	590
Interest expense	(246,524)	(24,494)	(63,928)
Income tax expense	1,470,480	807,066	395,945
MORE			
Total current assets	₱63,207	₱655,296	₱1,046,825
Total noncurrent assets	11,122,609	9,672,667	12,724,102
Total current liabilities	(18,506)	(510,947)	(961,848)
Total noncurrent liabilities	(19,890)	(34,918)	(24,516)
Equity	₱11,147,420	₱9,782,098	₱12,784,563
Gross revenue	₱256,847	₱222,460	₱178,636
Operating profit	3,934,504	3,800,149	3,194,516
Net income	3,925,799	3,788,908	3,193,335
Other comprehensive income	36,024	16,501	22,889
Group's share in net income	₱3,271,499	₱3,157,424	₱2,658,476
Additional information:			
Cash and cash equivalents	₱46,149	₱55,669	₱36,165
Current financial liabilities	18,506	9,890	11,745
Noncurrent financial liabilities	—	13,785	43,821
Depreciation and amortization	15,765	20,124	18,163
Interest income	806	500	1,175
Interest expense	(904)	(2,132)	(4,272)
Income tax expense	7,619	4,836	14,373
STEAG			
Total current assets	₱5,633,304	₱3,510,163	₱5,053,099
Total noncurrent assets	9,390,560	9,155,136	9,000,415
Total current liabilities	(2,051,769)	(1,687,950)	(1,605,648)
Total noncurrent liabilities	(3,537,718)	(3,732,167)	(4,205,178)
Equity	₱9,434,377	₱7,245,182	₱8,242,688
Gross revenue	₱9,421,740	₱3,780,615	₱3,941,673
Operating profit	2,020,191	1,242,155	1,504,642
Net income	1,489,499	1,028,755	1,022,111
Other comprehensive income (loss)	41,931	73,301	(42,194)
Group's share in net income	₱381,856	₱218,730	₱210,781



- 67 -

	2022	2021	2020
CEDC			
Total current assets	₱5,498,731	₱4,546,675	₱4,611,404
Total noncurrent assets	10,286,602	11,074,007	11,851,774
Total current liabilities	(3,900,081)	(3,205,091)	(7,751,429)
Total noncurrent liabilities	(4,958,095)	(5,823,525)	(1,008,946)
Equity	₱6,927,157	₱6,592,066	₱7,702,803
Gross revenue	₱14,258,846	₱8,984,184	₱7,718,729
Operating profit	4,199,039	4,111,795	2,726,815
Net income	2,125,080	1,921,029	1,576,645
Other comprehensive income (loss)	60,743	(36,552)	(17,256)
Group's share in net income	₱909,994	₱1,002,882	₱1,002,882
SFELAPCO			
Total current assets	₱1,293,870	₱1,071,258	₱1,112,909
Total noncurrent assets	3,050,709	2,918,480	2,825,295
Total current liabilities	(822,482)	(699,925)	(831,991)
Total noncurrent liabilities	(738,362)	(772,733)	(826,003)
Equity	₱2,783,735	₱2,517,080	₱2,280,210
Gross revenue	₱5,142,904	₱4,674,301	₱4,318,340
Operating profit	658,375	1,336,613	573,989
Net income	560,139	517,748	437,566
Other comprehensive income	78,900	68,923	8,203
Group's share in net income	₱270,374	₱164,080	₱164,080
CRH ABOITIZ			
Total current assets	₱4,636,974	₱4,301,756	₱3,465,478
Total noncurrent assets	894,034	972,387	1,060,228
Total current liabilities	(1,914,806)	(1,649,191)	(1,998,848)
Total noncurrent liabilities	(123,861)	(137,845)	(235,367)
Equity attributable to equity holders of CRH ABOITIZ Parent Company	₱3,492,341	₱3,487,107	₱2,291,491
Gross revenue	₱23,345,275	₱24,523,388	₱19,400,456
Operating profit	912,964	1,853,270	753,143
Net income (loss) attributable to equity holders of the parent	(50,708)	1,155,742	(540,705)
Group's share in net income (loss)	(₱22,819)	₱520,084	(₱243,317)
BWSI			
Total current assets	₱1,000,885	₱1,170,651	₱914,456
Total noncurrent assets	3,210,892	2,740,581	2,442,976
Total current liabilities	(730,743)	(1,089,356)	(874,732)
Total noncurrent liabilities	(796,078)	(831,087)	(588,271)
Equity	₱2,684,956	₱1,990,789	₱1,894,429
Gross revenue	₱2,155,150	₱2,007,370	₱1,771,653
Gross profit	1,079,794	1,026,115	1,017,943
Net income	398,448	353,031	379,214
Group's share in net income	₱63,513	₱56,273	₱60,447



- 68 -

	2022	2021	2020
WMPC			
Total current assets	₱910,761	₱933,419	₱786,831
Total noncurrent assets	242,632	245,101	338,568
Total current liabilities	(162,654)	(210,852)	(203,776)
Total noncurrent liabilities	(110,028)	(67,288)	(80,403)
Equity	₱880,711	₱900,380	₱841,220
Gross revenue	₱1,793,183	₱1,596,258	₱1,390,204
Operating profit	615,791	630,603	427,771
Net income	277,729	351,931	348,795
Other comprehensive income	—	—	—
Group's share in net income	₱55,288	₱71,395	₱69,667
SPPC			
Total current assets	₱144,092	₱142,071	₱149,970
Total noncurrent assets	165,862	189,810	222,642
Total current liabilities	(44,172)	(37,565)	(51,339)
Total noncurrent liabilities	(53,687)	(53,015)	(55,041)
Equity	₱212,095	₱241,301	₱266,232
Gross revenue	₱—	₱—	₱12,857
Operating loss	(7,190)	(9,490)	(56,722)
Net loss	(35,009)	(43,115)	(48,136)
Other comprehensive income	—	—	—
Group's share in net loss	(₱6,028)	(₱4,878)	(₱8,250)
AA Thermal			
Total current assets	₱10,447	₱9,859	₱491,206
Total noncurrent assets	16,775,941	16,775,941	15,998,648
Total current liabilities	(144)	(89)	(134)
Total noncurrent liabilities	(218)	(152)	—
Equity	₱16,786,026	₱16,785,559	₱16,489,720
Gross revenue	₱—	₱—	₱—
Operating profit	—	—	—
Net income	468	—	—
Other comprehensive income	—	—	—
Group's share in net loss	₱—	₱—	(₱6,937)
UDII			
Total current assets	₱701,811	₱1,711,461	₱—
Total noncurrent assets	3,815,575	316,568	—
Total current liabilities	(103,097)	(56,014)	—
Total noncurrent liabilities	(705,722)	(65,726)	—
Equity	₱3,708,567	₱1,906,290	₱—
Gross revenue	₱93,363	₱—	₱—
Operating profit	(178,623)	2,339	—
Net income	(178,623)	2,339	—
Other comprehensive income	—	—	—
Group's share in net income	(₱89,311)	₱1,170	₱—



- 69 -

	2022	2021	2020
Additional information:			
Cash and cash equivalents	₱392,919	₱1,692,003	₱—
Current financial liabilities	78,806	49,658	—
Noncurrent financial liabilities	704,940	64,943	—
Depreciation and amortization	62,160	13	—
Interest income	7,419	238	—
Interest expense	30,894	—	—
Income tax expense	—	—	—
Others*			
Total current assets	₱1,178,719	₱2,522,526	₱2,516,803
Total noncurrent assets	10,057,560	9,903,488	10,768,059
Total current liabilities	(989,577)	384,304	(474,097)
Total noncurrent liabilities	(4,148,194)	4,041,193	(4,546,333)
Gross revenue	₱121,110	₱134,657	₱238,538
Net income (loss)	63,041	(23,844)	(169,835)

*The financial information of insignificant associates and joint ventures is indicated under "Others".

The amounts for SFELAPCO are based on appraised values which are adjusted to historical amounts upon equity take-up of the Group. Using cost method in accounting for property, plant and equipment, net income amounted to ₱610.8 million, ₱517.7 million and ₱449.2 million in 2022, 2021, and 2020, respectively.

11. Material partly - owned subsidiary

As of December 31, 2022 and 2021, the Company has 51.99% interest in AP, a holding company incorporated in the Philippines.

The summarized consolidated financial information as of December 31, 2022, 2021 and 2020 of AP is provided below:

	2022	2021	2020
<i>Consolidated comprehensive income</i>			
Revenue	₱193,993,588	₱134,359,221	₱110,376,649
Cost of sales	129,998,462	74,996,207	54,871,109
Operating expenses	34,192,152	31,153,218	28,625,653
Finance costs - net	12,741,652	13,247,132	13,600,452
Other income - net	15,650,300	9,693,261	7,603,699
Profit before tax	32,711,622	24,655,925	20,883,134
Income tax	3,164,205	2,110,710	6,061,912
Profit for the year	₱29,547,417	₱22,545,215	₱14,821,222
Total comprehensive income	₱36,004,629	₱28,821,731	₱11,997,615
<i>Other financial information</i>			
Total comprehensive income attributable to non-controlling interests	₱2,182,790	₱1,774,414	₱1,698,873
Dividends paid to non-controlling interests	1,380,664	1,687,998	2,350,216



Consolidated balance sheet

	2022	2021
Total current assets	₱132,976,387	₱104,419,937
Total noncurrent assets	344,617,494	322,995,682
Total current liabilities	74,567,875	68,419,553
Total noncurrent liabilities	222,851,238	203,415,363
Equity	₱180,174,768	₱155,580,703
Non-controlling interest	₱9,071,823	₱7,629,621

Consolidated cash flow

	2022	2021
Operating cash flows	₱34,213,337	₱36,327,036
Investing cash flows	(11,442,216)	1,018,171
Financing cash flows	(14,475,876)	(19,103,660)

12. Joint Operation

On May 15, 2014, the Group, through TPI, entered into a shareholders' agreement with TPEC Holdings Corporation (TPEC) for the development, construction and operation of the 400 MW Pagbilao Unit III in Pagbilao, Quezon through Pagbilao Energy Corporation (PEC). TPI and TPEC both agreed to provide their respective capital contributions and subscribe to common shares such that each stockholder owns 50% of the issued and outstanding shares of stock of PEC.

The financial and operating activities of the operation are jointly controlled by the participating shareholders and are primarily designed for the provision of output to the shareholders.

The Group's share of assets, liabilities, revenue, expenses and cash flows of joint operations are included in the consolidated financial statements on a line-by-line basis.

13. Property, Plant and Equipment

	2022	2021
Property, plant and equipment	₱189,854,993	₱184,559,214
Right-of-use asset (see Note 22)	34,856,727	35,458,993
	₱224,711,720	₱220,018,207



		December 31, 2022											
Cost	Building, Warehouses and Improvements	Power Plant and Equipment and Steamfired Assets (see Note 21)	Transmission, Distribution and Substation Equipment	Machinery and Equipment	Transportation Equipment	Office Furniture, Fixtures and Equipment	Leasehold Improvements	Land	Tools and Others	Construction in Progress	Total		
At January 1	\$61,446,891	\$126,267,975	\$25,319,519	\$11,624,708	\$2,813,608	\$16,100,110	\$3,349,237	\$3,674,417	\$6,178,670	\$10,105,230	\$267,050,365		
Additions	228,378	2,288,854	628,742	233,154	420,558	745,822	19,698	82,574	230,206	10,960,520	(58,075)		
Disposals	(41,121)	(68,946)	(3,441)	(287,081)	(351,477)	(69,486)	(100,391)	(7,331)	(841,894)	(6,381)	15,798,506		
Revaluation surplus*	19,943	—	—	—	—	—	—	—	—	—	(88,585)		
Reclassifications/transfers	5,628,831	4,222,363	1,805,287	411,655	660,394	210,748	58,665	(89,593)	(4,073,361)	(5,012,678)	4,084,577		
At December 31	67,286,972	132,600,266	27,750,107	11,986,598	3,550,821	16,985,009	3,417,209	4,105,228	2,299,821	10,046,139	280,094,220		
Accumulated depreciation and amortization	15,055,446	38,866,992	7,133,822	6,559,224	1,898,827	7,031,369	1,149,707	193,384	1,044,099	—	78,932,431		
At January 1	—	—	—	(37,639)	(2,258)	(953)	—	—	—	—	(40,850)		
Disposal of a subsidiary (see Note 9)	1,825,911	6,723,111	857,741	805,652	237,801	930,245	164,392	24,417	102,294	—	11,670,664		
Depreciation and amortization (see Note 28)	(26,186)	(69,477)	(1,094)	(225,132)	(146,935)	(77,009)	(10,282)	(415)	(1,665)	—	(561,135)		
Reclassifications/transfers	(1,282,692)	3,573,282	(25,317)	(107,884)	21,412	(78,265)	9,794	(10,037)	(403,267)	—	1,890,042		
At December 31	15,572,519	49,093,868	7,965,393	6,993,921	2,201,223	7,805,387	1,313,611	207,249	732,481	—	91,891,452		
Accumulated impairment	9,955	787,486	77,941	—	2,088	66,360	251	—	—	2,645,069	3,588,720		
At January 1	—	—	—	—	—	—	—	—	—	—	729,255		
Impairment (see Note 31)	9,955	1,472,257	93,117	—	2,088	94,778	251	—	—	2,645,069	4,317,975		
At December 31	\$51,704,448	\$82,087,641	\$19,691,797	\$4,974,577	\$1,347,610	\$9,084,844	\$2,103,347	\$3,897,879	\$1,561,340	\$13,401,110	\$189,854,993		
Net Book Values													
*Permits for the revaluation adjustment prior to the reclassification to investment property upon change in use.													
December 31, 2021													
Cost	Building, Warehouses and Improvements	Power Plant and Equipment (see Note 21)	Transmission, Distribution and Substation Equipment	Machinery and Equipment	Transportation Equipment	Office Furniture, Fixtures and Equipment	Leasehold Improvements	Land	Tools and Others	Construction in Progress	Total		
At January 1	\$47,509,680	\$138,325,267	\$23,002,108	\$9,990,653	\$6,446,901	\$13,317,976	\$3,216,534	\$3,677,559	\$5,980,779	\$7,287,650	\$258,695,117		
Additions	121,580	1,424,131	(9,909)	271,809	173,940	230,309	112,970	10,861	64,504	8,696,629	11,106,233		
Disposals	(195)	(335,264)	(9,428)	(9,482)	(117,574)	(76,625)	(53,949)	—	(2,191)	(6,148)	(611,407)		
Reclassifications/transfers	13,815,816	(13,146,199)	2,327,220	1,431,728	(3,689,559)	2,828,450	73,682	185,997	135,578	(5,872,831)	(2,110,781)		
At December 31	61,446,891	126,267,975	25,319,519	11,624,708	2,813,608	16,100,110	3,349,237	3,874,417	6,178,670	10,105,230	267,090,365		
Accumulated depreciation and amortization	9,615,381	40,644,497	6,411,392	5,599,155	1,743,811	6,030,227	934,461	167,863	1,161,866	—	72,308,653		
At January 1	2,386,350	5,414,585	723,878	731,398	262,164	886,287	160,170	24,831	354,248	—	10,925,911		
Depreciation and amortization (see Note 28)	(146)	(119,538)	(2,092)	(9,326)	(103,518)	(84,611)	(53,792)	—	(2,134)	—	(375,157)		
Disposals	(7,072,532)	(7,072,532)	(4,070)	237,997	(4,070)	1,994,066	108,868	630	(469,831)	—	(3,926,976)		
Reclassifications/transfers	3,071,861	38,866,992	7,133,823	6,559,224	1,898,387	7,031,369	1,149,707	193,384	1,044,099	—	78,932,431		
At December 31	15,055,446	40,644,497	6,411,392	5,599,155	1,743,811	6,030,227	934,461	167,863	1,161,866	—	72,308,653		
Accumulated impairment	—	599,963	—	—	2,088	792	251	—	—	2,645,029	3,248,123		
At January 1	—	—	—	—	—	—	—	—	—	—	340,597		
Impairment (see Note 31)	9,955	187,533	77,941	—	2,088	65,368	251	—	—	2,645,029	3,588,720		
At December 31	\$46,381,490	\$86,613,487	\$18,108,155	\$9,065,984	\$913,133	\$9,002,381	\$2,199,279	\$3,681,033	\$5,134,571	\$7,460,201	\$184,599,214		



- 72 -

In 2022 and 2021, the Group has determined that an impairment test has to be performed on certain segments of its property, plant and equipment amounting to ₱5.5 billion and ₱8.4 billion respectively. In performing an impairment test calculation, the Group determined the recoverable amount of the relevant property, plant and equipment through value in use (VIU). VIU is derived based on financial budgets prepared by senior management covering the project's entire life. Pre-tax discount rate of 9.68% to 11.51% in 2022 and 7.51% to 10.88% in 2021 was used.

The calculation of value in use of these property, plant and equipment are most sensitive to the following assumptions:

- Discount rate - Discount rate reflects the management's estimate of risks applicable to these projects. The benchmark used by the management to assess operating performance and to evaluate future investment proposals. In determining appropriate discount rates, consideration has been given to various market information, including, but not limited to, government bond yield, bank lending rates and market risk premium.
- Material price inflation - Estimates are obtained from published indices from which the materials are sourced, as well as data relating to specific commodities. Forecast figures are used if data is publicly available, otherwise past actual material price movements are used as an indicator of future price movement.
- Growth rate - The long-term rate used to extrapolate future cash flows excludes expansions and potential improvements in the future. Management also recognized the possibility of new entrants, which may have significant impact on existing growth rate assumptions. Management however, believes that new entrants will not have a significant adverse impact on the forecasts included in the financial budget.

Management have reflected future economic uncertainty in the risk-adjusted cash flows, giving a more accurate representation of the risks specific to the projects taking into account the impact of COVID-19.

In addition, the Group also performed an assessment whether there are specific equipment that should have been impaired.

These assessment resulted to the recognition of impairment losses in 2022 and 2021 amounting to ₱729.3 million and ₱340.6 million, respectively (see Note 31).

In 2022 and 2021, power plant equipment and steam field assets decreased by ₱0.3 billion and increased by ₱0.5 billion, respectively, due to the change in accounting estimate (see Note 21).

In 2022 and 2021, additions to "Construction in progress" include capitalized borrowing costs, net of interest income earned from short-term deposits, amounting to ₱326.2 million and ₱35.8 million, respectively (see Note 19). The rate used to determine the amount of borrowing costs eligible for capitalization ranged from 3.10% to 8.02% and 4.49% to 4.82% which are the effective interest rate of the specific borrowings in 2022 and 2021, respectively.

Property, plant and equipment with carrying amounts of ₱64.4 billion and ₱68.1 billion as of December 31, 2022 and 2021, respectively, are used to secure the Group's long-term debts (see Note 19).



Fully depreciated property, plant and equipment with cost amounting to ₱5.7 billion and ₱4.0 billion as of December 31, 2022 and 2021, respectively, are still in use.

14. Intangible Assets

December 31, 2022

	Goodwill	Service concession rights	Franchise	Project development costs	Customer contracts	Software and licenses	Total
Cost:							
Balances at beginning of year	₱57,575,420	₱16,864,073	₱3,078,431	₱806,016	₱99,746	₱1,075,280	₱79,498,966
Additions during the year	—	1,307,844	—	1,133,198	—	99,489	2,540,531
Impairment/Write-offs (see Note 31)	(431,622)	—	—	(314,490)	—	—	(746,112)
Exchange differences/Others	2,846,631	109,338	—	(92,280)	—	753	2,864,442
Balances at end of year	59,990,429	18,281,255	3,078,431	1,532,444	99,746	1,175,522	84,157,827
Accumulated amortization:							
Balances at beginning of year	—	3,739,190	660,581	—	92,803	667,981	5,160,555
Amortization (see Note 28)	—	395,911	76,960	—	3,968	145,181	622,020
Balances at end of year	—	4,135,101	737,541	—	96,771	813,162	5,782,575
Net book values	₱59,990,429	₱14,146,154	₱2,340,890	₱1,532,444	₱2,975	₱362,360	₱78,375,252

December 31, 2021

	Goodwill	Service concession rights	Franchise	Project development costs	Customer contracts	Software and licenses	Total
Cost:							
Balances at beginning of year	₱55,170,011	₱12,068,755	₱3,078,431	₱1,029,421	₱99,746	₱943,175	₱72,389,539
Additions during the year	—	4,740,735	—	817,954	—	132,668	5,691,357
Write-off (see Note 31)	—	—	—	(369,918)	—	—	(369,918)
Exchange differences/Others	2,405,409	54,583	—	(671,441)	—	(563)	1,787,988
Balances at end of year	57,575,420	16,864,073	3,078,431	806,016	99,746	1,075,280	79,498,966
Accumulated amortization:							
Balances at beginning of year	—	3,403,951	583,620	—	88,835	536,644	4,613,050
Amortization (see Note 28)	—	335,239	76,961	—	3,968	131,337	547,505
Balances at end of year	—	3,739,190	660,581	—	92,803	667,981	5,160,555
Net book values	₱57,575,420	₱13,124,883	₱2,417,850	₱806,016	₱6,943	₱407,299	₱74,338,411

Goodwill

Goodwill acquired through business combinations have been attributed to the following cash-generating unit (CGU).

	2022	2021
GMEC	₱44,041,109	₱40,284,323
GCMH	14,483,837	15,853,122
LEZ	467,586	467,586
PVCL	449,581	425,422
HI	220,228	220,228
BEZ	191,471	191,471
LLI	61,202	61,202
GCFBDC	62,326	58,977
TCP & PB	13,089	13,089
	₱59,990,429	₱57,575,420



- 74 -

The recoverable amount of the CGUs has been determined based on a value in use calculation using cash flow projections based on financial budgets approved by senior management covering a five-year period.

Key assumptions used in value in use calculation for December 31, 2022 and 2021

The following describes each key assumption on which management has based its cash flow projections to undertake impairment testing of goodwill.

Discount rates and growth rates

The discount rate applied to cash flow projections are from 9.68% to 16.97% in 2022 and from 7.51% to 21.10% in 2021, and cash flows beyond the five-year period are extrapolated using a zero percent growth rate.

Revenue assumptions

2022

	LEZ	BEZ	GMEC	HI	GCMH	PVCL	GCFBDC	LLI	TCP & PB
Basis for Revenue Assumptions	Electricity sales			Animal feeds sales			Lot sales	Rental	
Year 1	3%	9%	14%	9%	-1%	31%	3%	44%	12%
Year 2	-4%	-2%	-7%	8%	5%	75%	-37%	2%	41%
Year 3	-2%	9%	-11%	7%	6%	2%	4%	4%	22%
Year 4	3%	1%	-13%	-14%	14%	2%	4%	11%	21%
Year 5	5%	2%	-4%	-8%	2%	2%	4%	5%	5%

2021

	LEZ	BEZ	GMEC	HI	GCMH	PVCL	GCFBDC	LLI	TCP & PB
Basis for Revenue Assumptions	Electricity sales			Animal feeds sales			Lot sales	Rental	
Year 1	6%	6%	30%	-2%	1%	-4%	-52%	122%	15%
Year 2	9%	1%	5%	3%	7%	7%	4%	5%	12%
Year 3	6%	10%	-3%	0%	6%	10%	6%	-6%	41%
Year 4	4%	0%	1%	20%	6%	9%	6%	11%	22%
Year 5	9%	-3%	-2%	0%	6%	8%	6%	13%	21%

Materials price inflation

In 2022, the assumption used to determine the value assigned to the materials price inflation is 3.45% in 2023, 3.30% in 2024 and settles at 3.45% for the next 3 years until 2027. The starting point of 2023 is consistent with external information sources.

In 2021, the assumption used to determine the value assigned to the materials price inflation is 2.98% in 2022, and settles at 2.31% for the next 3 years until 2026.



Foreign exchange rates

In 2022, the assumption used to determine foreign exchange rate is a fluctuating Philippine peso which starts at a rate of ₱54.80 to a dollar in 2023, appreciates annually at an average of 1.5% until 2025, then depreciates annually at an average of 1.50% until 2027. In 2021, the assumption used to determine foreign exchange rate is weakening Philippine peso which starts at a rate of ₱50.92 to a dollar in 2022 and depreciates annually at an average of 1.00% until 2026.

Management has reflected future economic uncertainty in the risk-adjusted cash flows, giving a more accurate representation of the risks specific to the Group taking into consideration the impact of COVID-19. To reflect ongoing uncertainty, the likelihood that actual performance will differ from these assumptions has been estimated at a CGU level with reference to external market forecasts and the CGU's current performance.

Based on the impairment testing, the Group recognized an impairment loss on a portion of its goodwill on the GCMH acquisition amounting to ₱431.6 million. This impairment loss is brought about by the decreased operations in certain foreign operations.

With regard to the assessment of value-in-use, management believes that no reasonably possible change in any of the above key assumptions would cause the carrying value of the goodwill to materially exceed its recoverable amount.

Service Concession Rights

Service concession arrangements entered by the Group are as follows:

- On November 24, 1996, LHC entered into a PPA with NPC, its sole customer, for the construction and operation of a 70-megawatt hydroelectric power generating facility (the Power Station) in Bakun River in Benguet and Ilocos Sur Provinces on a build-operate-transfer scheme. Under the PPA, LHC shall deliver to NPC all electricity generated over a cooperation period of 25 years until February 5, 2026.

On the Transfer Date, as defined in the PPA, LHC shall transfer to NPC, free from any lien or encumbrance, all its rights, title and interest in and to the Power Station and all such data as operating manuals, operation summaries/transfer notes, design drawings and other information as may reasonably be required by NPC to enable it to operate the Power Station.

Since NPC controls the ownership of any significant residual interest of the Power Station at the end of the PPA, the PPA is accounted for under the intangible asset model as LHC has the right to charge users for the public service under the service concession arrangement.

The Power Station is treated as intangible asset and is amortized over a period of 25 years, which is the service concession period in accordance with Philippine Interpretation IFRIC 12. The intangible asset with a carrying value of ₱0.9 billion and ₱1.1 billion as of December 31, 2022 and 2021, respectively, was used as collateral to secure LHC's long-term debt (see Note 19).

- On May 15, 2003, the SBMA, AEV and DLP entered into a DMSA for the privatization of the SBMA Power Distribution System (PDS) on a rehabilitate-operate-and-transfer arrangement; and to develop, construct, lease, lease out, operate and maintain property, structures and machineries in the Subic Bay Freeport Zone (SBFZ).



- 76 -

Under the terms of the DMSA, SEZ was created to undertake the rehabilitation, operation and maintenance of the PDS (the Project), including the provision of electric power service to the customers within the Subic Bay Freeport Secured Areas of the SBFZ as well as the collection of the relevant fees from them for its services and the payment by SBMA of the service fees throughout the service period pursuant to the terms of the DMSA. The DMSA shall be effective for a 25-year period commencing on the turnover date.

For and in consideration of the services and expenditures of SEZ, it shall be paid by the SBMA the service fees equivalent to all the earnings of the Project, provided, however, that SEZ shall remit the amount of ₱40.0 million to the SBMA at the start of every 12-month period throughout the service period, regardless of the earnings of the Project. The said remittances may be reduced by the outstanding power receivables from SBMA, including streetlights power consumption and maintenance, for the immediate preceding year.

Since SBMA controls ownership of the equipment at the end of the agreement, the PDS are treated as intangible assets and are amortized over a period of 25 years up to year 2028, in accordance with Philippine Interpretation IFRIC 12.

The carrying value of the intangible asset arising from the service concession arrangement amounted to ₱536.3 million and ₱594.9 million as of December 31, 2022 and 2021, respectively.

- The transmission and distribution equipment of MEZ are located within Mactan Export Processing Zone (MEPZ) II. Since MCIAA controls ownership of the equipment at the end of the agreement, the equipment are treated as intangible assets and amortized over a period of 21 years up to year 2028, in accordance with Philippine Interpretation IFRIC 12.

The carrying amount of the intangible asset arising from the service concession arrangement amounted to ₱65.9 million and ₱71.4 million as of December 31, 2022 and 2021, respectively.

- Service concession rights consist of the costs of construction of the treated bulk water supply facility, required for the delivery of treated bulk water to the Davao City Water District, pursuant to the concession agreement.
The carrying amount of the intangible asset arising from the service concession arrangement amounted to ₱12.6 billion and ₱11.4 billion as of December 31, 2022 and 2021, respectively.

The amortization of intangible assets is included in “Depreciation and amortization” under “Operating Expenses” in the consolidated statements of income (see Note 28).

15. Investment Properties

December 31, 2022

	Land	Land Improvements	Buildings	Construction-in-Progress	Total
At January 1	₱7,510,944	₱645,786	₱3,705,846	₱364,977	₱12,227,553
Additions	45,379	11,103	27,140	356,724	440,346
Gain on fair valuation (see Note 31)	298,764	—	228,390	—	527,154
Transfers/adjustments	1,142,860	36,163	283,300	(233,419)	1,228,904
At December 31	₱8,997,947	₱693,052	₱4,244,676	₱488,282	₱14,423,957



- 77 -

December 31, 2021

	Land	Land Improvements	Buildings	Construction- In-Progress	Total
At January 1	₱7,405,011	₱114,632	₱2,843,599	₱574,443	₱10,937,685
Additions	936	22,311	35,662	178,551	237,460
Gain on fair valuation (see Note 31)	213,514	—	762,714	—	976,228
Transfers/ adjustments	(108,517)	508,843	63,871	(388,017)	76,180
At December 31	₱7,510,944	₱645,786	₱3,705,846	₱364,977	₱12,227,553

Rental income earned from and direct operating expenses of investment properties amounted to ₱1,583.2 million and ₱736.2 million, respectively, in 2022; ₱626.6 million and ₱98.0 million, respectively, in 2021; and ₱528.9 million and ₱52.1 million, respectively, in 2020 (see Note 26).

As of December 31, 2022 and 2021, the fair values of the properties are based on valuations performed by an accredited independent valuer. The valuation model in accordance with that recommended by the International Valuation Standards Committee has been applied.

The fair values of the Group's investment properties were determined as follows:

- In valuing the land, the Group used the Sales Comparison Approach. This is a comparative approach to value that considers the sales of similar or substitute properties and related market data and establishes a value estimate by processes involving comparison.
- The appraiser gathers data on actual sales and/or listings, offers, and renewal options, and identifies the similarities and differences in the data, ranks the data according to their relevance, adjusts the sales prices of the comparable to account for the dissimilarities with the unit being appraised, and forms a conclusion as to the most reasonable and probable market value of the subject property.

The elements of comparison include location, physical characteristics, available utilities, zoning, and highest and best use. The most variable elements of comparison are the site's physical characteristics, which include its size and shape, frontage, topography and location.

Reproduction cost is the current cost of constructing a replica of the existing structures, employing the same design and similar building materials. The current cost of an identical new item.

- In valuing the land improvements and buildings, the Group used the Cost Approach and Income Approach, as applicable.

Cost approach is a comparative approach to the value of property or another asset that considers as a substitute for the purchase of a given property, the possibility of constructing another property that is a replica of, or equivalent to, the original or one that could furnish equal utility with no undue cost resulting from delay. It is based on the reproduction or replacement cost of the subject property or asset, less total (accrued) depreciation. In the context of asset valuation, depreciation refers to the adjustments made to the cost of reproducing or replacing the asset to reflect physical deterioration, functional (technical) obsolescence and economic (external) obsolescence in order to estimate the value of the asset in a hypothetical exchange in the market when there is no direct sales evidence available. Sound value of an asset is



- 78 -

determined by applying the two types of depreciation such as physical deterioration and functional obsolescence. Market Value reflects all the three types of depreciation.

Income approach is a method in which the appraiser derives an indication of value for income producing property by converting anticipated future benefits into current property value.

Fair value investment properties are estimated under Level 3 inputs.

The Group has no restrictions on the realizability of its investment properties and no contractual obligations to either purchase, construct or develop investment properties or for repairs, maintenance and enhancements.

	Fair value at December 31, 2022	Valuation technique	Significant unobservable inputs	Range (weighted average)
Land	₱8,997,947	Sales Comparison Approach Market Approach	Price per square meter Price per actual market and current listings	₱1,100 - ₱201,100
Buildings and land Improvements	4,937,728	Income Approach, Cost Approach	Net income per square meter, Reproduction cost, Remaining economic life	₱6,194 - ₱57,082 per square meter ₱1,212,000 - ₱24,975,000 15 – 30 years
	Fair value at December 31, 2021	Valuation technique	Significant unobservable inputs	Range (weighted average)
Land	₱7,510,944	Sales Comparison Approach	Price per square meter	₱1,100 - ₱75,100
Buildings and land Improvements	4,351,632	Income Approach, Cost Approach	Rental income, Reproduction cost, Remaining economic life	₱436 - ₱450 per square meter 17 – 33 years

For land, significant increases (decreases) in price per square meter would result in a significantly higher (lower) fair value of the properties.

For buildings and land improvements, significant increases (decreases) in estimated replacement cost and remaining economic life would result in a significantly higher (lower) fair value of the properties.



16. Other Noncurrent Assets

	2022	2021
Exchangeable notes (see Note 10)	₱15,526,400	₱—
Financial assets at FVOCI	4,626,724	3,333,403
Input VAT and tax credit receivable, net of allowance for impairment loss of ₱42.2 million in 2022 and ₱77.9 million in 2021 (see Note 31)	3,850,974	3,478,446
Prepaid taxes	3,643,246	3,356,509
Advances to contractors and projects	2,100,394	1,218,141
Prepaid rent and other deposits	963,963	488,645
Financial assets at FVTPL	899,186	1,009,537
Advances to NGCP - net of current portion (see Note 7)	560,894	1,044,846
Bearer and breeder (see Note 8)	158,792	166,271
Debt investments at amortized cost	42,861	31,690
Others	1,347,190	1,018,184
	₱33,720,624	₱15,145,672

17. Trade and Other Payables

	2022	2021
Trade payables (see Note 40)	₱41,525,655	₱29,034,977
Nontrade and other payables	5,229,867	3,631,468
Accrued expenses		
Interest	3,229,914	2,904,588
Taxes and fees	1,577,843	1,019,860
Others	2,443,410	2,269,618
Output VAT	4,175,422	4,325,133
Amounts due to contractors and other third parties	2,136,570	2,442,550
PSALM deferred adjustment (see Note 42)	54,503	1,097,366
Unearned revenue	81,312	36,461
	60,454,496	46,762,021
Less noncurrent portion (see Note 35)	1,107,359	982,617
	₱59,347,137	₱45,779,404

Trade payables are non-interest bearing and are usually on 30-90 days' terms.

Trade payables include contract liabilities amounting to ₱3.5 billion and ₱2.9 billion as of December 31, 2022 and 2021, respectively.

Accrued taxes and fees represent accrual of real property tax, transfer tax and other fees.



- 80 -

Other payables represent withholding taxes, insurance liabilities and other accrual of expenses arising in the ordinary course of business and are generally payable within 12 months from the balance sheet date.

Amounts due to contractors and other third parties include liabilities arising from construction projects (see Notes 13 and 14).

18. Bank Loans

	2022	2021
Philippine peso loans	₱26,544,000	₱26,830,000
US dollar loans	12,429,370	4,785,233
Chinese yuan loans	1,950,874	1,509,529
Vietnamese dong loans	1,303,316	1,332,458
Indonesia rupia loans	747,169	387,682
Other foreign currency-denominated loans	2,392,857	570,522
	₱45,367,586	₱35,415,424

The bank loans are unsecured short-term notes payable obtained from local and foreign banks with annual interest rates ranging from 3.13% to 8.20% and 1.10% to 7.00% in 2022 and 2021, respectively. These loans will mature on various dates within the next 12 months.

The loans are covered by the respective borrower's existing credit lines with the banks and are not subject to any significant covenants and warranties.

19. Long-term Debts

	2022		2021	
	Annual Interest Rate	Amount	Annual Interest Rate	Amount
Company:				
Financial and non-financial institutions - unsecured	2.84% - 7.53%	₱57,571,350	2.84% - 6.32%	₱37,621,350
Subsidiaries:				
GMEC				
Financial institutions - unsecured	LIBOR + 1.7% - 4.85%	32,630,155	LIBOR + 1.70% - 4.85%	32,260,286
Therma Marine				
Financial institutions - secured	4.54% - 7.68%	2,600,000	4.54% to 5.86%	1,790,000
Hedcor Sabangan				
Financial institutions - secured	4.92%	1,103,234	4.92%	1,145,000
TVI				
Financial institutions - secured	5.56% to 9.00%	24,479,053	5.56% to 9.00%	26,947,493

(Forward)



- 81 -

	2022		2021	
	Annual Interest Rate	Amount	Annual Interest Rate	Amount
AP				
Financial and non-financial institutions - Peso - unsecured	3.82% - 8.51%	54,150,000	3.13% - 8.51%	₱60,900,000
Financial institutions - Foreign currency - unsecured	—%	—	LIBOR + 1.20%	2,804,945
TSI				
Financial institutions - secured	4.27%	18,117,893	4.27%	18,314,624
APRI				
Financial institutions - secured	4.91% - 6.67%	11,152,000	4.48% - 5.20%	10,600,000
Hedcor Bukidnon				
Financial institutions - secured	4.29% - 5.59%	8,114,434	4.00% - 5.34%	8,714,717
HSI				
Fixed rate corporate notes - unsecured	5.03% - 5.42%	3,004,398	4.63% - 5.42%	3,403,401
PFC				
Financial institutions - unsecured	4.50% - 5.16%	2,855,500	4.50% - 5.16%	2,870,000
PANC				
Financial institutions - unsecured	4.50% - 6.432%	3,430,000	4.50%	2,500,000
VECO				
Financial institution - unsecured	4.73% - 4.92%	190,881	4.73% - 4.92%	384,000
LHC				
Financial institutions - secured	—%	—	LIBOR + 2.00%	7,650
DLP				
Financial institution - unsecured	4.73% - 4.92%	143,250	4.73% to 4.92%	288,000
HI				
Financial institutions - secured	7.41% - 7.87%	1,370,000	7.41% - 7.87%	1,500,000
CLP				
Financial institution - unsecured	4.92%	28,650	4.73% to 4.92%	57,600
TPVI				
Financial institution - secured	3.32%-5.06%	1,500,000	3.32%-5.06%	1,500,000
AESI				
Financial institution - secured	4.87%	588,000	4.87 %	594,000
Hedcor Tudaya				
Financial institutions - secured	4.92 %	693,511	4.92 %	752,000
PVSINAG				
Financial institution - secured	8.02 %	3,600,000	—%	—
ARI				
Financial institution - unsecured	6.91 %	12,000,000	—%	—
TLI				
Financial institution - unsecured	7.39 %	15,000,000	—%	—
Apo Agua				
Financial institutions - secured	5.75% - 8.26%	9,000,000	5.75% - 8.26%	9,000,000

(Forward)



- 82 -

	2022		2021	
	Annual Interest Rate	Amount	Annual Interest Rate	Amount
LWC				
Financial institutions - secured	5.47%	250,000	5.47%	₱250,000
LLI				
Financial institution - unsecured	5.47% - 6.59%	5,100,000	5.76% - 5.97%	2,000,000
AEV International				
Financial institutions - secured	—%	—	3.26% - 3.72%	11,372,777
Bonds - unsecured	4.20%	22,302,000	4.20%	20,399,600
GCMH				
Financial institution - unsecured	LIBOR + 1.44%	2,230,200	LIBOR + 1.44%	2,039,960
PTAYAM				
Financial institution - unsecured	JIBOR + 3.48%	124,626	JIBOR + 3.48%	125,937
GCFHN				
Financial institution - unsecured	2.50%	27,624	2.50%	60,992
Aboitizland				
Financial institution - secured	3.97% - 4.41%	1,900,000	3.96% - 4.41%	2,000,000
TCP				
Financial institution - unsecured	5.50% - 7.50%	176,350	6.50%	206,350
FSI				
Financial institution - unsecured	6.22% - 6.23%	143,531	2.78 %	124,000
Joint Operation - PEC				
Financial institution - secured	5.77% - 6.27%	9,951,718	5.77% to 6.27%	11,146,343
Total		305,528,358		273,681,025
Deferred financing costs		(1,989,340)		(2,002,382)
		303,539,018		271,678,643
Less current portion		17,926,663		18,608,778
Noncurrent portion		₱285,612,355		₱253,069,865

The Company

In December 2022, the Company issued a total of ₱20.0 billion bonds, broken down into ₱9.1 billion 3.5-year bonds due 2026 at a fixed rate equivalent to 6.87% and a ₱10.1 billion 7-year bond due 2029 at a fixed rate equivalent to 7.53%.

In August 2021, the Company issued a total of ₱10.0 billion bonds, broken down into ₱5.0 billion 4-year and ₱5.0 billion 7-year bonds at fixed interest rates ranging from 3.30% to 4.32%.

In November 2020, the Company issued a total of ₱7.6 billion bonds, broken down into ₱6.9 billion 3-year and ₱0.7 billion 5-year bonds at fixed interest rates ranging from 2.84% to 3.31%.

In June 2019, the Company issued a total of ₱5.0 billion bonds, broken down into ₱3.4 billion 5-year and ₱1.6 billion 10-year bonds at fixed interest rates ranging from 6.02% to 6.32%.



In August 2015, the Company issued a total of ₱24.0 billion bonds, broken down into ₱10.5 billion 5-year, ₱8.5 billion 7-year and ₱5.0 billion 12-year bonds at annual fixed interest rates ranging from 4.47% to 6.02%. As of December 31, 2020, the ₱10.5 billion 5-year bonds were fully paid upon maturity. As of December 31, 2021, the ₱8.5 billion 7-year bonds were prepaid in full.

In November 2013, the Company issued a total of ₱8.0 billion bonds, broken down into ₱6.2 billion 7-year and ₱1.8 billion 10-year bonds at fixed interest rates ranging from 4.41% to 4.62%. As of December 31, 2020, the ₱6.2 billion 7-year bonds were fully paid upon maturity. As of December 31, 2021, the ₱1.8 billion 10-year bonds were prepaid in full.

All of the Company's issued retail bonds have been rated PRS Aaa by the Philippine Rating Services Corporation (PhilRatings).

The principal amount of the above bonds shall be payable on a lump sum basis on the respective maturity date at its face value. These bonds may be redeemed in advance by the Company based on stipulated early redemption option dates and on agreed early redemption price.

In April 2020, the Company executed an agreement with Metropolitan Bank and Trust Company (MBTC) for a 7-year loan in the amount of ₱10.0 billion at an annual fixed rate of 4.45%. In November 2020, ₱10.0 billion was drawn from this facility.

GMEC

On August 29, 2017, GMEC entered into a Notes Facility Agreement (NFA) with local banks with BDO Capital and Investment Corporation as Lead Arranger, with the maximum principal amount of US\$800.0 million, the proceeds of which will be used to refinance GMEC's existing loan obligation and for other general corporate purposes.

On September 29, 2017, US\$600.0 million was drawn from the NFA, out of which US\$462.4 million was used to prepay the outstanding loans. In February 2018, the remaining principal amount of \$200.0 million was drawn from the NFA.

Loans payable consist of the following dollar denominated loans as of December 31, 2022 and 2021 (in thousands):

	2022	2021	Interest Rate Per Annum	Payment Schedule
<i>NFA</i>				
Fixed Rate Loan	\$366,125	\$396,118	(i) Fixed rates of 2.5514% and 3.4049% plus 1.45% margin for the first seven-year period and (ii) Fixed Rate Loan Benchmark plus 1.45% margin for the subsequent five-year period	24 semi-annual payments starting from the first Interest Payment Date
LIBOR Loan	218,625	236,475	Six-month LIBOR plus 1.70% margin	
<i>Working Capital</i>				
BDO	30,000	30,000	LIBOR plus 4.21% applicable margin	Payable within six months
SCB	17,000	—	LIBOR plus 4.50% applicable margin	Payable within six months
ICBC Manila	—	5,000	LIBOR plus 1.95% applicable margin	Payable within six months
ICBC Dubai	—	25,000	LIBOR plus 1.95% applicable margin	Payable within six months
PBCOM	8,476	9,830	Fixed Rate 7.00%	Payable within one year
Chinabank	30,000	20,000	LIBOR plus 4.00% and 3.75% applicable margin	Payable within six months
	85,476	89,830		

(Forward)



- 84 -

	2022	2021	Interest Rate Per Annum	Payment Schedule
Total borrowings	\$670,226	\$722,423		
Less unamortized portion of deferred financing costs	342	1,438		
	669,884	720,985		
Less current portion	142,926	135,189		
Loans payable - net of current portion	\$526,958	\$585,796		

TMI

On February 23, 2021, TMI entered into a Loan Agreement with China Banking Corporation (CBC) for an aggregate principal amount of ₱2.6 billion. The loan proceeds will be utilized, among others, to finance capital expenditures for the development and integration of a Battery Energy Storage System, working capital requirements, and for other financing and corporate purposes of TMI. Total amount drawn as of December 31, 2021 is ₱1.8 billion. In 2022, TMI made additional drawdown totaling ₱810.0 million.

Interest is payable semiannually and is fixed at 4.54% for the first five years, with an adjustment for inflation on the five-year period thereafter. The principal amount is payable starting September 1, 2023 in 16 equal semi-annual installments.

HSAB

On December 16, 2021, HSAB entered into an Omnibus Notes Facility and Security Agreement (Agreement) with Bank of the Philippine Islands (Lender) for a loan facility in the principal amount of ₱1.2 billion for capital expenditures and other general purposes.

Based on the loan agreement, borrowing shall be for a term of ten (10) years reckoned from initial borrowing date. HSAB shall pay the first principal amount in six months from the initial borrowing date and shall continue on every six months interval. HSAB may not re-borrow any part of the loan that has already been paid.

This loan is subject to an annual interest fixed at 4.92% for the first 5 years. For the remaining five years, interest rate will be repriced. HSAB shall pay interest on the unpaid principal amount of the loan on each interest payment date. The interest rate shall be set on an interest rate setting date, and on the interest rate resetting date, as applicable.

TVI

On June 18, 2015, TVI entered into an omnibus agreement with local banks for a project loan facility with an aggregate principal amount of ₱32.0 billion. As of December 31, 2022 and 2021, ₱31.5 billion has been drawn from the loan facility.

The loan is available in two tranches, as follows:

- Tranche A, in the amount of ₱25.6 billion, with interest rate fixed for the first eight years and will be repriced and fixed for another seven years.
- Tranche B, in the amount of ₱5.9 billion, with a fixed interest rate for fifteen years.

70% of the principal amount of the loan is payable in 22 equal semi-annual installments, with the remaining 30% payable in full on the final maturity date. TVI may prepay the loan in part or in full beginning on the end of the fourth year from the initial advance or on the project completion date,



whichever is earlier. Any prepayment shall be subject to a certain percentage of prepayment penalty on the principal to be prepaid.

The loan is secured by a mortgage of all its assets with carrying amount of ₱42.5 billion as of December 31, 2022, and a pledge of TVI's shares of stock held by its shareholders.

AP

In September 2014, AP issued a total of ₱10.0 billion bonds, broken down into a ₱6.6 billion 7-year bond due 2021 at an annual fixed rate equivalent to 5.21% and a ₱3.4 billion 12-year bond due 2026 at an annual fixed rate equivalent to 6.10%.

In July 2017, AP issued a ₱3.0 billion 10-year bond due 2027 at an annual fixed rate equivalent to 5.34%.

In October 2018, AP issued a total of ₱10.2 billion bonds, broken down into a ₱7.7 billion 5.25-year bond due 2024 at an annual fixed rate equivalent to 7.51% and a ₱2.50 billion 10-year bond due 2028 at an annual fixed rate equivalent to 8.51%.

In October 2019, AP issued ₱7.3 billion 7-year bond due 2026 at an annual fixed rate equivalent to 5.28%.

In July 2020, AP issued the fourth and last tranche of its ₱30.0 billion debt securities program, totaling to ₱9.6 billion, broken down into a ₱9.0 billion 2-year bonds due 2022 at an annual fixed rate equivalent to 3.13% and a ₱0.5 billion 5-year bonds due 2025 at an annual fixed rate equivalent to 3.94%.

In March 2021, AP issued the first tranche of its ₱30.0 billion debt securities program equivalent to ₱8.0 billion (the "Series A Bonds") with an annual fixed rate of 3.82% due in 2026.

In July 2021, AP availed ₱6.0 billion 5-year fixed-rate notes due 2026 at an annual fixed rate equivalent to 4%.

In September 2021, AP settled its 2014 Series 'B' bonds by prepaying ₱3.4 billion twelve-year bond maturing in 2026 and paying as scheduled its ₱6.6 billion ten-year bond.

In December 2021, AP issued the second tranche of its ₱30.0 billion debt securities program equivalent to ₱12.0 billion (the "Series B and Bonds") with annual fixed rates of 4.00% and 5.03% due in 2025 and 2028, respectively.

In March 2022, the AP issued ₱3.0 billion 5-year bond due 2027 and ₱7.0 billion 7-year bond due 2029 at an annual fixed rate equivalent to 5.31% and 5.74%, respectively, and as part of the third tranche of its ₱30.0 billion debt securities program.

In July 2022, the AP fully paid the 2-year bond availed in 2020 amounting to ₱9.0 billion.

In October 2022, the AP prepaid the 5.25-year bond amounting to ₱7.70 billion.

All of AP's issued retail bonds have been rated PRS Aaa by PhilRatings.



- 86 -

The principal amount of the bonds shall be payable on a lump sum basis on the respective maturity date at its face value. These bonds may be redeemed in advance by AP based on stipulated early redemption option dates and on agreed early redemption price.

In April 2019, AP executed and availed a US\$300.0 million syndicated bridge loan facility loan agreement with foreign banks to finance the AA Thermal, Inc. acquisition. The loan bears a floating interest based on credit spread over applicable LIBOR plus 1.2% margin. The loan will mature on the 5th anniversary of the first utilization date.

In April and July 2021, AP prepaid a total of \$245.0 million of the \$300.0 million syndicated bridge loan facility availed in 2019 to finance the AA Thermal, Inc. acquisition.

In April 2022, the Company fully paid the remaining balance amounting to \$55.0 million out of the \$300.0 million loan.

Loss on extinguishment of the above loans amounted to ₱45.0 million and ₱447.5 million included as part of the "Interest expense and other financing costs" account in the consolidated statement of income for the years ended December 31, 2022 and 2021, respectively.

In November 2019, AP obtained a ₱5.0 billion 7-year long term loan from a local bank at an annual fixed rate of 5.28%.

In 2020, AP amended the "Mode of Payment" for the Principal from bullet payment to partial payments equal to 1% of total principal amount payable annually starting November 2020 and the remaining 94% upon maturity.

On July 13, 2021, AP reached a rate reduction agreement to amend the interest rates of the loan from fixed rate loan of 5.28% to the sum of a benchmark rate and a spread of 0.90%, divided by an applicable factor and 4.125% per annum, whichever is higher.

AESI

On April 16, 2020, AESI entered into a loan agreement with BPI with a principal amount of ₱600.0 million, which was fully drawn in 2020. The term of the loan is 10 years and interest is fixed at 4.87% for 5 years subject to reset 2 days prior to the 5th anniversary. The loan is payable in equal, semi-annual amortizations of at least one percent (1%) of the loan amount per annum, with balloon payment at maturity date.

TSI

On October 14, 2013, TSI entered into an omnibus agreement with local banks for a project loan facility with an aggregate principal amount of ₱24.0 billion, which was fully drawn in 2014.

On October 28, 2015, TSI entered into an additional loan agreement with principal amount of ₱1.7 billion, which was fully drawn in 2016.

The loan is secured by a mortgage of all its assets with carrying amount of ₱28.6 billion as of December 31, 2021, and a pledge of TSI's shares of stock held by the shareholders and TPI.

Interest rate ranging from 4.50% - 5.15% is fixed for the first seven years and will be repriced and fixed for another five years. In 2018, upon release of AP guarantee, interest was increased by 0.5%.



Fifty percent of the principal amount of the loan is payable at semi-annual installments within 12 years with a two-year grace period, with the remaining 50% payable in full on the final maturity date.

TSI may prepay the loan in part or in full beginning on the end of the third year from the initial advance or on the project completion date, whichever is earlier. Any prepayment shall be subject to a certain percentage of prepayment penalty on the principal to be prepaid. In 2021, TSI prepaid its loan amounting to ₱2.26 billion which resulted in a prepayment penalty of ₱48.4 million including gross receipts tax.

In 2021, TSI also entered into amendments of its existing loan agreements with local banks to obtain additional financing intended to finance the prepayment of its loan, to pay costs, expenses and fees in relation to the loan prepayment and amendments and to re-leverage and optimize the capital structure of TSI. Moreover, the parties have agreed to amend certain financial terms of the existing loan agreements, including but not limited to the interest rate and final maturity date, and shall take effect after the prepayment.

The amendments resulted in the following:

- a. TSI has drawn additional loan principal in the amount of ₱2.5 billion;
- b. Interest rate for the initial 5-year period from the effective date of amendment until the 5th anniversary of the effective date will be the 3-day average of the 5-year BVAL rate plus a spread of 130 basis points (the original spread), divided by the applicable premium factor, subject to a floor rate of 4.25% per annum. For the subsequent 7-year period commencing on the date following the 5th anniversary of the effective date, interest rate will be the 3-day average of the 7-year BVAL rate plus a spread equivalent to the original spread, divided by the applicable premium factor, subject to a floor rate equivalent to the initial 5-year rate divided by the applicable premium factor; and,
- c. 58.5% of the outstanding principal amount is payable in 18 equal semi-annual installments, 16.5% of the remaining principal amount is payable in another 5 equal semi-annual installments, with the remaining 25% payable in the final maturity date of the loan in 2033.

These amendments were considered as extinguishment of the old loan, accordingly, TSI recognized a loss amounting to ₱90.5 million for the year ended December 31, 2021.

APRI

On February 29, 2016, APRI entered into an omnibus agreement with BPI, Asian Development Bank (ADB) and Credit Guarantee and Investment Facility (CGIF). This has been certified to have met the requirements of the Climate Bond Standard. The loan proceeds were used for return of equity to shareholders and to fund necessary operating and capital expenditures.

The loan is available in two tranches, as follows:

- a. The Notes Facility Agreement, in the amount of ₱10.7 billion, with interest rate already fixed for ten years. 41.6% of the principal amount is payable in ten equal semi-annual installments and the balance payable in another ten semi-annual installments;
- b. The ADB Facility Agreement, in the amount of ₱1.8 billion, with interest rate fixed for five years and principal repayments made in ten equal semi-annual installments.



- 88 -

On December 23, 2021, APRI entered into a ₱12.0 billion loan facility agreement with Bank of the Philippine Islands (BPI) to refinance its existing term loan under the Omnibus Agreement; finance the design, development, construction, and operation of the 16 MW Binary Cycle Geothermal Plant to be developed in Tiwi, Albay (Project); and other general corporate purposes.

The loan is available in three tranches, as follows:

- a. A portion of the Facility in the amount equivalent to the total amount outstanding under the Omnibus Agreement, duly supported by a Statement of Account to be provided by the Intercreditor Agent, and to be used to finance its payment of all outstanding obligations under the Omnibus Agreement.
- b. A portion of the Facility to be used by APRI for other general corporate purposes, in the amount equivalent to the resulting difference after deducting Tranche A and Tranche C from the maximum amount of the Facility.
- c. A portion of the Facility to be used by APRI to finance the Project up to the total amount of ₱1.4 billion.

Tranche A and B were already drawn from the initial borrowing date on December 31, 2021 and Tranche C was drawn in July 7, 2022, with the interest rate already fixed for 5 years. Maturity of all tranches shall be up to ten (10) years from initial drawdown date. 40% of the principal amount is payable in ten equal semi-annual installments, 20% is payable in succeeding four equal semi-annual installments, 30% is payable in succeeding five equal semi-annual installments, and the 10% balance is payable in the last installment.

The loan is secured by mortgage of its assets with carrying amount of ₱29.0 billion as of December 31, 2022, and pledge of APRI's shares of stock held by shareholders and assignment of Project Agreements and Project Accounts.

This loan refinancing is considered as an extinguishment of the old loan, accordingly, APRI recognized a loss amounting to ₱62.1 million for the year ended December 31, 2021.

Hedcor Bukidnon

On April 3, 2020, Hedcor Bukidnon entered into a loan agreement with BPI, up to the maximum principal amount of ₱225.0 million which was fully drawn in 2020, for the construction of the Transformer Facility and other general corporate purposes.

The term of the loan is 8 years and the loan shall be paid as follows: (i) payment of an aggregate amount equivalent to 70% of the total principal amount of the loans, by equal semi-annual amortizations beginning on the seventh interest payment date up to and including the maturity date; and (ii) payment of the amount equivalent to 30% of the total principal amount of the loans, on the maturity date.

On September 29, 2020, Hedcor Bukidnon entered into an omnibus agreement for a loan facility in the principal amount of ₱9.1 billion which was fully drawn in 2020 to refinance the project loan availed in 2015.

The term of the loan is 10 years and the loan shall be paid as follows: (i) payment of an aggregate amount equivalent to 70% of the total original amount of the Loan, by equal semi-annual amortizations beginning on the first interest payment date up to and including the Maturity Date;



and (ii) payment of the amount equivalent to 30% of the total original amount of the loan, on the maturity date.

TPVI

On December 23, 2019, TPVI entered into a Loan Agreement with the Philippine National Bank (PNB) for an aggregate amount of ₱1.5 billion available in two drawdowns. The loan proceeds were utilized, among others, in funding necessary operating and capital expenditures. Drawdowns were made on December 26, 2019 and April 27, 2020 for ₱1.3 billion and ₱200.0 million respectively. The loan is payable for 15 years, with a grace period of 3 years. The mode of repayment is sculpted with balloon payment of 70%.

TPVI will pay PNB an interest of 5.06% and 3.32% for the first 8 years, with the rate being expected to go up to 5.25% for the rest of the term due to: (1) continued inflation, and; (2) liquidity tightness due to funds held and additional borrowings by the Bureau of Treasury. The interest is payable semi-annually, every 30th of June and 31st of December.

HSI

On November 17, 2016, HSI entered into a NFA with various institutions with Metrobank - Trust Banking Group as the Notes Facility Agent, for a loan facility with an aggregate principal amount of up to ₱4.1 billion to return equity to shareholders, and for other general corporate purposes.

The unsecured notes were issued in ten tranches with interest payable semi-annually at annual fixed rates ranging from 4.05% - 5.42% with principal maturity as follows:

Tranche	Maturity Date	Principal Amount
1	Fifteen months from issue date	₱96.8 million
2	Two (2) years from issue date	₱96.8 million
3	Three (3) years from issue date	₱84.0 million
4	Four (4) years from issue date	₱84.0 million
5	Five (5) years from issue date	₱284.0 million
6 (Series A&B)	Six (6) years from issue date	₱388.4 million
7 (Series A&B)	Seven (7) years from issue date	₱445.8 million
8	Eight (8) years from issue date	₱451.4 million
9	Nine (9) years from issue date	₱508.1 million
10 (Series A&B)	Ten (10) years from issue date	₱1,660.7 million

Prior to maturity date, HSI may redeem in whole or in part the relevant outstanding notes on any interest payment date plus a one percent prepayment penalty.

PFC

PFC availed of ₱1.0 billion and ₱500 million loans from the NFA it signed on May 5, 2015, with Land Bank of the Philippines (LBP) as the Note Holder on May 11, 2015 and July 13, 2015, respectively. As provided for in the NFA, the 12-year corporate notes are issued as an exempt security pursuant to Section 9.2 of RA No. 8799 and Rule 9.2(2)(B) of the amended implementing rules of the Securities Regulation Code (SRC) ("exempt security").



- 90 -

In October 2019, PFC availed of ₱1.4 billion from the NFA it signed with LBP as the Note Holder. The NFA provided for the issuance of 10-year corporate notes issued as an exempt security.

PFC may early redeem in whole or in part the relevant outstanding notes on any interest payment date without premium or penalty. If prepayment is made on a different date, a certain fee shall be charged on the principal to be prepaid.

PANC

On December 28, 2016, PANC availed of a total of ₱700 million loan from NFA signed on December 28, 2016 with Security Bank Corporation (SBC) as Note Holder.

On September 17, 2014, PANC availed of a total of ₱2.0 billion loan from NFA signed on September 17, 2014 with LBP as Note Holder.

The 2016 and 2014 notes are redeemable on a lump sum basis on their respective maturity dates at December 29, 2029 and September 27, 2026, respectively, at its face value. PANC may early redeem in whole or in part the relevant outstanding notes on any interest payment date without premium or penalty. If prepayment is made on a different date, a certain fee shall be charged on the principal to be prepaid.

On June 30, 2022, PANC availed ₱600.0 million from SBC with an annual interest rate of 6.35%.

Annual principal repayment of ₱17.13 million starting June 30, 2026 until June 30, 2029, ₱137.16 million on June 30, 2030 and ₱197.16 million on June 30, 2031 till maturity date June 30, 2032.

HI

On August 6, 2013, HI availed of a ten-year ₱900 million loan from a local bank. This loan is subject to a semi-annual principal payment with annual interest fixed at 5.25% for the first 5 years. For the remaining five years, interest rate will be repriced and fixed on the fifth anniversary from the drawdown date. The debt is secured by a pledge of HI's shares of stock held by ARI.

On December 14, 2018, HI entered into a Notes Facility Agreement with a local bank to borrow ₱1.4 billion, which will mature on August 31, 2033, to finance the rehabilitation and/or expansion of the Bineng hydropower plant, refinance its short-term loans and for other general corporate purposes. This loan is subject to a semi-annual principal payment with annual interest fixed at 7.87% for the first 5 years. For the next five years, interest rate will be repriced and fixed one banking day prior to August 31, 2023. For the remaining five years, interest rate will be repriced and fixed one banking day prior to August 31, 2028. The debt is secured by a continuing suretyship from ARI.

PV Sinag

On November 11, 2022, PV Sinag entered into an Omnibus Notes Facility and Security Agreement (Agreement) with Bank of the Philippine Islands (Lender) for a loan facility in the principal amount of ₱3.6 billion for capital expenditures of project.

Based on the loan agreement, the borrowing shall be for a term of ten (15) years, reckoned from initial borrowing date. PV Sinag shall pay the first principal amount at the end of twelve (12) months after the First Issue Date, seventy percent (70%) of the principal amount outstanding shall be repaid



in semi-annual installments, and the balance of thirty percent (30%) of the principal amount outstanding shall be paid on Maturity Date.

All payments of interest (including default interest) shall be computed on the basis of number of actual days elapsed in three hundred sixty (360) day year basis. The interest shall:

- a. be paid on the outstanding principal amount of the Notes on each Interest Payment Date at the determines interest rates
- b. be accrued during each Interest Period applicable thereto from the relevant Issue Date until the Maturity Date at a rate per annum, which shall be equal to the higher of, on each relevant Applicable Interest Rate Determination Date: (i) the sum of the applicable Margin and applicable Benchmark rate, and (ii) the applicable Floor rate
- c. benchmark rate determination
- d. replacement of PHP BVAL Reference Rate
- e. be remitted from the Revenue and Operating Account or cause the Trustee to remit from the Trustee Collection Account through RTGS

ARI

On December 23, 2022, ARI entered into a Notes Facility Agreement with Land bank of the Philippines as the issuer, with a principal amount of up to ₱20.0 billion worth of fixed-rate corporate notes, of which ₱12.0 billion was drawn on December 28, 2022, at an annual interest rate of 6.91%, to be repriced on the 5th anniversary of the first issue date.

Based on the facility agreement, interest is payable every six months. The principal's maturity date is 10 years after the issue date, inclusive of 12-month grace period. Ten percent (10%) of the principal amount shall be paid in equal semi-annual installments commencing after the expiration of the grace period until maturity date. Thereafter, the remaining ninety percent (90%) of the principal amount shall be paid on maturity date.

VECO

On December 20, 2013, VECO availed of a ₱2.0 billion loan from the NFA it signed on December 17, 2013 with the LBP. The unsecured notes were issued in ten tranches of ₱200 million with interest payable semi-annually at fixed annual rates ranging from 3.5% - 4.9% and principal amortized as follows:

Tranche	Maturity Date	Principal Repayment Amount
A, B	December 20, 2014 and 2015	₱200M balloon payment on maturity date
C	December 20, 2016	₱1M each on first 2 years; ₱198M on maturity date
D	December 20, 2017	₱1M each on first 3 years; ₱197M on maturity date
E	December 20, 2018	₱1M each on first 4 years; ₱196M on maturity date
F	December 20, 2019	₱1M each on first 5 years; ₱195M on maturity date
G	December 20, 2020	₱1M each on first 6 years; ₱194M on maturity date
H	December 20, 2021	₱1M each on first 7 years; ₱193M on maturity date
I	December 20, 2022	₱1M each on first 8 years; ₱192M on maturity date
J	December 20, 2023	₱1M each on first 9 years; ₱191M on maturity date

Prior to maturity date, VECO may redeem in whole or in part the relevant outstanding notes on any interest payment date without premium or penalty. If it redeems the notes on a date other than an



- 92 -

interest payment date, then a certain percentage of prepayment penalty on the principal amount to be prepaid shall be imposed.

HTI

On December 16, 2021, HTI entered into an Omnibus Notes Facility and Security Agreement (Agreement) with Bank of the Philippine Islands (Lender) for a loan facility in the principal amount of ₱752.0 million for capital expenditures and other general purposes.

Based on the loan agreement, borrowing shall be for a term of ten (10) years reckoned from initial borrowing date. HTI shall pay the first principal amount in six months from the initial borrowing date and shall continue on every six months interval. HTI may not re-borrow any part of the loan that has already been paid.

This loan is subject to an annual interest fixed at 4.92% for the first 5 years. For the remaining five years, interest rate will be repriced. HTI shall pay interest on the unpaid principal amount of the loan on each interest payment date. The interest rate shall be set on an interest rate setting date, and on the interest rate resetting date, as applicable.

LHC

On April 24, 2012, LHC entered into an omnibus agreement with Philippine National Bank and Banco De Oro to borrow US\$43.1 million with maturity on April 26, 2022 and payable in 20 semi-annual installments. Interest is repriced and paid semi-annually.

Intangible asset arising from service concession arrangement with carrying value of ₱898.6 million as of December 31, 2022, was used as collateral to secure LHC's long-term debt (see Note 14).

DLP

On December 20, 2013, DLP availed of a ₱1.5 billion loan from the NFA it signed on December 17, 2013 with LBP. The unsecured notes were issued in ten tranches of ₱150 million with interest payable semi-annually at annual fixed rates ranging from 3.50% to 4.92% and principal amortized as follows:

Tranche	Maturity Date	Principal Repayment Amount
A, B	December 20, 2014 and 2015	₱150M balloon payment on maturity date
C	December 20, 2016	₱0.75M each on first 2 years; ₱148.5M on maturity date
D	December 20, 2017	₱0.75M each on first 3 years; ₱147.8M on maturity date
E	December 20, 2018	₱0.75M each on first 4 years; ₱147M on maturity date
F	December 20, 2019	₱0.75M each on first 5 years; ₱146.2M on maturity date
G	December 20, 2020	₱0.75M each on first 6 years; ₱145.5M on maturity date
H	December 20, 2021	₱0.75M each on first 7 years; ₱144.8M on maturity date
I	December 20, 2022	₱0.75M each on first 8 years; ₱144M on maturity date
J	December 20, 2023	₱0.75M each on first 9 years; ₱143.2M on maturity date



- 93 -

Prior to maturity date, DLP may redeem in whole or in part the relevant outstanding notes on any interest payment date without premium or penalty. If it redeems the notes on a date other than an interest payment date, then a certain percentage of prepayment penalty on the principal amount to be prepaid shall be imposed.

TLI

On October 21, 2022, TLI entered into a term loan agreement with a local bank intended for the settlement of monthly payments to PSALM in the amount of P15.0 billion. Interest rate is 7.39% floating rate every five years. 2% of the principal is payable on the third year in equal semi-annual installments, 8.5% is payable on the fourth year, 4.95% is payable in 11 equal semi-annual installments and the 40% is payable on the final maturity date of the loan.

CLP

On December 20, 2013, CLP availed of ₱300.0 million notes from the NFA it signed on December 17, 2013 with LBP. The unsecured notes were issued in ten tranches of ₱30.0 million with interest payable semi-annually at annual fixed rates ranging from 3.5% - 4.9% and principal amortized as follows:

Tranche	Maturity Date	Principal Repayment Amount
A, B	December 20, 2014 and 2015	₱30M balloon payment on maturity date
C	December 20, 2016	₱0.15M each on first 2 years; ₱29.7M on maturity date
D	December 20, 2017	₱0.15M each on first 3 years; ₱29.6M on maturity date
E	December 20, 2018	₱0.15M each on first 4 years; ₱29.4M on maturity date
F	December 20, 2019	₱0.15M each on first 5 years; ₱29.2M on maturity date
G	December 20, 2020	₱0.15M each on first 6 years; ₱29.1M on maturity date
H	December 20, 2021	₱0.15M each on first 7 years; ₱29M on maturity date
I	December 20, 2022	₱0.15M each on first 8 years; ₱28.8M on maturity date
J	December 20, 2023	₱0.15M each on first 9 years; ₱28.62M on maturity date

Prior to maturity date, CLP may redeem in whole or in part the relevant outstanding notes on any interest payment date without premium or penalty. If it redeems the notes on a date other than an interest payment date, then a certain percentage of prepayment penalty on the principal amount to be prepaid shall be imposed.

Apo Agua

On November 29, 2018, Apo Agua entered into an Omnibus Notes Facility and Security Agreement with various banks for a project loan facility in the aggregate principal amount of up to ₱9.0 billion to design, develop, procure, construct, operate and maintain a water treatment plant facility at Brgy. Gumalang, Davao City. The loan drawdown mode is staggered based on an agreed schedule. As of December 31, 2020, ₱9.0 billion has been drawn from this facility.

The loan is secured by a mortgage of all the assets of Apo Agua and a pledge of Apo Agua's shares held by its pledgors: AEV, the Parent Company, JVACC and JVAGHC. The term of the loan is 15 years and the first principal payment will be made at the earlier of fifty-four (54) months after the date of issuance of the agreement or six (6) months after commercial operation date whichever comes earlier. The remaining principal balance shall be paid in semi-annual equal installments. No payment shall be made to the principal during the grace period.



- 94 -

LWC

On December 15, 2021, LWC entered into a loan agreement with Rizal Commercial Banking Corporation amounting to ₱250 million with an interest rate of 5.47% and payable in 10 years.

AEV International

On July 20, 2018, AEV International availed of a syndicated loan facility with the amount of US\$338 million (₱18.6 billion). The loan bears a floating interest rate computed based on applicable spread over LIBOR and will mature in five (5) years.

On December 28, 2018, the loan was partially prepaid in the amount of US\$115 million (₱6.3 billion).

On January 31, 2022, AEV International settled its US\$223.0 million (₱11.4 billion) syndicated loan with original maturity date of July 20, 2023.

In January 2020, AEV International issued a US dollar-denominated Regulation S-only senior unsecured notes, at an aggregate principal amount of US\$ 400 million and a tenor of 10 years (the "Notes"). The Notes are unrated, have a fixed coupon rate of 4.2% payable semiannually, and are unconditionally and irrevocably guaranteed by the Company as the guarantor. The Notes are listed on the Singapore Exchange.

TCP

TCP entered into a various loan agreement with a local bank whereby the latter agreed to provide TCP an aggregate principal amount of loan up to ₱250.0 million to finance the construction of TCP's real estate projects. Interest is payable quarterly and was initially set at 8.65% per annum for the first 3 months, subject to reset thereafter.

<u>Drawdown Date</u>	<u>Maturity Date</u>	<u>Outstanding as of December 31, 2022</u>
June 19, 2018	June 16, 2028	₱13.0M
October 15, 2018	October 12, 2028	₱14.2M
July 26, 2019	July 23, 2029	₱14.2M
September 17, 2019	September 14, 2029	₱14.2M
September 13, 2018	September 11, 2028	₱17.1M
July 25, 2019	July 25, 2028	₱17.1M
September 30, 2019	July 25, 2028	₱13.6M
February 7, 2019	January 29, 2029	₱7.4M
September 27, 2019	February 4, 2029	₱14.8M
December 27, 2018	December 27, 2028	₱17.8M
March 6, 2019	July 22, 2029	₱18.6M
August 20, 2019	September 12, 2028	₱14.2M
		₱176.4M



- 95 -

AbotizLand

On September 16, 2021, AboitizLand entered into a loan agreement with the Bank of the Philippine Islands with a principal amount of P2.0 billion, which was fully drawn in 2021. The term of the loan is 5 years and bears a floating interest based on BVAL reference rate plus margin or floor rate, whichever is higher. At least 5% of the loan amount is payable on the 1st to the 3rd anniversary of the first drawdown, 15% on the 4th anniversary and balloon payment at maturity date. The loan is secured by landbank assets of the AboitizLand.

Drawdown Date	Maturity Date	Principal Amount
September 16, 2021	September 16, 2026	₱900.0M
October 1, 2021	September 16, 2026	₱600.0M
November 9, 2021	September 16, 2026	₱500.0M

LLI

In December 2021, LLI availed of P2.0 billion long term loan with Bank of the Philippine Islands, payable over 5 years. Interest is initially set at 5.76%-5.97%, payable semi-annually.

Drawdown Date	Maturity Date	Principal Amount
December 6, 2021	December 6, 2026	₱1,413.50M
December 16, 2021	December 6, 2026	₱586.50M

GCMH and Subsidiaries

GCMH Group obtained loans from various lenders with floating interest rates ranging from 1.52% to 7.54% and from 1.59% to 8.6% in 2022 and 2021, respectively.

Long-term debt of Joint Operation

This pertains to TPI's share of the outstanding project debt of its joint operation.

In May 2014, PEC entered into an omnibus agreement with various local banks for a loan facility in the aggregate principal amount of up to ₱33.3 billion with maturity period of 15 years.

The loan facility is subject to a semi-annual interest payment with annual fixed interest ranging from 5.50% - 8.31%. The loans may be voluntarily prepaid in full or in part commencing on and from the third year of the date of initial drawdown with a prepayment penalty.

The loans are secured by a mortgage of substantially all its assets with carrying amount of ₱36.7 billion as of December 31, 2022, and a pledge of the shares of stock held by the joint operators.

Loan covenants

The loan agreements on long-term debts of the Group provide for certain restrictions with respect to, among others, mergers or consolidations or other material changes in their ownership, corporate set-up or management, investment and guaranties, incurrence of additional debt, disposition of mortgage of assets, payment of dividends, and maintenance of financial ratios at certain levels.



These restrictions and requirements were complied with by the Group as of December 31, 2022 and 2021.

20. Customers' Deposits

	2022	2021
Bill and load	₱5,335,318	₱4,551,775
Lines and poles	1,406,384	1,275,934
Transformers	1,402,352	1,372,632
Others	170,831	174,426
	₱8,314,885	₱7,374,767

Transformers and lines and poles deposits are obtained from certain customers principally as cash bond for their proper maintenance and care of the said facilities while under their exclusive use and responsibility.

Effective April 1, 2010, the Amended Distribution Services and Open Access Rules (Amended DSOAR), increased the refund rate from 25% to 75% of the gross distribution revenue generated from the extension lines and facilities until such amounts are fully refunded.

Bill deposit serves to guarantee payment of bills by a customer which is estimated to equal one month's consumption or bill of the customer.

Both the Magna Carta and Distribution Services and Open Access Rules (DSOAR) also provide that residential and non-residential customers, respectively, must pay a bill deposit to guarantee payment of bills equivalent to their estimated monthly billing. The amount of deposit shall be adjusted after one year to approximate the actual average monthly bills. A customer who has paid his electric bills on or before due date for three consecutive years, may apply for the full refund of the bill deposit, together with the accrued interests, prior to the termination of the service; otherwise, bill deposits and accrued interests shall be refunded within one month from termination of service, provided all bills have been paid.

In cases where the customer has previously received the refund of his bill deposit pursuant to Article 7 of the Magna Carta, and later defaults in the payment of his monthly bills, the customer shall be required to post another bill deposit with the distribution utility and lose his right to avail of the right to refund his bill deposit in the future until termination of service. Failure to pay the required bill deposit shall be a ground for disconnection of electric service.

Other customer deposits pertain mainly to deposits from real estate buyers.

Interest expense on customers' deposits amounted to ₱1.2 million in 2022, ₱4.2 million in 2021, and ₱4.0 million in 2020 (see Note 36).



The Group classified customers' deposits under noncurrent liabilities due to the expected long-term nature of these accounts. The portion of customers' deposit to be refunded within the next 12 months amounted to ₱39.1 million and ₱130.0 million as of December 31, 2022 and 2021, respectively, and are presented as part of "Trade and other payables" (see Note 17).

21. Decommissioning liability

Decommissioning liability includes the estimated costs to decommission, abandon and perform surface rehabilitation on a subsidiary's steam field assets at the end of their useful lives, and the best estimate of the expenditure required to settle the obligation to decommission power plant at the end of its lease term (see Note 13).

	2022	2021
Balances at beginning of year	₱5,686,224	₱5,008,033
Change in accounting estimate (see Note 13)	(331,353)	459,228
Accretion of decommissioning liability (see Note 36)	299,363	218,963
Balances at end of year	₱5,654,234	₱5,686,224

The actual dismantling and removal cost could vary substantially from the above estimate because of new regulatory requirements, changes in technology, increased cost of labor, materials, and equipment or actual time required to complete all dismantling and removal activities. Adjustment, if any, to the estimated amount will be recognized prospectively as they become known and reliably estimable.

22. Leases

TLI

In 2009, TLI was appointed by PSALM as Administrator of the coal-fired power plant in Pagbilao, Quezon under the IPP Administration Agreement, giving TLI the right to receive, manage and control the capacity of the power plant for its own account and at its own cost and risk; and the right to receive the transfer of the power plant at the end of the IPP Administration Agreement for no consideration.

In view of the nature of the IPP Administration Agreement, the arrangement has been accounted for as a lease. Accordingly, TLI recognized the right-of-use asset and related liability of ₱44.8 billion (equivalent to the present value of the minimum lease payments using TLI's incremental borrowing rates of 10% and 12% for dollar and peso payments, respectively) in the consolidated financial statements as part of "ROU - Power plant" and "Lease liabilities" accounts, respectively (see Notes 3 and 13).



APRI

On May 25, 2009, APRI entered into a lease agreement with PSALM for a parcel of land owned by the latter on which a portion of the assets purchased under the Asset Purchase Agreement (APA) is situated. The lease term is for a period of twenty-five (25) years commencing from the Closing Date as defined in the APA which falls on May 25, 2009. The rental fees for the whole term of 25 years amounting to ₱492.0 million were paid in full after the receipt by APRI of the Certificate of Effectivity on the lease.

GMEC

In August 2007, a 25-year lease agreement with Authority of the Freeport Area of Bataan for land at Bataan Economic Zone, used as an access road and right of way for electric power transmission lines.

In January 2010, a 50-year land lease agreement with PMR Group Retirement Plan, Inc. (PGRPI), used for its power plant facilities. GMEC, upon mutual agreement of PGRPI, has the right and option to extend the lease for a period of twenty-five years. In August 2016, GMEC entered into another lease agreement with PGRPI for land to be used for staff house.

Sacasun

Sacasun entered into a contract for lease of land where the power plant is located. The contract pertains to rent for 25 years renewable upon mutual agreement by the parties.

HI, HTI, HBI, HSAB, LHC and HSI

HI, HTI, HBI, HSAB, LHC and HSI entered into contracts with various lot owners for lease of land where their power plants are located. Terms of contract are for a period of 1 to 50 years renewable upon mutual agreement by the parties.

Therma Mobile

On April 26, 2014, a 10-year lease for portions of the breakwater area of the Navotas Fishport Complex (NFPC), including the mooring facility, marine and land transmission lines.

TMI

TMI entered into a lease contract with the Philippine Fisheries Development Authority on April 26, 2022 for some portions of the breakwater area of the Navotas Fishport Complex for a period of 15 years. They also have a lease contract with Montgomery Real Estate Lessor for their administrative office for a period of 15 years.

EAUC

Lease agreement with PEZA for a piece of land located inside Mactan Economic Zone for its power plant facilities for a period of 25 years.

TPVI

TPVI entered into a contract for lease of land where the power plant is located. The contract pertains to rent for 25 years renewable upon mutual agreement by the parties. The lease term may be renewed or extended for another 5 years upon the mutual written agreement of the parties.



- 99 -

Set out below, are the carrying amounts of the Group's right-of-use assets and lease liabilities and the movements during the year:

2022

	Right-of-use assets					Lease Liability
	Land	Building	Power Plant	Manufacturing Plant, Equipment and Others	Total	
As at January 1	₱3,506,339	₱319,773	₱31,405,054	₱227,827	₱35,458,993	₱34,256,228
Additions	717,828	135,855	—	1,696	855,379	850,620
Amortization expense	(165,612)	(184,057)	(1,108,868)	(26,933)	(1,485,470)	—
Capitalized amortization	(4,422)	—	—	—	(4,422)	—
Interest expense	—	—	—	—	—	2,418,570
Payments	—	—	—	—	—	(10,232,070)
Others	96,974	(67,661)	—	2,934	32,247	567,575
As at December 31	₱4,151,107	₱203,910	₱30,296,186	₱205,524	₱34,856,727	₱27,860,923

2021

	Right-of-use assets					Lease Liability
	Land	Building	Power Plant	Manufacturing Plant, Equipment and Others	Total	
As at January 1	₱3,413,409	₱389,708	₱32,504,564	₱92,073	₱36,399,754	₱39,768,846
Additions	282,816	98,935	7,486	158,125	547,362	537,784
Amortization expense	(203,509)	(154,387)	(1,106,996)	(24,304)	(1,489,196)	—
Capitalized amortization	(2,214)	—	—	—	(2,214)	—
Interest expense	—	—	—	—	—	2,782,576
Payments	—	—	—	—	—	(9,611,197)
Others	15,837	(14,483)	—	1,933	3,287	778,219
As at December 31	₱3,506,339	₱319,773	₱31,405,054	₱227,827	₱35,458,993	₱34,256,228

The carrying amount of the Group's right-of-use assets as of December 31, 2022 and 2021 is presented as part of "Property, plant and equipment" account.

The Group also has certain leases of equipment, meeting rooms and event sites with lease terms of 12 months or less. The Group applies the short-term lease recognition exemption of these leases.



- 100 -

Set out below, are the amounts recognized in the consolidated statements of income:

	2022	2021	2020
Amortization expense of right-of-use assets	₱1,485,470	₱1,489,196	₱1,536,699
Interest expense on lease liabilities	2,418,570	2,782,576	3,287,801
Rent expense - short-term leases	179,939	129,672	129,672
Rent expense - low value assets	8,461	4,759	4,759
	₱4,092,440	₱4,406,203	₱4,958,931

23. Capital Stock

Information on the Company's authorized capital stock as of December 31, 2022 and 2021 are as follows:

	Number of Shares
Authorized capital stock:	
Common shares, ₱1 par value	9,600,000,000
Preferred shares, ₱1 par value	400,000,000

Outstanding capital stock as of December 31, 2022 and 2021 are as follows:

	Number of Shares
Common shares issued	5,694,599,621
Less treasury shares	64,374,164
Balance at end of year	5,630,225,457

On November 16, 1994, the Company listed with the Philippine Securities Exchange its 3,650,385,204 common shares with a par value of ₱1.00 per share to cover the initial public offering (IPO) of 821,486,204 common shares at an offer price of ₱5.70 per share. Gross proceeds from this issuance of new shares amounted to ₱4.6 billion. Transaction costs incidental to the IPO totaling ₱528.0 million were charged against "Additional paid-in capital" in the consolidated balance sheets.

On May 23, 1995 and August 30, 1996, the Company distributed 20% stock dividend equivalent to 730.08 million shares and 30% stock dividend equivalent to 1.31 billion shares, respectively. Both stock dividends were issued at ₱1.00 per share. At the end of 1996, common shares issued totaled 5.69 billion.

The preferred shares are non-voting, non-participating, non-convertible, cumulative re-issuable and redeemable and may be issued from time to time by the BOD in one or more series and fixed before issuance thereof, the number of shares in each series, and all designations, relative rights,



preferences and limitations of the shares in each series. Preferred shares that are redeemed by the Company may be re-issued.

There were no preferred shares issued as of December 31, 2022 and 2021.

As of December 31, 2022, and 2021, the Company has 8,288 and 8,347 shareholders, respectively.

Treasury Shares

The Company purchased 2.6 million treasury shares amounting to ₱82.4 million in March 2020. This brings total treasury shares held by the Company to ₱64.4 million with corresponding acquisition cost of ₱647.7 million.

24. Retained Earnings

On March 4, 2022, the BOD approved the following:

- a. Declaration of a regular cash dividend of ₱1.62 per share (₱9.1 billion) to all stockholders of record as of March 18, 2022. These dividends were taken out of the unrestricted retained earnings as of December 31, 2021, and were paid on March 30, 2022.
- b. Appropriation of ₱70.6 billion of the Company's retained earnings as of December 31, 2021 for the additional capital infusion into UBP and AIC to finance their on-going projects, and for debt payment of AEV.

On March 5, 2021, the BOD approved the declaration of a regular cash dividend of ₱0.91 per share (₱5.1 billion) to all stockholders of record as of March 19, 2021. These dividends were taken out of the unrestricted retained earnings as of December 31, 2020, and were paid on March 31, 2021.

On March 6, 2020, the BOD approved the following:

- a. Declaration of a regular cash dividend of ₱1.30 per share (₱7.3 billion) to all stockholders of record as of March 20, 2020. These dividends were taken out of the unrestricted retained earnings as of December 31, 2019, and were paid on April 3, 2020.
- b. Appropriation of ₱5.0 billion of the retained earnings as of December 31, 2019 for the additional capital infusion into AboitizLand to finance its on-going projects.

As mentioned in Note 19, the Company shall not permit its DE ratio to exceed 3:1 calculated based on the Company's year-end debt and consolidated equity.

The balance of retained earnings includes the accumulated equity in net earnings of subsidiaries, associates and joint arrangements amounting to ₱138.9 billion and ₱129.0 billion as at December 31, 2022 and 2021, respectively. Such amounts are not available for distribution until such time that the Company receives the dividends from the respective subsidiaries, associates and joint arrangements (see Note 10).



25. Other Comprehensive Income

	2022	2021
Cumulative Translation Adjustments		
Balance at beginning of year	₱2,862,189	₱785,141
Sale of non-controlling interest	—	(480,413)
Movements	(1,053,047)	2,557,461
Balance at end of year	1,809,142	2,862,189
Cash Flow Hedge Reserve		
Balance at beginning of year	399,055	(1,259,874)
Sale of non-controlling interest	—	(229,338)
Movements	977,074	1,888,267
Balance at end of year	1,376,129	399,055
Actuarial Losses on Defined Benefit Plans		
Balances at beginning of year	(867,916)	(1,468,919)
Sale of non-controlling interest	—	267,907
Movements	266,598	333,096
Balance at end of year	(601,318)	(867,916)
Net Unrealized Losses on Financial Assets at FVOCI		
Balance at beginning of year	(118)	3,009
Movements	(31,263)	(3,127)
Balance at end of year	(31,381)	(118)
Share in Cumulative Translation Adjustments of Associates and Joint Ventures		
Balance at beginning of year	(849,471)	(765,424)
Sale of non-controlling interest	—	(17,480)
Movements	1,086,983	(66,567)
Balance at end of year	237,512	(849,471)
Share in Actuarial Losses on Defined Benefit Plans of Associates and Joint Ventures		
Balance at beginning of year	(1,122,519)	(1,356,084)
Sale of non-controlling interest	—	(4,166)
Movements	220,972	237,731
Balance at end of year	(901,547)	(1,122,519)
Share in Fair Value Changes on Financial Assets at FVOCI of Associates		
Balance at beginning of year	(656,595)	102,748
Sale of non-controlling interest	—	(24,591)
Movements	(6,299,539)	(734,752)
Balance at end of year	(6,956,134)	(656,595)
Revaluation surplus	642,672	—
	(₱4,424,925)	(₱235,375)



26. Revenues

a. Power

Sale from Distribution of Power

The Uniform Rate Filing Requirements (UFR) on the rate unbundling released by the ERC on October 30, 2001 specified that the billing for sale and distribution of power and electricity will have the following components: Generation Charge, Transmission Charge, System Loss Charge, Distribution Charge, Supply Charge, Metering Charge, the Currency Exchange Rate Adjustment and Interclass and Lifeline Subsidies. National and local franchise taxes, the Power Act Reduction (for residential customers) and the Universal Charge are also separately indicated in the customer’s billing statements.

Pursuant to Section 43(f) of Republic Act (R.A.) No. 9136, otherwise known as the Electric Power Industry Reform Act of 2001 (EPIRA), and Rule 15, section 5(a) of its Implementing Rules and Regulations (IRR), the ERC promulgated the Distribution Wheeling Rates Guidelines on December 10, 2004. These were subsequently updated and released on July 26, 2006 as the Rules for Setting Distribution Wheeling Rates (RDWR) for Privately Owned Utilities entering Performance Based Regulation (PBR).

Details of the PBR regulatory period and the date of implementation of the approved rates are as follows:

	CLP	DLP	VECO	SEZ
Current regulatory period	April 1, 2023 to March 31, 2027	July 1, 2024 to June 30, 2028	July 1, 2024 to June 30, 2028	October 1, 2025 to September 30, 2029
Date of implementation of approved distribution supply and metering charges	May 1, 2009	August 1, 2010	August 1, 2010	November 26, 2011

The reset process for the Third Regulatory Period to adjust the previously approved distribution supply and metering charges were deferred due to the changes on PBR rules.

The Energy Regulatory Commission has issued ERC Resolution No. 10, Series of 2021 Modifying the Rules for Setting the Distribution Wheeling Rates (RDWR) for Privately-Owned Distribution Utilities Entering Performance-Based Regulation (PBR) and ERC Resolution No. 11, Series of 2021 Adopting the Regulatory Asset Base (RAB) Roll-Forward Handbook for Privately-Owned Electricity Distribution Utilities.

Based on the RDWR, the regulatory periods shall be as follows:

- i. CLP: April 1, 2023 to March 31, 2027
- ii. DLP and VECO: July 1, 2024 to June 30, 2028
- iii. SEZ: October 1, 2025 to September 30, 2029

The reset process for the Fourth Regulatory Period has not started for all private DUs as the above-mentioned ERC rules have not been published, which is a condition for their effectivity.

Total sale from distribution of power amounted to ₱57.2 billion, ₱44.4 billion and ₱41.9 billion in 2022, 2021 and 2020, respectively.



Sale from Generation of Power and Retail Electricity

Energy Trading through the Philippine Wholesale Electricity Spot Market (WESM)

Certain subsidiaries are trading participants and direct members under the generator sector of the WESM. These companies are allowed to access the WESM Market Management System through its Market Participant Interface (MPI). The MPI is the facility that allows the trading participants to submit and cancel bids and offers, and to view market results and reports. Under its price determination methodology as approved by the ERC, locational marginal price method is used in computing prices for energy bought and sold in the market on a per node, per hour basis. In the case of bilateral power supply contracts, however, the involved trading participants settle directly with their contracting parties.

Total sale of power to WESM amounted to ₱27.7 billion in 2022, ₱14.7 billion in 2021 and ₱6.4 billion in 2020, respectively.

Power Supply Agreements

- a. Power Supply Contracts assumed under Asset Purchase Agreement (APA) and IPP Administration Agreement

Revenue recognition for customers under the power supply contracts assumed under the APA and IPP Administration Agreements are billed based on the contract price which is calculated based on the pricing structure approved by the ERC. Rates are calculated based on the time-of-use pricing schedule with corresponding adjustments using the GRAM and the ICERA.

- ii. Power Supply Contracts assumed under Asset Purchase Agreement (APA) and IPP Administration Agreement

Certain subsidiaries have negotiated contracts with NPC, Private Distribution Utilities, Electric Cooperatives and Commercial and Industrial Consumers referred to as PPA/PSA or ESA. These contracts provide a tariff that allows these companies to charge for capacity fees, fixed operating fees and energy fees.

- iii. Feed-in-Tariff (FIT)

Certain subsidiaries were issued a FIT Certificate of Compliance from the ERC which entitles them to avail the FIT rate. These subsidiaries also signed agreements with the National Transmission Corporation (NTC), the FIT administrator. These agreements enumerate the rights and obligations under the FIT rules and FIT-All guidelines, in respect to the full payment of the actual energy generation of the generator, at a price equivalent to the applicable FIT rate, for the entire duration of its FIT eligibility period.

Total sale of power under power supply agreements amounted to ₱70.0 billion in 2022, ₱52.4 billion in 2021 and ₱42.4 billion in 2020.



Ancillary Services Procurement Agreement (ASPA)

Certain subsidiaries have ASPA with the NGCP. Ancillary services are support services such as frequency regulating, contingency and dispatchable reserves, reactive power support, and black start capability which are necessary to support the transmission capacity and energy that are essential in maintaining power quality and security of the grid.

Total sale of power under ASPA amounted to ₱3.5 billion in 2022 and ₱2.7 billion in 2021 and 2020.

Retail Electricity Supply Agreements

Certain subsidiaries have negotiated contracts with contestable customers. These contracts provide supply and delivery of electricity where capacity fees, fixed operating fees and energy fees are at fixed price/kwh or time of use.

Total sale of power under retail electricity supply agreements amounted to ₱35.2 billion in 2022, ₱19.9 billion in 2021 and ₱16.5 billion in 2020, respectively.

Real estate revenues consist of the following:

	2022	2021	2020
Real estate sales	₱5,845,404	₱4,324,337	₱2,730,257
Rental income	1,488,174	617,851	527,832
	₱7,333,578	₱4,942,188	₱3,258,089

27. Purchased Power

Distribution

The Group's distribution utilities entered into contracts with NPC/PSALM and generation companies for the purchase of electricity, and into Transmission Service Agreements with NGCP for the transmission of electricity.

To avail of opportunities in the competitive electricity market, some of the Group's distribution utilities registered as direct participants of the WESM.

Total purchased power amounted to ₱29.6 billion, ₱19.8 billion, ₱20.0 billion in 2022, 2021 and 2020, respectively.

Generation

Purchased power takes place during periods when power generated from power plants are not sufficient to meet customers' required power as stated in the power supply contracts. Insufficient supply of generated energy results from the shutdowns due to scheduled maintenance or an emergency situation. The Group purchases power from WESM to ensure uninterrupted supply of power and meet the requirements in the power supply contracts.



- 106 -

The Group entered into Replacement Power Contracts with certain related parties (see Note 34). Under these contracts, the Group supplies power to counterparties when additional power is needed. Correspondingly, when faced with energy shortfalls, the Group purchases power from counterparties.

Total purchased power amounted to ₱23.9 billion, ₱16.3 billion, ₱7.7 billion in 2022, 2021 and 2020, respectively.

Retail Electricity Supply

The Group also purchases from WESM in order to supply its contestable customers.

Total purchased power amounted to ₱15.9 billion, ₱5.4 billion and ₱3.7 billion in 2022, 2021 and 2020, respectively.



28. Costs and Expenses

Cost of generated power consists of:

	2022	2021	2020
Fuel costs (see Note 6)	₱52,189,877	₱27,484,810	₱19,650,746
Steam supply costs (see Note 40)	7,514,100	4,950,813	2,974,611
Energy fees	664,405	746,182	565,676
Wheeling expenses	185,299	148,436	44,909
Ancillary charges	65,448	169,467	225,916
	₱60,619,129	₱33,499,708	₱23,461,858

Cost of goods sold consists of:

	2022	2021	2020
Raw materials used, purchases and changes in biological assets and inventories (see Notes 6 and 8)	₱88,125,036	₱67,976,574	₱56,243,449
Direct labor (see Note 29)	732,621	401,144	375,476
Manufacturing overhead			
Depreciation (see Note 13)	1,345,190	1,229,953	1,142,955
Power	912,901	773,469	679,519
Repairs and maintenance	756,517	594,034	532,641
Indirect labor (see Note 29)	729,682	881,403	834,018
Fuel and lubricants	402,211	322,086	283,416
Outside services	285,256	242,785	479,294
Employees' benefits (see Notes 29 and 30)	256,432	258,783	204,396
Toll milling expenses	182,606	159,235	68,969
Insurance	157,157	132,250	115,182
Office and general supplies	146,061	81,402	107,074
Rental	104,808	67,967	35,277
Taxes and licenses	102,709	89,074	81,096
Freight and handling	77,971	80,232	63,897
Medicines and vaccines	51,849	50,490	22,661
Pest control	29,844	29,999	25,280
Royalty fee	—	—	8,912
Others	457,354	206,616	195,813
	5,998,548	5,199,778	4,880,400
Cost of goods manufactured	94,856,205	73,577,496	61,499,325
Finished goods inventory (see Note 6)			
Beginning of year	1,437,567	1,449,166	1,468,608
End of year	(2,928,323)	(1,437,567)	(1,449,166)
	₱93,365,449	₱73,589,095	₱61,518,767



- 108 -

Operating expenses consist of:

	2022	2021	2020
Depreciation and amortization (see Notes 13 and 14)	₱12,433,264	₱11,732,659	₱11,553,868
Personnel costs (see Notes 29 and 30)	10,085,981	8,274,889	8,146,599
Repairs and maintenance	4,200,084	3,330,570	2,672,138
Outside services (see Note 35)	3,409,286	3,457,561	3,264,600
Taxes and licenses	3,366,300	3,680,613	3,350,398
Insurance	3,007,163	2,246,849	1,738,902
Freight and handling	1,961,078	1,512,732	1,340,004
Management and professional fees (see Note 35)	1,245,574	758,496	927,392
Transportation and travel	925,990	605,629	506,814
Advertising	711,404	457,670	369,263
Provision for impairment of trade receivables (see Note 5)	280,651	1,367,439	1,105,839
Utilities	173,780	100,316	182,914
Training and development	156,420	69,995	66,520
Rent	138,132	111,030	108,400
Commissions	38,368	—	1,394
Fuel and lubricants	10,740	7,495	22,210
Others	2,200,655	2,182,148	1,756,637
	₱44,344,870	₱39,896,091	₱37,113,892

Other operating expenses consist of miscellaneous items, the most significant of which are materials and supplies.

Sources of depreciation and amortization are as follows:

	2022	2021	2020
Property, plant and equipment (see Note 13)	₱11,670,964	₱10,925,911	₱10,612,189
Right of use assets (see Note 22)	1,485,470	1,489,196	1,536,699
Intangible assets (see Note 14)	622,020	547,505	547,935
	₱13,778,454	₱12,962,612	₱12,696,823

29. Personnel Costs

	2022	2021	2020
Salaries and wages	₱9,406,853	₱7,955,165	₱8,112,268
Employee benefits (see Note 30)	2,175,690	1,553,659	1,286,581
	₱11,582,543	₱9,508,824	₱9,398,849



30. Pension Benefit Plans

Under the existing regulatory framework, Republic Act 7641, otherwise known as *The Retirement Pay Law*, requires a provision for retirement pay to qualified private sector employees in the absence of any retirement plan in the entity. It further states that the employees' retirement benefits under any collective bargaining and other agreements shall not be less than those provided under the law. The law does not require minimum funding of the plan.

The Company and its subsidiaries have funded, noncontributory, pension benefit plans ("Plan") covering all regular and full-time employees and requiring contributions to be made to separately administered funds. The retirement benefit fund ("Fund") of each subsidiary is in the form of a trust being maintained and managed by AEV, under the supervision of the Board of Trustees (BOT) of the Plan. The BOT, whose members are also corporate officers, is responsible for the investment of the Fund assets. Taking into account the Plan's objectives, benefit obligations and risk capacity, the BOT periodically defines the investment strategy in the form of a long-term target structure.

The following tables summarize the components of net benefit expense recognized in the consolidated statements of income and the funded status and amounts recognized in the consolidated balance sheets for the respective plans.

Net benefit expense (recognized as part of personnel costs under operations)

	2022	2021	2020
Retirement expense recognized in the consolidated statements of income:			
Service cost	₱688,002	₱424,951	₱327,922
Net interest cost	9,056	21,377	27,204
Remeasurement of other long-term employee benefits	831	2,319	(1,396)
	₱697,889	₱448,647	₱353,730

	2022	2021	2020
Remeasurement gains (losses) recognized in the consolidated statements of comprehensive income:			
Actuarial gains (losses) on defined benefit plan	₱280,321	₱273,979	(₱437,544)
Return (losses) on assets excluding amount included in net interest cost	72,837	324,517	(573,483)
	₱353,158	₱598,496	(₱1,011,027)

Net pension liabilities

	2022	2021
Present value of obligation	₱4,139,439	₱3,993,697
Fair value of plan assets	(3,870,164)	(3,793,572)
Pension liability	₱269,275	₱200,125



- 110 -

Changes in the present value of the defined benefit obligation are as follows:

	2022	2021
At January 1	₱3,993,697	₱4,003,447
Net benefit costs in the consolidated statements of income		
Current service costs	683,353	398,272
Interest cost	202,451	152,922
Past service costs	4,649	26,679
Transfers and others	3,280	16,359
Remeasurement of other long-term employee benefits	831	2,319
Benefits paid	(465,197)	(332,322)
Remeasurements in other comprehensive income:		
Actuarial losses due to experience adjustments	270,904	109,725
Actuarial losses due to changes in financial assumptions	(551,225)	(383,704)
	4,142,743	3,993,697
Disposal of subsidiaries (see Note 9)	(3,304)	—
At December 31	₱4,139,439	₱3,993,697

Changes in the fair value of plan assets are as follows:

	2022	2021
At January 1	₱3,793,572	₱3,544,253
Actual contributions	258,087	90,053
Interest income included in net interest cost	193,395	131,545
Transfers and others	575	6,080
Actual return excluding amount included in net interest cost	72,837	324,517
Benefits paid	(448,302)	(302,876)
At December 31	₱3,870,164	₱3,793,572

Changes in net pension liability recognized in the consolidated balance sheets are as follows:

	2022	2021
At January 1	₱200,125	₱459,194
Contribution to retirement fund	(258,087)	(90,053)
Retirement expense for the year	697,889	448,647
Actuarial losses recognized for the year	(353,158)	(598,496)
Transfers and others	2,705	10,279
Benefits paid from Group operating funds	(16,895)	(29,446)
Disposal of subsidiaries (see Note 9)	(3,304)	—
At December 31	₱269,275	₱200,125



- 111 -

The fair value of plan assets by each class as at the end of the reporting period are as follows:

	2022	2021
Cash and fixed-income investments	₱2,184,703	₱2,050,089
Equity instruments:		
Power	449,271	458,890
Holding	522,613	623,724
Financial institution	166,458	248,805
Others	547,119	412,064
Fair value of plan assets	₱3,870,164	₱3,793,572

All equity and debt instruments held have quoted prices in active market. The remaining plan assets do not have quoted market prices in active market.

The plan assets have diverse investments and do not have any concentration risk.

The principal assumptions used in determining pension benefit obligations for the Group's plans are shown below:

	2022	2021	2020
Discount rate	3.51% - 8.55%	3.46% - 9.70%	2.75% - 7.83%
Salary increase rate	5% - 7%	6% - 7%	6% - 7%

The sensitivity analysis below has been determined based on reasonable possible changes of each significant assumption on the defined benefit obligation as of December 31, 2022 and 2021, assuming all other assumptions were held constant:

December 31, 2022

	Increase (decrease) in basis points	Effect on defined benefit obligation
Discount rates	100	(₱154,141)
	(100)	183,556
Future salary increases	100	₱192,407
	(100)	(164,019)

December 31, 2021

	Increase (decrease) in basis points	Effect on defined benefit obligation
Discount rates	100	(₱218,760)
	(100)	307,004
Future salary increases	100	₱321,651
	(100)	(236,541)



The pension benefit plans are funded by the Company and its subsidiaries. The Group expects to contribute approximately ₱755.8 million to the retirement benefit funds in 2023.

The average durations of the defined benefit obligation as of December 31, 2022 and 2021 are 7.99 - 20.40 years and 2.53 - 23.42 years, respectively.

The Board of Trustees reviews the performance of the plans on a regular basis. It assesses whether the retirement plans will achieve investment returns which, together with contributions, will be sufficient to pay retirement benefits as they fall due. The Group also reviews the solvency position of the different member companies on an annual basis and estimates, through the actuary, the expected contribution to the Plan in the subsequent year.

31. Other Income (Expense) - Net

	2022	2021	2020
Net foreign exchange gains	₱2,984,416	₱584,641	₱1,185,689
Surcharges	633,962	561,367	447,703
Net unrealized fair valuation gains on investment properties (see Note 15)	527,154	976,228	401,410
Rental income (see Note 35)	327,195	188,846	49,385
Non-utility operating income	146,723	138,922	142,013
Dividend income	3,380	2,984	4,827
Increase (decrease) in fair value of biological assets (see Note 8)	(111,768)	133,774	305,711
Unrealized valuation gain (loss) on financial assets at FVTPL	(191,710)	(4,727)	79,501
Gain (loss) on sale/disposal of:			
Investments and advances	183,299	(44,258)	—
Financial assets at FVTPL	31,283	115,707	15,622
Property, plant and equipment	(158,832)	(209,420)	(27,097)
Write off of project development costs	(314,490)	(369,918)	(56,410)
Provision for impairment losses on property, plant and equipment and other assets (see Notes 13 and 14)	(1,224,108)	(340,597)	(113,683)
Others - net	1,411,072	1,408,745	2,374,604
	₱4,247,576	₱3,142,294	₱4,809,275

Provision for impairment losses pertain to the following:

- (a) The impairment test calculation of TPVI in 2022 resulted to the recognition of an impairment loss amounting to ₱685.0 million.
- (b) Goodwill impairment loss amounting to ₱431.6 million.



“Others” include derivative gains arising from TLI’s commodity hedge amounting to ₱1.70 billion in 2022 and ₱240.0 million in 2021, insurance claims from GMEC, APRI and DLPC amounting to ₱384.0 million in 2021 and insurance claims from plant outages of TSI amounting to ₱1.80 billion and liquidating damages from contractor due to the delay in the completion of TVI’s power plant amounting to ₱611.0 million in 2020. In August 2021, the Company received ₱324.9 million from a fund held in escrow as compensation for warranties and contingencies from its previous investment transaction. “Others” also includes non-recurring items like sale of scrap and sludge oil, and reversal of provisions

32. Income Taxes

The provision for (benefit from) income tax consists of:

	2022	2021	2020
Current			
Corporate income tax	₱4,019,584	₱3,338,935	₱6,111,431
Final tax	222,637	158,340	218,334
	4,242,221	3,497,275	6,329,765
Deferred	(424,416)	(689,022)	1,253,493
	₱3,817,805	₱2,808,253	₱7,583,258

A reconciliation between the statutory income tax rate and the Group’s effective income tax rates follows:

	2022	2021	2020
Statutory income tax rate	25.00%	25.00%	30.00%
Tax effects of:			
Changes on unrecognized deferred income tax assets	2.48	1.22	11.93
Non-deductible interest expense	1.54	1.93	8.50
Non-deductible depreciation expense	0.59	0.77	2.30
Deductible lease payments	(5.14)	(6.33)	(17.54)
Nontaxable share in net earnings of associates and joint ventures	(10.79)	(11.66)	(9.53)
Income under ITH	(2.41)	(2.81)	(1.13)
Interest income subjected to final tax at lower rates - net	(0.35)	(0.08)	(0.57)
Others	(0.85)	(0.45)	2.75
	10.07%	7.59%	26.71%



- 114 -

Net deferred income tax assets at December 31 relate to the following:

	2022	2021
Deferred income tax assets:		
Unrealized foreign exchange losses	₱1,185,980	₱—
Net income from commissioning	1,147,782	1,191,899
NOLCO	798,714	1,888,272
Allowances for impairment and probable losses	774,558	647,220
Accrued retirement benefits	50,930	41,969
Unamortized contributions for past service	45,525	167,471
Tax effects of items in other comprehensive income	7,279	134,082
MCIT	7,040	16,715
Others	583,880	—
	4,601,688	4,087,628
Deferred income tax liabilities:		
Difference between the carrying amount of nonmonetary assets and related tax base	1,770,906	1,053,314
Revaluation prior to transfer to investment property (see Note 13)	214,224	—
Consumable biological assets	95,322	—
Pension asset	5,738	140,985
Unrealized foreign exchange gain	3,239	512,572
Others	788,584	404,209
	2,878,013	2,111,080
	₱1,723,675	₱1,976,548

Net deferred income tax liabilities at December 31 relate to the following:

	2022	2021
Deferred income tax liabilities:		
Unrealized gain on investment property	₱1,485,678	₱1,502,670
Unamortized franchise	585,223	604,463
Percentage-of-completion recognition of real estate sales and related costs	126,941	126,941
Unamortized customs duties and taxes capitalized	3,884	4,197
Unrealized foreign exchange gains	21,724	2,165
Pension asset	121,615	—
Others	387,017	265,968
	2,732,082	2,506,404
Deferred income tax assets:		
Tax effects of items in other comprehensive income	6,548	67,395
NOLCO	5,948	6,093

(Forward)

- 115 -

	2022	2021
Allowances for:		
Impairment and probable losses	₱127,710	₱107,628
Inventory obsolescence	—	30,683
Pension asset	78,135	—
Unamortized past service cost	35,736	15,962
Unrealized foreign exchange losses	7,825	7,846
Others	512	—
	262,414	235,607
	₱2,469,668	₱2,270,797

In computing for deferred income tax assets and liabilities, the tax rates used were 30% and 10%, which are the rates expected to apply to taxable income in the years in which the deferred income tax assets and liabilities are expected to be recovered or settled and considering the tax rate for renewable energy developers as allowed by the Renewable Energy Act of 2008.

The Group did not recognize deferred income tax liability on its undistributed retained earnings of its subsidiaries on the basis that there are no income tax consequences to the Group attaching to the payment of dividends to its shareholders or that the reversal of the temporary differences are not expected to reverse in the foreseeable future (see Note 24).

33. Earnings per Common Share

Earnings per common share amounts were computed as follows:

	2022	2021	2020
a. Net income attributable to equity holders of the parent	₱24,827,398	₱27,309,623	₱15,433,613
b. Weighted average number of common shares issued and outstanding	5,630,225	5,630,225	5,630,225
c. Earnings per common share (a/b)	₱4.41	₱4.85	₱2.74

There are no dilutive potential common shares as of December 31, 2022, 2021 and 2020.

34. Operating Segment Information

Operating segments are components of the Group that engage in business activities from which they may earn revenues and incur expenses, whose operating results are regularly reviewed by the Group's CODM to make decisions about how resources are to be allocated to the segment and assess their performances, and for which discrete financial information is available.



For purposes of management reporting, the Group's operating businesses are organized and managed separately according to services provided, with each segment representing a strategic business segment. The Group's identified operating segments, which are consistent with the segments reported to the BOD, the Group's CODM, are as follows:

- power segment, which is engaged in power generation and sale of electricity;
- financial services segment, which is engaged in banking and money remittance operations;
- food manufacturing segment, which is engaged in the production of flour and feeds and swine breeding;
- real estate segment, which is engaged in real property development for sale and lease;
- infrastructure segment, which is engaged in the production of cement and other building materials and in the supply of treated bulk water; and
- the parent company and others, which include the operations of the Company and the service provider subsidiaries that cater mainly to the Group.

In addition, The Group presents geographical segments based on two categories, as follows:

- Philippines, which represents the Group's local operations; and
- Rest of Asia, which represents the foreign operations of the Group across several countries in Asia.

Management monitors the operating results of its segments separately for the purpose of making decisions about resource allocation and performance assessment. Segment revenue and segment expenses are measured in accordance with PFRS. The presentation and classification of segment revenue and segment expenses are consistent with the consolidated statements of income. Interest expense and financing charges, depreciation and amortization expense and income taxes are managed on a per segment basis.

The Group has inter-segment revenues in the form of management fees as well as inter-segment sales of electricity and other services which are eliminated in consolidation. The transfers are accounted for at competitive market prices on an arm's-length basis.

Segment assets do not include deferred income tax assets, pension asset and other noncurrent assets. Segment liabilities do not include deferred income tax liabilities, income tax payable and pension liability. Capital expenditures consist of additions of property, plant and equipment and intangible asset - service concession rights. Adjustments as shown below include items not presented as part of segment assets and liabilities.

Revenue is recognized to the extent that it is probable that economic benefits will flow to the Group, and that the revenue can be reliably measured. Sale of power to Manila Electric Company (MERALCO) accounted for —%, 8% and 10% of the power generation revenues of the Group in 2022, 2021, and 2020, respectively.



- 117 -

Financial information on the operations of the various business segments are summarized as follows:

2022								
	Power	Financial Services	Food Manufacturing	Real Estate	Infrastructure	Parent Company and Others	Eliminations	Consolidated
REVENUES								
Third parties	₱193,703,938	₱—	₱104,094,671	₱7,730,830	₱87,017	₱1,136,225	₱—	₱306,752,681
Inter-segment	289,650	—	6,631,194	49,407	55,615	1,044,592	(8,070,458)	—
Total revenue	₱193,993,588	₱—	110,725,865	₱7,780,237	₱142,632	₱2,180,817	(₱8,070,458)	₱306,752,681
RESULTS								
Segment results	₱29,802,974	₱—	₱3,180,628	₱1,622,316	₱688,015	(₱376,633)	₱69,321	₱34,986,621
Unallocated corporate income (expenses) - net	493,128	—	(1,128,379)	412,780	435,428	4,034,619	—	4,247,576
INCOME FROM OPERATIONS								39,234,197
Interest expense	(13,420,348)	—	(1,565,638)	(166,239)	(60,012)	(2,667,614)	23,167	(17,856,684)
Interest income	678,696	—	74,353	13,843	121,370	1,002,129	(23,167)	1,867,224
Share in net earnings of associates and joint ventures	15,134,970	6,316,778	9,619	(13,614)	(665,405)	16,144,672	(16,145,155)	20,781,865
Provision for income tax	(3,164,205)	—	(344,011)	(128,878)	(40,610)	(140,101)	—	(3,817,805)
NET INCOME	₱29,525,215	₱6,316,778	₱226,572	₱1,740,208	₱478,786	₱17,997,072	(₱16,075,834)	₱40,208,797
OTHER INFORMATION								
Segment assets	₱132,976,387	₱—	₱41,908,310	₱31,838,909	₱4,035,552	₱53,213,873	(₱6,014,093)	₱257,958,938
Investments and advances	77,928,459	77,700,780	92,402	1,708,053	38,310,505	160,508,904	(160,393,358)	195,855,745
Unallocated corporate assets	266,689,035	—	33,402,056	11,981,344	31,017,785	11,793,641	(716,322)	354,167,539
Consolidated total assets								₱807,982,222
Segment liabilities	₱295,735,859	₱—	₱45,197,132	₱16,862,576	₱10,302,664	₱90,213,796	(₱6,314,093)	₱451,997,934
Unallocated corporate liabilities	1,683,254	—	23,009,673	989,972	109,765	(22,011,013)	—	3,781,651
Consolidated total liabilities								₱455,779,585
Capital expenditures	₱12,085,502	₱—	₱1,754,712	₱332,572	₱109,129	₱119,687	₱—	₱14,401,602
Depreciation and amortization	₱11,863,670	₱—	₱1,627,470	68,285	₱36,741	₱182,288	₱—	₱13,778,454

2021								
	Power	Financial Services	Food Manufacturing	Real Estate	Infrastructure	Parent Company and Others	Eliminations	Consolidated
REVENUES								
Third parties	₱134,144,405	₱—	₱83,643,746	₱5,234,842	₱122,776	₱783,650	₱—	₱223,929,419
Inter-segment	214,816	—	3,555,851	91,887	2,810	1,220,369	(5,085,733)	—
Total revenue	₱134,359,221	₱—	₱87,199,597	₱5,326,729	₱125,586	₱2,004,019	(₱5,085,733)	₱223,929,419
RESULTS								
Segment results	₱28,209,796	₱—	₱3,386,863	₱1,699,343	(₱284,752)	₱89,834	₱—	₱33,101,084
Unallocated corporate income (expenses) - net	213,565	—	(90,566)	1,294,680	39,289	1,685,326	—	3,142,294

(Forward)



- 118 -

2021								
	Power	Financial Services	Food Manufacturing	Real Estate	Infrastructure	Parent Company and Others	Eliminations	Consolidated
INCOME FROM OPERATIONS								36,243,378
Interest expense	(P13,590,365)	P—	(P818,828)	(P66,651)	(P453)	(P2,591,729)	P25,870	(P17,042,156)
Interest income	343,233	—	68,553	5,335	30,278	109,322	(25,870)	530,851
Share in net earnings of associates and joint ventures	9,479,696	6,376,021	16,194	(4,831)	1,380,211	20,370,751	(20,372,399)	17,245,643
Provision for income tax	(2,110,710)	—	(533,305)	(69,396)	(6,895)	(87,947)	—	(2,808,253)
NET INCOME	P22,545,215	P6,376,021	P2,028,911	P2,858,480	P1,157,678	P19,575,557	(P20,372,399)	P34,169,463
OTHER INFORMATION								
Segment assets	P104,419,938	P—	P33,331,377	P24,505,318	P7,542,447	P86,837,632	(P2,287,631)	P254,349,081
Investments and advances	64,952,728	59,428,617	56,702	1,721,667	28,521,561	116,882,696	(116,748,358)	154,815,613
Unallocated corporate assets	258,042,953	—	32,486,682	10,516,613	13,349,620	10,619,935	(573,875)	324,441,928
Consolidated total assets								P733,606,622
Segment liabilities	P270,682,017	P—	P35,205,305	P14,256,695	P10,407,878	P74,977,513	(P2,835,857)	P402,693,551
Unallocated corporate liabilities	1,152,899	—	32,618,245	948,055	11,656	(31,584,542)	—	3,146,313
Consolidated total liabilities								P405,839,864
Capital expenditures	P9,149,864	P—	P1,754,712	P331,588	P109,129	P33,912	P—	P11,379,205
Depreciation and amortization	P11,202,273	P—	P1,486,698	P74,655	P34,078	P164,908	P—	P12,962,612
2020								
	Power	Financial Services	Food Manufacturing	Real Estate	Infrastructure	Parent Company and Others	Eliminations	Consolidated
REVENUES								
Third parties	P110,144,339	P—	P72,597,093	P3,541,272	P93,253	P349,871	P—	P186,725,828
Inter-segment	232,310	—	—	77,096	2,590	1,099,846	(1,411,842)	—
Total revenue	P110,376,649	P—	P72,597,093	P3,618,368	P95,843	P1,449,717	(P1,411,842)	P186,725,828
RESULTS								
Segment results	P26,879,887	P—	P4,481,626	P507,768	(P189,192)	(P283,067)	P76,768	P31,473,790
Unallocated corporate income (expenses) - net	4,928,563	—	(13,136)	62,941	10,679	(103,005)	(76,767)	4,809,275
INCOME FROM OPERATIONS								36,283,065
Interest expense	(14,253,528)	—	(941,119)	(83,610)	—	(2,706,411)	67,581	(17,917,087)
Interest income	653,076	—	93,047	9,138	16,394	303,162	(67,581)	1,007,236
Share in net earnings of associates and joint ventures	2,675,136	5,855,311	19,781	(33,456)	525,013	11,766,479	(11,789,231)	9,019,033
Provision for income tax	(6,061,912)	—	(1,289,752)	(52,324)	(11,248)	(168,022)	—	(7,583,258)
NET INCOME	P14,821,222	P5,855,311	P2,350,447	P410,457	P351,646	P8,809,136	(P11,789,230)	P20,808,989
OTHER INFORMATION								
Segment assets	P77,504,703	P—	P27,288,310	P19,182,052	P3,385,735	P21,443,628	(P1,423,195)	P147,381,233

(Forward)



- 119 -

	2020							
	Power	Financial Services	Food Manufacturing	Real Estate	Infrastructure	Parent Company and Others	Eliminations	Consolidated
Investments and advances	₱61,828,801	₱55,369,791	₱71,020	₱2,069,756	₱26,025,132	₱126,890,485	(₱126,838,341)	₱145,416,644
Unallocated corporate assets	258,591,615	—	41,561,960	8,300,160	8,023,658	454,533	(573,876)	316,358,050
Consolidated total assets								₱609,155,927
Segment liabilities	₱261,578,030	₱—	₱28,397,739	₱12,256,824	₱9,824,430	₱71,843,403	(₱1,971,504)	₱381,928,922
Unallocated corporate liabilities	1,762,015	—	31,000,041	581,967	17,009	(29,734,026)	—	3,627,006
Consolidated total liabilities								₱385,555,928
Capital expenditures	₱5,428,730	₱—	₱1,605,410	₱352,711	₱207,335	₱54,732	₱—	₱7,648,918
Depreciation and amortization	₱10,973,364	₱—	₱1,395,118	₱118,989	₱22,146	₱187,206	₱—	₱12,696,823

Revenues and noncurrent operating assets by geographical locations are summarized below:

	Revenue			Property, Plant and Equipment		Intangible Assets	
	2022	2021	2020	2022	2021	2022	2021
Philippines	₱242,674,145	₱171,804,664	₱142,541,418	₱184,529,621	₱179,353,934	₱18,337,986	₱16,669,351
Rest of Asia	89,461,098	71,797,275	56,659,866	5,325,372	5,205,280	46,837	93,640
	₱332,135,243	₱243,601,939	₱199,201,284	₱189,854,993	₱184,559,214	₱18,384,823	₱16,762,991

The revenue information above is based on the locations of customers. Noncurrent operating assets consist of property, plant and equipment and intangible assets.

35. Related Party Disclosures

Parties are considered to be related if one party has the ability to control, directly or indirectly, the other party or exercise significant influence over the other party in making financial and operating decisions. Parties are also considered to be related if they are subject to common control or common significant influence. Related parties may be individuals or corporate entities.

The sales to and purchases from related parties are made on terms equivalent to those that prevail in arm's length transactions. The Group enters into transactions with its parent, associates, joint ventures and other related parties, principally consisting of the following:

- Service contracts of certain associates with ACO, AEV and AP at fees based on agreed rates. Professional and technical fees paid by these associates and joint ventures to ACO, AEV and AP totaled ₱722.1 million, ₱577.0 million and ₱399.0 million in 2022, 2021 and 2020, respectively.
- Cash deposits and placements with UBP earn interest at prevailing market rates (see Note 4).
- Aviation services are rendered by AEV Aviation to ACO and certain associates.
- Lease of commercial office units by ACO and certain associates from CPDC.



- 120 -

- e. Purchase of lots for residential and commercial project development by AboitizLand from ACO in 2012. The purchase was for a total consideration of ₱595.8 million, a portion of which was paid upon execution of the Contract to Sell. The remaining balance is payable on quarterly installments for the next 10 years. The current portion of the related liability amounted to ₱— million as of December 31, 2022, and ₱14.2 million as of December 31, 2021 (see Note 19).
- f. Power sales to and purchases from certain associates and joint ventures based on the Group's power supply and purchase agreements, respectively (see Notes 26 and 27).
- g. Services rendered by Aboitiz Construction, Inc. (ACI), a wholly owned subsidiary of ACO, to the Group for various construction projects.

The above transactions are settled in cash.

Significant outstanding account balances with related parties as of December 31, 2022 and 2021 are as follows:

a. Revenue - Management, Professional and Technical Fees

	Revenue			Accounts Receivable		Terms	Conditions
	2022	2021	2020	2022	2021		
<i>Ultimate Parent</i>							
ACO	₱16,757	₱14,199	₱11,823	₱—	₱—	30-day; interest-free	Unsecured; no impairment
<i>Associates and Joint Ventures</i>							
RCBM (see Note 10)	236,379	168,145	82,065	—	—	30-day; interest-free	Unsecured; no impairment
SFELAPCO	116,181	123,025	108,838	—	—	30-day; interest-free	Unsecured; no impairment
CEDC	82,700	84,260	88,445	—	—	30-day; interest-free	Unsecured; no impairment
RCMI (see Note 10)	86,849	60,252	21,594	—	—	30-day; interest-free	Unsecured; no impairment
RCII (see Note 10)	—	—	6,055	—	—	30-day; interest-free	Unsecured; no impairment
GNPD	43,478	39,502	39,884	9	7,575	30-day; interest-free	Unsecured; no impairment
SNAP-Magat	13,819	10,038	13,814	1,518	—	30-day; interest-free	Unsecured; no impairment
SNAP-Benguet	13,478	9,620	13,591	1,746	—	30-day; interest-free	Unsecured; no impairment
SNAP-Res, Inc.	—	5	—	—	—	30-day; interest-free	Unsecured; no impairment
MORE	843	2,139	1,358	74	—	30-day; interest-free	Unsecured; no impairment
UBP	95,921	63,877	8,756	1,925	—	30-day; interest-free	Unsecured; no impairment
CSB	9,830	600	—	8,315	—	30-day; interest-free	Clean; no impairment
SNAP-Generation	1,310	474	371	60	—	30-day; interest-free	Unsecured; no impairment
RCSI	4,526	894	2,413	(5,795)	—	30-day; interest-free	Unsecured; no impairment
Total	₱722,071	₱577,030	₱399,007	₱7,852	₱7,575		



- 121 -

b. Cash Deposits and Placements with UBP

	Interest Income			Outstanding Balance		Terms	Condition
	2022	2021	2020	2022	2021		
AP and Subsidiaries	₱91,330	₱45,793	₱159,058	₱18,117,326	₱13,827,284	90 days or less; interest-bearing	No impairment
AEV	108,626	25,040	42,189	8,661,576	22,801,039	90 days or less; interest-bearing	No impairment
PILMICO and Subsidiaries	1,084	971	9,968	837,495	645,254	90 days or less; interest-bearing	No impairment
AboitzLand and Subsidiaries	1,431	1,752	1,110	331,729	1,130,482	90 days or less; interest-bearing	No impairment
AIC and Subsidiaries	5,866	20,388	10,108	1,265,267	4,708,066	90 days or less; interest-bearing	No impairment
CPDC	456	117	978	62,798	6,231	90 days or less; interest-bearing	No impairment
AEV AVIATION	187	105	89	58,314	67,021	90 days or less; interest-bearing	No impairment
AIPL	—	—	—	12,658	11,591	90 days or less; interest-bearing	No impairment
Weather Solutions, Inc.	—	—	5	—	—	90 days or less; interest-bearing	No impairment
	₱208,980	₱94,166	₱223,505	₱29,347,163	₱43,196,968		

c. Revenue - Aviation Services

	Revenue			Accounts Receivable		Terms	Conditions
	2022	2021	2020	2022	2021		
<i>Associates and Joint Ventures</i>							
SNAP-Magat	7,162	7,992	7,179	—	—	30-day; interest-free	Unsecured; no impairment
SNAP-Benguet	1,844	2,017	1,734	—	—	30-day; interest-free	Unsecured; no impairment
UBP	1,500	1,500	1,500	—	—	30-day; interest-free	Unsecured; no impairment
SNAP-Generation	—	—	126	—	—	30-day; interest-free	Unsecured; no impairment
Tsuneishi Holdings (Cebu), Inc.	297	—	456	—	—	30-day; interest-free	Unsecured; no impairment
	₱10,803	₱11,509	₱10,995	₱—	₱—		

d. Revenue - Rental

	Revenue			Accounts Receivable		Terms	Conditions
	2022	2021	2020	2022	2021		
<i>Ultimate Parent</i>							
ACO	₱4,997	₱4,730	₱6,590	₱—	₱—	30-day; interest-free	Unsecured; no impairment
<i>Associates</i>							
UBP	2,558	4,263	5,038	—	—	30-day; interest-free	Unsecured; no impairment
	₱7,555	₱8,993	₱11,628	₱—	₱—		



- 122 -

e. Land Acquisition

	Purchase			Payable		Terms	Condition
	2022	2021	2020	2022	2021		
<i>Ultimate Parent</i>							
ACO	₱—	₱—	₱—	₱—	₱14,177	Quarterly installment	Unsecured

f. Revenue - Sale of Power

	Revenue (see Note 26)			Receivable		Terms	Condition
	2022	2021	2020	2022	2021		
<i>Associate and Joint Ventures</i>							
SFELAPCO	₱2,142,713	₱2,710,153	₱2,351,358	₱60,951	₱234,517	30-day; interest-free	Unsecured; no impairment
RCBM	2,587,557	2,464,158	1,509,512	2,114,195	180,143	30-day; interest-free	Unsecured; no impairment
SNAP-Magat	1,511,909	2,912	7,355	660,362	2,901	30-day; interest-free	Unsecured; no impairment
GNPD	516,901	9,452,701	1,882,942	—	—	30-day; interest-free	Unsecured; no impairment
MEC	11,738	13,867	764,862	4,803	36,038	30-day; interest-free	Unsecured; no impairment
<i>Investees of ACO</i>							
Tsuneishi Heavy Industries (Cebu), Inc.	174,355	—	30,662	—	—	30-day; interest-free	Unsecured; no impairment
Aboitiz Construction International, Inc.	1,767	1,319,651	—	—	—	30-day; interest-free	Unsecured; no impairment
	₱6,946,940	₱15,963,442	₱6,546,691	₱2,840,311	₱453,599		

g. Cost of Purchased Power

	Purchases (see Note 26)			Payable		Terms	Condition
	2022	2021	2020	2022	2021		
<i>Associates and Joint Ventures</i>							
CEDC	₱5,005,221	₱4,522,422	₱3,955,490	₱85,659	₱341,528	30-day; interest-free	Unsecured
SNAP-Magat	2,815,696	73,350	94,730	8,004	103,516	30-day; interest-free	Unsecured
SFELAPCO	33,664	—	30,002	3,131	—	30-day; interest-free	Unsecured
SNAP-Benguet	1,478,492	—	—	—	—	30-day; interest-free	Unsecured
	₱9,333,073	₱4,595,772	₱4,080,222	₱96,794	₱445,044		

h. Capitalized Construction and Rehabilitation Costs

	Purchases			Payable		Terms	Condition
	2022	2021	2020	2022	2021		
<i>Fellow Subsidiary</i>							
ACI	₱313,249	₱340,286	₱271,383	₱—	₱—	30-day; interest-free	Unsecured



i. Advances to Suppliers (Contractors)

	Purchases			Payable		Terms	Condition
	2022	2021	2020	2022	2021		
<i>Fellow Subsidiary</i>							
ACI	₱—	₱—	₱—	₱—	₱151,698	30-day; interest-free	Unsecured

Retirement Benefit Fund

The Company's retirement benefit fund is in the form of a trust being maintained and managed by ACO under the supervision of the BOT of the plan.

The Fund has a carrying amount and a fair value of ₱1.0 billion and ₱1.3 billion as of December 31, 2022 and 2021, respectively. The assets and investments of the Fund are as follows:

	2022	2021
Equity investments at FVTPL	₱916,185	₱1,160,920
Financial assets at amortized cost	67,642	84,954
Debt investments at FVOCI	17,407	18,342
	₱1,001,234	₱1,264,216

The Company's retirement benefit fund for its employees has investments in the equities of the Company and one of its subsidiaries. The carrying values of these investments as of December 31, 2022 and 2021 and the gains and losses of the Fund arising from such investments for the years then ended are as follows:

	2022		2021	
	Carrying Value	Gains	Carrying Value	Losses
AEV common shares	₱309,741	₱33,769	₱461,752	₱165,241
AP common shares	316,699	(33,847)	343,342	65,893

The above investments of the Fund were approved by the BOT. The voting rights over these equity securities are exercised by the chairman of the BOT.

Compensation of Key Management Personnel

	2022	2021	2020
Short-term benefits	₱208,359	₱167,714	₱219,528
Post-employment benefits	10,350	9,446	10,145
	₱218,709	₱177,160	₱229,673



36. Financial Risk Management Objectives and Policies

The Group's principal financial instruments comprise of cash and cash equivalents, investments in FVTPL or FVOCI, bank loans, and long-term debts. The main purpose of these financial instruments is to raise finances for the Group's operations and its investments in existing subsidiaries and associates and in new projects. The Group has other financial assets and liabilities such as trade and other receivables, trade and other payables, customer deposits and lease liabilities which arise directly from operations.

The Group also enters into derivative transactions, particularly foreign currency forwards to economically hedge its foreign currency risk from foreign currency denominated liabilities and purchases, commodity swap contracts to hedge the price volatility of forecast coal purchases and interest rate swap agreement to hedge the variability in the interest cash flow of its LIBOR loan.

Risk Management Structure

The BOD is mainly responsible for the overall risk management approach and for the approval of risk strategies and principles of the Group.

Financial risk committee

The Financial Risk Committee has the overall responsibility for the development of risk strategies, principles, frameworks, policies and limits. It establishes a forum of discussion of the Group's approach to risk issues in order to make relevant decisions.

Treasury service group

The Treasury Service Group is responsible for the comprehensive monitoring, evaluating and analyzing of the Group's risks in line with the policies and limits.

The main risks arising from the Group's financial instruments are interest rate risk resulting from movements in interest rates that may have an impact on outstanding long-term debts; credit risk involving possible exposure to counter-party default on its cash and cash equivalents, investments in financial assets at FVOCI and trade and other receivables; liquidity risk in terms of the proper matching of the type of financing required for specific investments; and foreign exchange risk in terms of foreign exchange fluctuations that may significantly affect its foreign currency denominated placements and borrowings.

Market Risk

The risk of loss, immediate or over time, due to adverse fluctuations in the price or market value of instruments, products, and transactions in the Group's overall portfolio (whether on or off-balance sheet) is market risk. These are influenced by foreign and domestic interest rates, foreign exchange rates and gross domestic product growth.

Interest rate risk

The Group's exposure to market risk for changes in interest rates relates primarily to its long-term debt obligations. To manage this risk, the Group determines the mix of its debt portfolio as a function of the level of current interest rates, the required tenor of the loan, and the general use of the proceeds of its various fund-raising activities. As of December 31, 2022, 9.1% of the Group's long-term debt had annual floating interest rates ranging from 3.32% to 8.26%, and 90.9% are with fixed rates ranging from 2.50% to 8.51%. As of December 31, 2021, 15.3% of the Group's long-term



- 125 -

debt had annual floating interest rates ranging from 2.00% to 8.26%, and 84.7% are with fixed rates ranging from 2.84% to 9.00%.

The following tables set out the carrying amount, by maturity, of the Group's financial instruments that are exposed to cash flow interest rate risk:

December 31, 2022

	Less than 1 year	1-5 years	More than 5 years	Total
Long-term debts				
Floating rate	₱1,442,973	₱8,036,055	₱18,216,250	₱27,695,278

December 31, 2021

	Less than 1 year	1-5 years	More than 5 years	Total
Long-term debts				
Floating rate	₱1,178,812	₱23,911,673	₱16,530,611	₱41,621,096

Interest on financial instruments classified as floating rate is repriced at intervals of less than one year. Interest on the other financial instruments of the Group that are not included in the above tables are either fixed-rate or non-interest bearing, and are therefore not subject to interest rate risk. Its derivative assets and liabilities are subject to fair value interest rate risk.

The interest expense recognized during the years ended December 31 is as follows:

	2022	2021	2020
Long-term debts (see Note 19)	₱13,918,060	₱12,507,449	₱13,208,979
Lease liabilities (see Note 22)	2,418,570	2,782,576	3,287,801
Long-term obligation on PDS and others	774,249	301,512	205,634
Bank loans (see Note 18)	683,154	998,937	1,210,646
Loss on loan extinguishment	61,444	447,502	-
Customers' deposits (see Note 20)	1,207	4,180	4,027
	₱17,856,684	₱17,042,156	₱17,917,087

The interest income recognized during the years ended December 31 is as follows:

	2022	2021	2020
Cash and cash equivalents (see Note 4)	₱971,835	₱456,869	₱921,440
Short-term cash deposits (see Note 7)	750,013	24,211	300
Others	145,376	49,771	85,496
	₱1,867,224	₱530,851	₱1,007,236



- 126 -

The following table demonstrates the sensitivity to a reasonable possible change in interest rates, with all other variables held constant, of the Group's profit before tax (through the impact on floating rate borrowings) as of December 31, 2022, 2021 and 2020:

	Increase (decrease) in basis points	Effect on income before tax
2022	200 (100)	(P553,906) 276,953
2021	200 (100)	(P834,703) 417,351
2020	200 (100)	(P813,082) 406,541

The Group's sensitivity to an increase/decrease in interest rates pertaining to derivative instruments is expected to be insignificant in 2022, 2021 and 2020 due to their short-term maturities and immateriality relative to the total assets and liabilities of the Group.

There is no other impact on the Group's equity other than those already affecting the consolidated statements of income.

Commodity Price Risk

Commodity price risk of the Group arises from transactions on the world commodity markets to secure the supply of fuel, particularly coal, which is necessary for the generation of electricity.

The Group's objective is to minimize the impact of commodity price fluctuations and this exposure is hedged in accordance with the Group's commodity price risk management strategy.

Based on a 36-month forecast of the required coal supply, the Group hedges the purchase price of coal using commodity swap contracts. The commodity swap contracts do not result in physical delivery of coal, but are designated as cash flow hedges to offset the effect of price changes in coal.

Currently, the management is monitoring the development of the situation in Ukraine which could directly impact the Group because of higher prices of fuel.

Foreign exchange risk

The foreign exchange risk of the Group pertains significantly to its foreign currency denominated borrowings, including lease liabilities. To mitigate the risk of incurring foreign exchange losses, foreign currency holdings are matched against the potential need for foreign currency in financing equity investments and new projects. As of December 31, 2022 and 2021, foreign currency denominated borrowings account for 24.0% and 27.6%, respectively, of total consolidated borrowings.



- 127 -

The following table presents the Group's foreign currency denominated assets and liabilities:

	2022		2021	
	US dollar	Philippine peso Equivalent ¹	US dollar	Philippine peso Equivalent ²
Financial assets:				
Cash and cash equivalents	\$544,778	₱30,374,097	\$1,595,772	₱81,382,790
Short-term cash deposits	380,161	21,195,877	134,370	6,852,745
Trade and other receivables	175,017	9,758,073	54,164	2,762,312
Investments in FVTPL and FVOCI	98,256	5,478,263	38,887	1,983,198
Total financial assets	1,198,212	66,806,310	1,823,193	92,981,045
Financial liabilities:				
Bank loans	137,452	7,663,636	4,000	203,996
Trade and other payables	257,192	14,339,740	164,553	8,392,048
Long-term debts	440,000	24,532,200	714,902	36,459,287
Lease liabilities	241,244	13,450,559	323,620	16,504,296
Total financial liabilities	1,075,888	59,986,135	1,207,075	61,559,627
Net foreign currency denominated assets	\$122,324	₱6,820,175	\$616,118	₱31,421,418

¹\$1= ₱55.76²\$1= ₱51.00

The following table demonstrates the sensitivity to a reasonable possible change in the US dollar exchange rates, with all other variables held constant, of the Group's profit before tax as of December 31, 2022 and 2021.

	Increase (decrease) in US dollar rate against the Philippine peso	Effect on income before income tax
2022	US dollar strengthens by 5%	₱341,009
	US dollar weakens by 5%	(341,009)
2021	US dollar strengthens by 5%	₱1,571,070
	US dollar weakens by 5%	(1,571,070)

The increase in US dollar rate represents depreciation of Philippine peso while the decrease in US dollar rate represents appreciation of Philippine peso.

The following table presents LHC's and GMEC's foreign currency denominated assets and liabilities:

	2022		2021	
	Philippine Peso	US Dollar Equivalent ¹	Philippine Peso	US Dollar Equivalent ²
Financial assets:				
Cash and cash equivalents	₱4,194,517	\$75,231	₱2,400,523	\$47,070
Trade and other receivables	8,398,854	150,639	4,378,060	85,846
	12,593,371	225,870	6,778,583	132,916
Financial liabilities:				
Trade and other payables	5,761,218	103,331	2,797,091	54,846
Net foreign currency denominated assets	₱6,832,153	\$122,539	₱3,981,492	\$78,070

¹\$1= ₱55.76²\$1= ₱51.00

- 128 -

The following tables demonstrate the sensitivity to a reasonable possible change in the US dollar exchange rate in relation to Philippine peso, with all variables held constant, of the Group's income before tax as of December 31:

	Effect on income before tax
2022	
US dollar appreciates against Philippine peso by 5.0%	(\$6,127)
US dollar depreciates against Philippine peso by 5.0%	6,127
2021	
US dollar appreciates against Philippine peso by 5.0%	(\$3,904)
US dollar depreciates against Philippine peso by 5.0%	3,904

There is no other impact on the Group's equity other than those already affecting the consolidated statements of income.

Equity price risk

Equity price risk is the risk that the fair value of traded equity instruments decreases as the result of the changes in the levels of equity indices and the value of the individual stock.

As of December 31, 2022 and 2021, the Group's exposure to equity price risk is minimal.

Credit Risk

For its cash investments (including restricted portion and short-term cash deposits), financial assets at FVTPL and FVOCI, debt investments at amortized cost, derivative assets, and receivables, the Group's credit risk pertains to possible default by the counterparty, with a maximum exposure equal to the carrying amount of these financial assets. With respect to cash and financial assets at FVTPL or FVOCI, the risk is mitigated by the short-term and or liquid nature of its cash investments mainly in bank deposits and placements, which are placed with financial institutions and entities of high credit standing. With respect to receivables, credit risk is controlled by the application of credit approval, limit and monitoring procedures. It is the Group's policy to enter into transactions with a diversity of credit-worthy parties to mitigate any significant concentration of credit risk. The Group ensures that sales are made to customers with appropriate credit history and has internal mechanism to monitor the granting of credit and management of credit exposures.

Concentration risk

Credit risk concentration of the Group's receivables according to the customer category as of December 31, 2022 and 2021 is summarized in the following table:

	2022	2021
Power distribution:		
Industrial	₱10,089,301	₱4,934,502
Residential	3,394,574	2,566,449
Commercial	1,059,520	778,568
City street lighting	27,372	109,700

(Forward)



- 129 -

	2022	2021
Power generation:		
Power supply contracts	₱13,033,267	₱11,930,242
Spot market	2,745,316	2,318,412
	₱30,349,350	₱22,637,873

The above receivables were provided with allowance for ECL amounting to ₱3.3 billion and ₱3.0 billion as of December 31, 2022 and 2021, respectively (see Note 5).

The following are the details of the Group's assessment of credit quality and related ECLs as at December 31, 2022 and 2021:

	2022				Total
	Stage 1 12-month ECL	Stage 2 Lifetime ECL	Stage 3 Lifetime ECL	Lifetime ECL Simplified Approach	
Gross carrying amount	₱162,531,122	₱-	₱-	₱56,534,908	₱219,066,030
Loss allowance	-	-	-	4,791,957	4,791,957
Carrying amount	₱162,531,122	₱-	₱-	₱51,742,951	₱214,274,073

	2021				Total
	Stage 1 12-month ECL	Stage 2 Lifetime ECL	Stage 3 Lifetime ECL	Lifetime ECL Simplified Approach	
Gross carrying amount	₱173,911,186	₱-	₱-	₱43,334,640	₱217,245,826
Loss allowance	-	-	-	4,430,583	4,430,583
Carrying amount	₱173,911,186	₱-	₱-	₱38,904,057	₱212,815,243

Trade and other receivables that are individually determined to be impaired at the balance sheet date relate to debtors that are in significant financial difficulties and have defaulted on payments and accounts under dispute and legal proceedings.

The Group evaluated its cash and cash equivalents, restricted cash and short-term cash deposits as high-quality financial assets since these are placed in financial institutions of high credit standing.

With respect to other receivables, debt investments at amortized cost, FVOCI and FVTPL investments and derivative asset, the Group evaluates the counterparty's external credit rating in establishing credit quality.

The aging analysis per class of financial assets that are past due but not impaired is as follows:

December 31, 2022

	Total	Current	Less than 30 days	31 days to 60 days	Over 60 days	Impaired
Cash and cash equivalents	₱101,526,260	₱101,526,260	₱-	₱-	₱-	₱-
Restricted cash	6,023,425	6,023,425	-	-	-	-
Short-term deposits	20,915,669	20,915,669	-	-	-	-
Trade and other receivables						
Trade receivables						
Power	30,196,685	20,917,658	2,375,923	708,503	2,865,204	3,329,397
Food manufacturing	10,296,325	6,828,671	1,450,836	537,067	173,530	1,306,221
Real estate	11,299,170	6,406,706	126,221	191,650	4,418,254	156,339
Holding and others	4,742,730	4,581,081	1,226	-	160,423	-

(Forward)



- 130 -

	Total	Current	Less than 30 days	31 days to 60 days	Over 60 days	Impaired
Other receivables	₱9,905,735	₱8,738,433	₱29,271	₱67,983	₱1,070,048	₱-
Exchangeable notes	15,526,400	15,526,400	-	-	-	-
Debt investments at amortized cost	42,861	42,861	-	-	-	-
Financial assets at FVTPL:						
Quoted shares of stock	870,912	870,912	-	-	-	-
Unquoted shares of stock	28,274	28,274	-	-	-	-
Financial assets at FVOCI	4,626,724	4,626,724	-	-	-	-
Derivative asset	3,064,862	3,064,862	-	-	-	-
	₱219,066,030	₱200,097,936	₱3,983,477	₱1,505,203	₱8,687,459	₱4,791,957

December 31, 2021

	Total	Current	Less than 30 days	31 days to 60 days	Over 60 days	Impaired
Cash and cash equivalents	₱147,534,035	₱147,534,035	₱-	₱-	₱-	₱-
Restricted cash	4,073,381	4,073,381	-	-	-	-
Short-term deposits	6,986,505	6,986,505	-	-	-	-
Trade and other receivables						
Trade receivables						
Power	22,637,872	14,000,257	1,375,798	522,292	3,720,544	3,018,981
Food manufacturing	9,606,123	5,527,454	1,477,940	189,702	1,229,582	1,181,445
Real estate	9,672,636	9,355,869	72,551	88,520	-	155,696
Holding and others	1,418,009	1,418,009	-	-	-	-
Other receivables	9,483,014	9,391,198	724	464	16,167	74,461
Debt investments at amortized cost	31,690	31,690	-	-	-	-
Financial assets at FVTPL:						
Quoted shares of stock	997,467	997,467	-	-	-	-
Unquoted shares of stock	12,070	12,070	-	-	-	-
Financial assets at FVOCI	3,333,403	3,333,403	-	-	-	-
Derivative asset	1,459,621	1,459,621	-	-	-	-
	217,245,826	204,120,959	2,927,013	800,978	4,966,293	4,430,583

Trade and other receivables that are individually determined to be impaired at the balance sheet date relate to debtors that are in significant financial difficulties and have defaulted on payments and accounts under dispute and legal proceedings.

Liquidity Risk

Liquidity risk is the risk that an entity in the Group will be unable to meet its obligations as they become due. The Group manages liquidity risk by effectively managing its working capital, capital expenditure and cash flows, making use of a centralized treasury function to manage pooled business unit cash investments and borrowing requirements.

Currently, the Group is maintaining a positive cash position, conserving its cash resources through renewed focus on working capital improvement and capital reprioritization. The Group meets its financing requirements through a mixture of cash generated from its operations and short-term and long-term borrowings. Adequate banking facilities and reserve borrowing capacities are maintained.

The Group is in compliance with all of the financial covenants per its loan agreements, none of which is expected to present a material restriction on funding or its investment policy in the near future. The Group has sufficient undrawn borrowing facilities, which could be utilized to settle obligations.

In managing its long-term financial requirements, the policy of the Group is that not more than 25% of long-term borrowings should mature in any twelve-month period. As of December 31, 2022



and 2021, the portion of the total long-term debt, inclusive of customers' deposits, that will mature in less than one year is 8.05% and 8.59%, respectively. For its short-term funding, the policy of the Group is to ensure that there are sufficient working capital inflows to match repayments of short-term debt.

Cash and cash equivalents and trade and other receivables, which are all short-term in nature, have balances of ₱101.5 billion and ₱61.3 billion as of December 31, 2022, respectively and of ₱147.5 billion and ₱48.0 billion as of December 31, 2021, respectively (see Notes 4 and 5). These financial assets will be used to fund short-term and operational liquidity needs of the Group.

The table below analyzes the financial liabilities of the Group into relevant maturity groupings based on the remaining period at the balance sheet date to the contractual maturity. The amounts disclosed in the table are the contractual undiscounted cash flows and include interest.

December 31, 2022

	Total carrying value	Contractual undiscounted payments				
		Total	On demand	Less than 1 year	1-5 years	> 5 years
Financial liabilities:						
<i>Operating</i>						
Trade and other payables*	₱60,100,077	₱60,100,077	₱5,567,573	₱53,425,145	₱1,107,359	₱-
Customers' deposits	8,314,885	8,314,884	-	-	662,599	7,652,285
<i>Financing</i>						
Bank loans	45,367,586	45,592,939	-	45,592,939	-	-
Long-term debts	303,539,018	356,598,541	-	26,912,558	162,450,862	167,235,121
Lease liabilities	27,860,923	35,221,458	-	11,521,010	17,877,296	5,823,152
Long-term obligation on PDS	145,390	200,000	-	40,000	160,000	-
<i>Others</i>						
Derivative liabilities	661,401	818,784	-	157,600	661,184	-
	₱445,989,280	₱506,846,683	₱5,567,573	₱137,649,252	₱182,919,300	₱180,710,558

*Excludes statutory liabilities

December 31, 2021

	Total carrying value	Contractual undiscounted payments				
		Total	On demand	Less than 1 year	1-5 years	> 5 years
Financial liabilities:						
<i>Operating</i>						
Trade and other payables*	₱42,244,829	₱42,244,829	₱3,111,065	₱38,151,147	₱982,617	₱-
Customers' deposits	7,374,767	7,374,767	-	-	473,811	6,900,956
<i>Financing</i>						
Bank loans	35,415,424	35,489,783	-	35,489,783	-	-
Long-term debts	271,678,643	315,896,735	-	23,842,763	156,462,998	135,590,974
Lease liabilities	34,256,228	44,697,803	-	11,117,560	28,160,862	5,419,381
Long-term obligation on PDS	165,532	240,000	-	40,000	200,000	-
<i>Others</i>						
Derivative liabilities	1,354,712	1,354,712	-	1,180,048	174,664	-
	₱392,490,135	₱447,298,629	₱3,111,065	₱109,821,301	₱186,454,952	₱147,911,311

*Excludes statutory liabilities



Capital Management

Capital includes equity attributable to the equity holders of the parent. The primary objective of the Group's capital management is to ensure that it maintains a strong credit rating and healthy capital ratios in order to support its business and maximize shareholder value.

The Group manages its capital structure and makes adjustments to it, in light of changes in economic conditions. To maintain or adjust the capital structure, the Group may adjust the dividend payment to shareholders, return capital to shareholders or issue new shares.

Certain entities within the Group that are registered with the Board of Investments (BOI) are required to raise a minimum amount of capital in order to avail of their registration incentives. As of December 31, 2022 and 2021, these entities have complied with this requirement as applicable (see Note 39).

The Group monitors capital using a gearing ratio, which is net debt divided by equity plus net debt. The Group's policy is to keep the gearing ratio at 70% or below at the consolidated level. The Group determines net debt as the sum of interest-bearing short-term and long-term obligations (comprised of long-term debts and lease liabilities) less cash and short-term deposits (including restricted cash).

Gearing ratios of the Group as of December 31, 2022 and 2021 are as follows:

	2022	2021
Bank loans	₱45,367,586	₱35,415,424
Long-term obligations	331,399,941	305,934,871
Cash funds	(128,465,354)	(158,593,921)
Net debt (a)	248,302,173	182,756,374
Equity	352,202,637	327,766,758
Equity and net debt (b)	₱600,504,810	₱510,523,132
Gearing ratio (a/b)	41.35%	35.80%

Part of the Group's capital management is to ensure that it meets financial covenants attached to long-term borrowings. Breaches in meeting the financial covenants would permit the banks to immediately call loans and borrowings. The Group is in compliance with the financial covenants attached to its long-term debt as of December 31, 2022 and 2021 (see Note 19).

No changes were made in the objectives, policies or processes during the years ended December 31, 2022 and 2021.

Financial and Other Risk Relating to Livestock

The Group is exposed to financial risks arising from the change in cost and supply of feed ingredients and the selling price of hogs, all of which are determined by constantly changing market forces of supply and demand, and other factors. The other factors include environmental regulations, weather conditions and livestock diseases which the Group has little control. The mitigating factors are listed below:

- The Group is subject to risks relating to its ability to maintain animal health status considering that it has no control over neighboring livestock farms. Livestock health problems could



adversely impact production and consumer confidence. However, the Group monitors the health of its livestock on a daily basis and proper procedures are put in place.

- The livestock industry is exposed to risk associated with the supply and price of raw materials, mainly grain prices. Grain prices fluctuate depending on the harvest results. The shortage in the supply of grain will result in adverse fluctuation in the price of grain and will ultimately increase production cost. The Group monitors the prices of grains regularly. The formulation of feeds at a least cost being done by the Group considers the appropriate nutrients the hogs need. It is the Group's policy not to enter into forward contracts until a firm commitment is in place.

37. Financial Instruments

Fair Value of Financial Instruments

Fair value is defined as the amount at which the financial instrument could be sold in a current transaction between knowledgeable willing parties in an arm's length transaction, other than in a forced liquidation or sale. Fair values are obtained from quoted market prices, discounted cash flow models and option pricing models, as appropriate.

A financial instrument is regarded as quoted in an active market if quoted prices are readily available from an exchange, dealer, broker, pricing services or regulatory agency and those prices represent actual and regularly occurring market transactions on an arm's length basis. For a financial instrument with an active market, the quoted market price is used as its fair value. On the other hand, if transactions are no longer regularly occurring even if prices might be available and the only observed transactions are forced transactions or distressed sales, then the market is considered inactive. For a financial instrument with no active market, its fair value is determined using a valuation technique (e.g. discounted cash flow approach) that incorporates all factors that market participants would consider in setting a price.

Set out below is a comparison by category of carrying amounts and fair values of the Group's financial instruments whose fair values are different from their carrying amounts.

	2022		2021	
	Carrying Amount	Fair Value	Carrying Amount	Fair Value
Financial asset:				
PSALM deferred adjustment	₱54,503	₱54,224	₱1,097,366	₱1,032,511
Financial liabilities				
Lease liabilities	₱27,860,923	₱25,939,517	₱34,256,228	₱32,394,835
Long-term debt - fixed rate	275,843,740	237,738,956	230,057,547	239,426,108
PSALM deferred adjustment	54,503	54,224	1,097,366	1,032,511
Long-term obligation on PDS	145,390	143,225	165,532	151,878
	₱303,904,556	₱263,875,922	₱265,576,673	₱273,005,332



The following methods and assumptions are used to estimate the fair value of each class of financial instruments:

Cash and cash equivalents (including restricted cash), short-term cash deposits, trade and other receivables, short-term loans and trade and other payables

The carrying amounts of cash and cash equivalents, short-term cash deposits, trade and other receivables, short-term loans and trade and other payables approximate their fair values due to the relatively short-term maturity of these financial instruments.

Lease liabilities

The fair value of the lease liabilities was calculated by discounting future cash flows using discount rates of 9.11% for dollar payments and 4.06% to 9.75% for peso payments in 2022; and 9.11% for dollar payments and 2.86% to 9.75% for peso payments in 2021.

Fixed-rate borrowings

The fair value of fixed rate interest-bearing loans is based on the discounted value of future cash flows using the applicable rates for similar types of loans. Interest-bearing loans were discounted using credit-adjusted interest rates ranging from 1% to 8.47% in 2022 and 1% to 6.44% in 2021. The disclosed fair value is determined using Level 3 inputs.

Variable-rate borrowings

Where the repricing of the variable-rate interest-bearing instruments is frequent (i.e., three-month repricing), the carrying value approximates the fair value. Otherwise, the fair value is determined by discounting the principal plus the known interest payment using current market rates.

Long-term obligation on PDS and PSALM deferred adjustment

The fair values of the long-term obligations on PDS and PSALM deferred adjustment are calculated by discounting expected future cash flows at prevailing market rates. Discount rates used in discounting the obligation ranges from 1.66% to 4.63% in 2022 and 3.11% to 5.09% in 2021.

Customers' deposits

The fair value of bill deposits approximates their carrying values as these deposits earn interest at the prevailing market interest rate in accordance with regulatory guidelines. The timing and related amounts of future cash flows relating to transformers and lines and poles deposits cannot be reasonably and reliably estimated for purposes of establishing their fair values using an alternative valuation technique.

Financial assets at FVTPL and FVOCI

These securities are carried at fair value.

Exchangeable Note

The fair value of the Exchangeable Note, including the embedded derivative, was determined using a binomial model, using the current stock price of GMCAC, the expected volatility of GMCAC's stock price, the risk-free interest rate, and the credit spread.

Derivative asset and liabilities

The fair value of forward contracts is calculated by reference to prevailing interest rate differential and spot exchange rate as of valuation date, taking into account its remaining term to maturity. The



fair value of the embedded prepayment options is determined using Binomial Option Pricing Model which allows for the specification of points in time until option expiry date. This valuation incorporates inputs such as interest rates and volatility. The fair value of the IRS and interest rate cap are determined by generally accepted valuation techniques with reference to observable market data such as interest rates.

The Group also entered into an IRS agreement to fully hedge its floating rate exposure on its foreign currency-denominated loan and par forward contracts to hedge the floating rate exposure on foreign currency-denominated payments.

The Group enters into deliverable and non-deliverable short-term forward contracts with counterparty banks to manage its foreign currency risks associated with foreign currency-denominated liabilities, purchases and highly probable forecasted purchases.

The Group also entered into commodity swap contracts to hedge the price volatility of its forecasted coal purchases.

IRS

In August 2012, LHC entered into an IRS agreement effective October 31, 2012 to fully hedge its floating rate exposure on its US dollar denominated loan. Under the IRS agreement, LHC, on a semi-annual basis, pays a fixed rate of 1.505% per annum and receives variable interest at 6-month LIBOR plus margin. The interest payments and receipts are based on the outstanding USD notional amount simultaneous with the interest payments on the hedged loan. Similar with the hedged loan, the IRS has amortizing notional amounts which cover a period up to final maturity. LHC designated the swap as a cash flow hedge.

As of December 31, 2022, the outstanding notional amount and derivative liability as a result of the swap amounted to US\$0.2 million and ₱0.1 million respectively. As of December 31, 2021, the outstanding notional amount and derivative asset as a result of the swap amounted to US\$5.7 million and ₱2.8 million, respectively.

On September 29, 2017, GMEC entered into an IRS agreement to hedge the variability in the interest cash flows on the entire amount of its LIBOR Loan (see Note 19), which bears interest based on six-month US LIBOR. Under the swap agreement, GMEC pays a fixed rate of 2.18% and receives six-month US LIBOR rate, semi-annually from March 29, 2018 until September 27, 2024. The IRS settlement dates coincide with the semi-annual interest payment dates of the NFA. GMEC designated the swap as a cash flow hedge.

As of December 31, 2022, the outstanding notional amount and derivative liability as a result of the swap amounted to US\$236.5 million and ₱393.7 million, respectively. As of December 31, 2021, the outstanding notional amount and derivative asset as a result of the swap amounted to US\$267.5 million and ₱252.3 million, respectively.

In August and September 2019, AEV International entered into IRS agreements (IRS 1 and 2) to fully hedge its floating rate exposure on its US Dollar-denominated loan. Under the IRS agreements, AEV International, on a quarterly basis, pays an annual fixed rate (IRS 1 = 1.464%; IRS 2 = 1.435%) and receives variable interest at 3-month LIBOR plus margin, subject to a floor of 0% on LIBOR. The interest payments and receipts are based on the outstanding USD notional amount simultaneous with the interest payments on the hedged loan. Similar with the hedged loan, the IRS has amortizing



notional amounts which cover a period up to final maturity of the hedged loan. AEV International designated the swaps as cash flow hedges.

As of December 31, 2021, the outstanding notional amount and derivative liability as a result of the swaps amounted to US\$114.0 million and ₱91.3 million, respectively.

In September 2019, AP entered into an IRS agreement effective September 30, 2019 to hedge US\$150.0 million of its floating rate exposure on its loan (see Note 18). Under the agreement, AP, on a quarterly basis, pays a fixed rate of 1.4493% per annum and received variable interest at 3-month LIBOR, subject to a floor of 0%. The interest payments and receipts are based on the outstanding USD notional amount simultaneous with the interest payments on the hedged loan. Similar with the hedged loan, the IRS has amortizing notional amounts which cover a period up to April 30, 2024. AP designated the swap as a cash flow hedge.

As of December 31, 2022, the outstanding notional amount and fair value of the swap amounted to ₱2.8 billion and ₱34.0 million, respectively. As of December 31, 2021, the outstanding notional amount and fair value of the swap amounted to ₱9.6 billion and ₱389.4 million, respectively.

Foreign currency forward contracts

In 2020, AP entered into foreign currency forward contracts, namely Principal-only Swap (POS) and Call Spread (CS), with counterparty banks to manage foreign currency risks associated with its US dollar denominated liabilities and purchases. The notional amount of the forward contract is \$25.0 million (₱1.2 billion) and \$10.0 million (₱480.8 million) for POS and CS, respectively. In 2021, AP entered into additional POS contract with a notional amount of \$10.0 million (₱485.8 million). AP designated these forward contracts as cash flow hedges.

TLI entered into forward contracts to hedge the foreign currency risk arising from forecasted US dollar denominated coal purchases. These forecasted transactions are highly probable, and they comprise about 20% of the TLI's total expected coal purchases. The forward contracts were designated as cash flow hedges.

On January 1, 2020, TLI re-designated its foreign currency forwards with notional amount of \$22.5 million and average forward rate of ₱48.00 as cash flow hedges of the monthly fees due to PSALM under its IPP Administration Agreement, the settlement of which is in USD. The cash flow hedges of PSALM fees were all matured as of December 31, 2020.

As of December 31, 2022 and 2021, the aggregate notional amount of the forward contracts is ₱15.4 billion and ₱5.3 billion, respectively.

Commodity swap contracts

In 2018, TLI entered into commodity swap contracts to hedge the price volatility of forecasted coal purchases. The commodity swaps do not result in physical delivery of coal, but are designated as cash flow hedges to offset the effect of price changes in coal. TLI hedges approximately 30% of its expected coal purchases considered to be highly probable. There is an economic relationship between the hedged items and the hedging instruments as the terms of the foreign currency forward and commodity swap contracts match the terms of the expected highly probable forecasted transactions.



There is an economic relationship between the hedged items and the hedging instruments as the terms of the foreign currency forward, IRS and commodity swap contracts match the terms of the expected highly probable foreign currency denominated forecasted purchases and floating rate loans. The Group has established a hedge ratio of 1:1 for the hedging relationships as the underlying risk of the foreign currency forward, IRS and commodity swap contracts are identical to the hedged risk components. To test the hedge effectiveness, the Group uses the hypothetical derivative technique and compares the changes in the fair value of the hedging instruments against the changes in fair value of the hedged items attributable to the hedged risks.

The hedge ineffectiveness can arise from:

- Different reference prices linked to the hedged risk of the hedged items and hedging instruments
- Differences in the timing of the cash flows of the hedged items and the hedging instruments
- The counterparties' credit risk differently impacting the fair value movements of the hedging instruments and hedged items
- Changes to the forecasted amount of cash flows of hedged items and hedging instruments
- Non-zero fair value hedging instruments

The Company is holding the following hedging instruments designated as cash flow hedges:

December 31, 2022

	Maturity					Total
	Less than 3 months	3 to 6 months	6 to 12 months	1 to 2 years	More than 2 years	
IRS - Derivative Liabilities						
Notional amount (in PHP)	526,885	-	468,342	1,990,454	9,203,757	12,189,438
Average fixed interest rate (%)	-	-	-	-	-	-
Foreign Currency Forward						
Contracts - Derivative Assets						
Notional amount (in PHP)	615,925	645,612	1,104,329	3,768,288	-	6,134,154
Average forward rate (in PHP)	52	52	53	55	-	-
Commodity swaps -						
Derivative Asset						
Notional amount						
(in metric tonnes)	90,000	39,000	36,000	1,000	-	166,000
Notional amount (in PHP)	538,391	212,314	212,069	7,151	-	969,925
Average hedged rate						
(in PHP per metric tonne)	5,982	5,444	5,891	7,151	-	-
NDF - Derivative Liability						
Notional amount (in PHP)	-	-	1,638,081	4,443,674	-	6,081,755
Average forward rate (in PHP)	-	-	61	61	-	-
Commodity swaps -						
Derivative Liability						
Notional amount						
(in metric tonnes)	5,000	9,000	18,000	-	-	32,000
Notional amount (in PHP)	96,456	165,676	318,648	-	-	580,780
Average hedged rate						
(in PHP per metric tonne)	19,291	18,408	17,703	-	-	-



- 138 -

December 31, 2021

	Maturity					Total
	Less than 3 months	3 to 6 months	6 to 12 months	1 to 2 years	More than 2 years	
IRS - Derivative Assets						
Notional amount (in PHP)	428,392	-	481,941	1,820,664	9,328,992	12,059,989
Average fixed interest rate (%)	-	-	-	-	2.18%	
IRS - Derivative Liability						
Notional amount (in PHP)	-	(7,650)	-	(5,813,886)	(2,805)	(5,824,341)
Average fixed interest rate (%)	-%	1.51%	-%	-%	1.45%-1.51%	
Foreign Currency Forward						
Contracts - Derivative Assets						
Notional amount (in PHP)	1,745,437	2,844,785	4,972,328	3,960,874	3,257,050	16,780,474
Average forward rate (in PHP)	50	51	51	52	55	
Foreign Currency Forward Contracts -						
Derivative Liability						
Notional amount (in PHP)	283,276	252,063	377,561	-	504,326	1,417,226
Average forward rate (in PHP)	54	55	54	-	56	
Commodity swaps -						
Derivative Asset						
Notional amount						
(in metric tonnes)	273,000	191,000	304,000	105,000	-	873,000
Notional amount (in PHP)	1,410,758	946,281	1,353,512	476,921	-	4,187,472
Average hedged rate						
(in PHP per metric tonne)	5,168	4,954	4,452	4,542	-	
Commodity swaps -						
Derivative Liability						
Notional amount						
(in metric tonnes)	76,000	103,000	164,000	59,000	-	402,000
Notional amount (in PHP)	617,606	753,062	1,105,646	390,880	-	2,867,194
Average hedged rate						
(in PHP per metric tonne)	8,126	7,311	6,742	6,625	-	

Non-deliverable forward contracts

In 2022, AP entered into non-deliverable forward (NDF) contracts with counterparty banks to manage foreign currency risks associated with ARI's US Dollar commitments for the completion of its renewable projects. The notional amount of these contracts amounted to \$109.1 million (₱6.69 billion). AP designated these NDF contracts as a cash flow hedge.

As of December 31, 2022, the outstanding notional amount and fair value of the NDF contracts amounted to ₱6.08 billion and ₱447.3 million, respectively.



- 139 -

The impact of the hedged items and hedging instruments in the consolidated balance sheets and consolidated statements of income and comprehensive income is as follows:

December 31, 2022				
	Carrying amount	Change in fair value used for measuring ineffectiveness	Total hedging gain (loss) recognized in OCI	Ineffectiveness recognized in other comprehensive income (charges)
IRS				
Derivative asset	₱542,024	₱972,380	₱972,380	₱-
Derivative liability	-	-	-	-
Forward exchange				
currency forwards				
Derivative asset	309,786	309,786	309,786	-
Derivative liability	-	-	-	-
Commodity swaps				
Derivative asset	2,060,259	2,060,259	2,060,259	-
Derivative liability	(42,336)	(36,865)	(36,865)	(5,471)
Non-deliverable forwards				
Derivative asset	-	-	-	-
Derivative liability	(447,264)	(447,264)	(447,264)	-
As at December 31, 2021				
	Carrying amount	Change in fair value used for measuring ineffectiveness	Total hedging gain (loss) recognized in OCI	Ineffectiveness recognized in other comprehensive income (charges)
IRS				
Derivative asset	₱-	₱-	₱-	₱-
Derivative liability	(518,962)	(582,789)	(585,741)	-
Forward exchange currency forwards				
Derivative asset	263,254	263,255	263,254	-
Derivative liability	(42,124)	(42,124)	(42,124)	-
Principal only swap foreign currency				
Derivative asset	64,789	64,789	64,789	-
Derivative liability	-	-	-	-
Call spread currency foreign currency				
Derivative asset	44,887	44,887	44,887	-
Derivative liability	-	-	-	-
Commodity swaps				
Derivative asset	1,460,544	1,460,315	1,460,315	229
Derivative liability	(297,771)	(250,930)	(250,930)	(46,841)



- 140 -

The movements in fair value changes of all derivative instruments for the years ended December 31, 2022 and 2021 are as follows:

	2022	2021
At beginning of year	₱104,909	(₱1,983,877)
Net changes in fair value of derivatives designated as cash flow hedges	1,729,380	2,526,217
Net changes in fair value of derivatives not designated as accounting hedges	(52,377)	(851,375)
Fair value of settled instruments	621,549	413,944
At end of year	₱2,403,461	₱104,909

The net losses from the net fair value changes of derivatives not designated as accounting hedges are included under "Other income (expense) - net". In 2021, this pertains to a foreign currency forward not designated as an accounting hedge to economically hedge the Group's exposure on foreign currency fluctuation.

The changes in the fair value of derivatives designated as accounting hedges were deferred in equity under "Cash flow hedge reserve".

The net movement of changes to cash flow hedge reserve is as follows:

	2022	2021
Balance at beginning of year (net of tax)	₱785,004	(₱1,720,254)
Changes in fair value recorded in equity	614,151	4,595,170
	1,399,155	2,874,916
Changes in fair value transferred to profit or loss	526,398	(2,435,888)
Balance at end of year before deferred tax effect	1,925,553	439,028
Deferred tax effect	210,094	345,976
Balance at end of year (net of tax)	₱2,135,647	₱785,004

The Group has not bifurcated any embedded derivatives as of December 31, 2022 and 2021.

The Group held the following financial instruments that are measured and carried or disclosed at fair value:



- 141 -

December 31, 2022

	Total	Level 1	Level 2	Level 3
Carried at fair value:				
Investments in financial assets:				
At FVTPL	₱899,186	₱899,186	₱-	₱-
At FVOCI	4,626,724	4,626,724	-	-
Exchangeable notes	15,526,400	15,526,400	-	-
Derivative asset	3,064,862	-	3,064,862	-
Derivative liability	661,401	-	661,401	-
Disclosed at fair value:				
Lease liabilities	25,939,517	-	-	25,939,517
Long-term debt - fixed rate	237,738,956	-	-	237,738,956
PSALM deferred adjustment	54,224	-	-	54,224
Long-term obligation on PDS	143,225	-	-	143,225

December 31, 2021

	Total	Level 1	Level 2	Level 3
Carried at fair value:				
Investments in financial assets:				
At FVTPL	₱1,009,537	₱1,009,537	₱-	₱-
At FVOCI	3,333,403	3,333,403	-	-
Derivative asset	1,459,621	-	1,459,621	-
Derivative liability	1,354,712	-	1,354,712	-
Disclosed at fair value:				
Lease liabilities	32,394,835	-	-	32,394,835
Long-term debt - fixed rate	239,426,108	-	-	239,426,108
PSALM deferred adjustment	1,032,511	-	-	1,032,511
Long-term obligation on PDS	151,878	-	-	151,878

During the years ended December 31, 2022 and 2021, there were no transfers between level 1 and level 2 fair value measurements and transfers into and out of level 3 fair value measurement.



38. Notes to Consolidated Statements of Cash Flows

The following are the cash flow movements of the Group's financing liabilities in 2022 and 2021:

	January 1, 2022	Net cash flows	Non-cash Changes					December 31, 2022
			Amortized deferred financing costs	Foreign exchange movement	Changes in fair values	Accreted interest	Others	
Current interest-bearing loans and borrowings, excluding lease liabilities	₱54,064,202	(₱8,903,580)	₱9,607	₱—	₱—	₱—	₱18,124,020	₱63,294,249
Current lease liabilities	8,291,721	(10,232,070)	—	22,951	—	26,666	11,310,865	9,420,133
Non-current interest-bearing loans and borrowings, excluding lease liabilities	253,069,865	44,805,509	470,804	5,243,787	—	—	(17,977,610)	285,612,355
Non-current lease liabilities	25,964,507	—	—	(277,987)	—	2,391,904	(9,637,634)	18,440,790
Derivatives	1,354,712	—	—	—	(693,311)	—	—	661,401
Total liabilities from financing activities	₱342,745,007	₱25,669,859	₱480,411	₱4,988,751	(₱693,311)	₱2,418,570	₱1,819,641	₱377,428,928

	January 1, 2021	Net cash flows	Non-cash Changes					December 31, 2021
			Amortized deferred financing costs	Foreign exchange movement	Changes in fair values	Accreted interest	Others	
Current interest-bearing loans and borrowings, excluding lease liabilities	₱46,788,357	(₱43,066,539)	(₱1,201)	₱—	₱—	₱—	₱50,343,585	₱54,064,202
Current lease liabilities	7,283,183	(9,611,197)	—	—	—	23,621	10,596,114	8,291,721
Non-current interest-bearing loans and borrowings, excluding lease liabilities	243,767,042	54,556,816	583,710	3,041,362	—	—	(48,879,065)	253,069,865
Non-current lease liabilities	32,485,663	—	—	1,007,764	—	2,758,955	(10,287,875)	25,964,507
Derivatives	1,983,877	—	—	5,328	(525,400)	—	(109,093)	1,354,712
Total liabilities from financing activities	₱332,308,122	₱1,879,080	₱582,509	₱4,054,454	(₱525,400)	₱2,782,576	₱1,663,666	₱342,745,007

39. Registrations with the Board of Investments (BOI)

a. Power Segment

Certain power generation companies in the Group have been registered with the BOI. Accordingly, they are entitled to, among others, ITH incentives covering four (4) to seven (7) years. The ITH shall be limited only to sales/revenue generated from sales of electricity of the power plant and revenues generated from the sales of carbon emission reduction credits. To be able to avail of the incentives, the companies are required to maintain a minimum equity level. As of December 31, 2022 and 2021 these companies have complied with the requirements.

b. Food Manufacturing Segment

PFC

On October 9, 2015, the BOI approved the registration of PFC's feedmill plant expansion as "Expanding Producer of Animal Feeds" (2015-210) on a nonpioneer status under the Omnibus Investment Code of 1987. Among others, said registration entitles PFC to three-year ITH from



January 2016 or actual start of commercial operations, whichever is earlier, and importation of capital equipment at zero duty for a period of five years.

On January 22, 2020, the BOI approved the registration of the PFC’s feedmill plant expansion as “New Producer of Animal Feeds” (2020-016) on a nonpioneer status under the Omnibus Investment Code of 1987. Among others, said registration entitles PFC to four-year ITH from January 2021 or actual start of commercial operations, whichever is earlier, and importation of capital equipment at zero duty for a period of five years.

PFC’s ITH incentive is ₱32.0 million and ₱16.5 million on December 31, 2022 and 2021, respectively. As of December 31, 2022, PFC has complied with the terms and conditions indicated in the above BOI registrations.

PANC

PANC has been registered with the BOI and granted the following incentives:

- ITH for a period of three to five years;

Type of Registration	BOI Approval Date	Start of ITH Period	ITH Period
Expanding Producer of Animal Feeds	June 24, 2016	July 2016 ¹	3 years
New Producer of Table Eggs and By- Products	April 7, 2015	October 2015 ¹	4 years
New Producer of Hogs and Pork Meat *	July 16, 2017	July 2017 ¹	3 years
New Operator of Slaughterhouse Integrated with Fabrication and Cold Storage/Blast Freezing Facility	October 8, 2020	January 2025 ¹	5 years

¹ Or actual start of commercial operations, whichever is earlier, but not earlier than registration date,
 * ITH period for taxable year 2020 was deferred and can be availed for the period January 1, 2021 to June 30, 2022

- Importation of capital equipment at zero duty for a period of five years from date of registration;
- Other tax and duty exemptions on purchase of certain inventories.

PANC’s ITH incentive is ₱75.1 million and ₱115.5 million in 2022 and 2021, respectively. There is no income tax incentive availed in 2020 and 2019 since PANC has incurred losses and did not exceed the base figure in the registered project’s operation. As of December 31, 2022, PANC has complied with the terms and conditions indicated in the above BOI registrations.

c. Infrastructure Segment

On January 24, 2018, the BOI approved Apo Agua’s application for registration as new operator of Bulk Water Supply (Davao City Bulk Water Project) under the 2017 IPP on a non-pioneer status under Omnibus Investments Code of 1987. The BOI issued the Certificate of Registration on April 12, 2018 which entitles Apo Agua to an ITH of four years from February 2022 or actual start of commercial operations, whichever is earlier but availment shall in no case be earlier than the date of registration.



40. Fuel Supply and Other Agreements

a. Steam Supply Agreement

On May 26, 2013, APRI's steam supply contract with Chevron Geothermal Philippines Holdings, Inc. (CGPHI) shifted to a Geothermal Resource Sales Contract (GRSC). The change is due to an existing provision under the government's existing contract with CGPHI when the Tiwi-Makban facilities were bidded out under the former's privatization program. Under the GRSC, the effective steam price of APRI payable to CGPHI will be at a premium to coal.

To ensure that APRI will continue to remain competitive in the market, a two-month interim agreement supplementing the GRSC was implemented on August 4, 2013 and extended until August 25, 2018. On August 24, 2018, a new contract was signed by the Company and Philippine Geothermal Production Company, Inc. which aims to ensure long-term operations of both parties. The Geothermal Resources Supply and Services Agreement took effect August 26, 2018 and shall continue in effect until October 22, 2034, unless earlier terminated or extended by mutual agreement of the Parties.

Total steam supply cost incurred by APRI, reported as part of "Cost of generated power" amounted to ₱7.5 billion in 2022, ₱5.0 billion in 2021 and ₱3.0 billion in 2020.

b. Coal Supply Agreements (CSA)

TLI enters into coal supply agreements. Outstanding coal supply agreements as of December 31, 2022 and 2021 have aggregate supply quantity of 2,748,000 MT and 3,763,104 MT, respectively. In 2022 and 2021, the equivalent dollar value is estimated to be at \$419.2 million and \$641.5 million which are due for delivery from January 2023 to December 2025 and January 2022 to July 2023, respectively. Terms of payment are by letter of credit where payment is due at sight against presentation of documents, and by telegraphic transfer where payment is due within 7 days from receipt of original invoice.

GMEC has a current CSA with Avra Commodities Pte. Ltd. (Avra) and PT Arutmin Indonesia (Arutmin) dated December 20, 2019 and December 23, 2019, respectively, for coal deliveries commencing on January 1, 2020. Avra shall annually deliver between minimum of 500,000 MT to a maximum of 1,200,000 MT of coal until the CSA expires on December 31, 2024, while Arutmin shall annually deliver 1,650,000 MT with an option for an additional 160,000 MT at GMEC's option until the CSA expires on December 31, 2029. In addition, GMEC entered into a CSA with PT Bayan Resources TBK (Bayan) on April 8, 2020. Bayan shall annually deliver between a minimum of 500,000 MT to a maximum of 1,000,000 MT of coal until the CSA expires on April 30, 2030.

c. Fuel Supply Agreements

TMI has a Heavy Fuel Oil (HFO) Supply Agreement with Pilipinas Shell Petroleum Corporation (PSPC) dated September 1, 2014. The said agreement provides for the supply and delivery of HFO by PSPC to TMI, subject to terms and conditions of the agreement. The actual quantities may vary from month to month and are contingent to the actual generation of the TMI's power plant. The actual aggregate HFO delivered to the TMI from PSPC as of December 31, 2022 and



2021 is 579.5 million liters and 572.7 million liters, respectively. Moreover, on December 1, 2016, TMI entered into a Lube Oil Supply Agreement with PSPC for the supply and delivery of lube oil products with an agreed aggregate volume of 3.8 million liters. The actual aggregate of lube oil products delivered to TMI from PSPC as of December 31, 2022 and 2021 is 1,605,163 liters and 1,502,796 liters, respectively.

EAUC has a Lube Oil Supply Agreement (LOSA) with PSPC dated December 1, 2016. The LOSA provides for PSPC to supply and deliver an agreed aggregate volume of 220,000 liters. The actual aggregate lube oil delivered to the Company from PSPC as of December 31, 2022 and 2021 are 403,432 liters and 318,167 liters, respectively. Total consumption of lube oil amounted to 11.9 million and 5.5 million in 2022 and 2021, respectively. On March 20, 2018, EAUC entered into an HFO Supply Agreement with Phoenix Petroleum Philippines Inc. (PPPI) for the supply and delivery of HFO on a consignment basis with an agreed aggregate volume of 38.2 million liters. The actual quantities may vary from month to month and are contingent on the actual generation of the EAUC's power plant. As of December 31, 2022 and 2021, the actual HFO consumed from the supply agreement is 55.6 million liters and 39.2 million liters, respectively. Total consumption of HFO acquired from PPPI amounted to ₱722.6 million and ₱361.7 million in 2022 and 2021 respectively.

d. Pagbilao IPP Administration Agreement

TLI and PSALM executed the IPP Administration Agreement wherein PSALM appointed TLI to manage the 700MW contracted capacity (the "Capacity") of NPC in the coal-fired power plant in Pagbilao, Quezon.

The IPP Administration Agreement includes the following obligations TLI would have to perform until the transfer date of the power plant (or the earlier termination of the IPP Administration Agreement):

- a. Supply and deliver all fuel for the power plant in accordance with the specifications of the original Energy Conservation Agreement (ECA); and
- b. Pay to PSALM the monthly payments (based on the bid) and energy fees (equivalent to the amount paid by NPC to the IPP).

TLI has the following rights, among others, under the IPP Administration Agreement:

- a. The right to receive, manage and control the Capacity of the power plant for its own account and at its own cost and risk;
- b. The right to trade, sell or otherwise deal with the Capacity (whether pursuant to the spot market, bilateral contracts with third parties or otherwise) and contract for or offer related ancillary services, in all cases for its own account and its own risk and cost. Such rights shall carry the rights to receive revenues arising from such activities without obligation to account therefore to PSALM or any third party;
- c. The right to receive the transfer of the power plant at the end of the IPP Administration Agreement (which is technically the end of the ECA) for no consideration; and
- d. The right to receive an assignment of NPC's interest to existing short-term bilateral Power Supply Contract from the effective date of the IPP Administration Agreement the last of which were scheduled to end in November 2011.



e. Joint Venture Agreement

On March 17, 2015, Apo Agua entered into a Joint Venture Agreement (JVA) with the Davao City Water District (DCWD) in accordance with the Guidelines and Procedures for Entering into JVAs between Government and Private Entities issued by the National Economic Development Authority. Based on the JVA, Apo Agua shall undertake the development and operations of a treated bulk water supply facility while the DCWD shall assign a water permit to Apo Agua to enable it to operate the treated bulk water supply facility that shall generate revenues, primarily from the supply of treated bulk water to the DCWD. The principal place of business of the joint venture shall be in Davao City.

Pursuant to the JVA, Apo Agua entered into a Bulk Water Purchase Agreement (BWPA) with the DCWD for the supply and delivery of treated bulk water to the latter.

Under the BWPA, Apo Agua shall supply and deliver to the DCWD an agreed volume of Treated Bulk Water sourced from the Tamuga River, for a delivery period of thirty (30) years beginning on the first day of the operations of the Facility. Under the BWPA, the Apo Agua shall be entitled to a fixed rate per cubic meter of water delivered, subject to an annual rate adjustment that is based on the Annual Inflation Rate as determined by the National Statistical Coordination Board. The ownership, commissioning, operation, and management of the Facility required for the delivery of the Treated Bulk Water to the DCWD shall be vested in Apo Agua. Although the legal title to these assets shall remain with Apo Agua at the end of the concession period, the concession period is for the entire estimated useful life of the assets.

41. Contingencies

The Group is a party to certain proceedings and legal cases with other parties in the normal course of business. The ultimate outcome of these proceedings and legal cases cannot be presently determined. Management, in consultation with its legal counsels, believes that it has substantial legal and factual bases for its positions and is currently of the opinion that the likely outcome of these proceedings and legal cases will not have a material adverse effect on the Group's financial position and operating results. It is possible, however, that the future results of operations could be materially affected by changes in estimates or in the effectiveness of the strategies relating to these proceedings and legal cases.

42. Other Matters

a. Renewable Energy Act of 2008

On January 30, 2009, R.A. No. 9513, *An Act Promoting the Development, Utilization and Commercialization of Renewable Energy Resources and for Other Purposes*, which shall be known as the "Renewable Energy Act of 2008" (the Act), became effective. The Act aims to (a) accelerate the exploration and development of renewable energy resources such as, but not limited to, biomass, solar, wind, hydro, geothermal and ocean energy sources, including hybrid systems, to achieve energy self-reliance, through the adoption of sustainable energy development strategies to reduce the country's dependence on fossil fuels and thereby



minimize the country's exposure to price fluctuations in the international markets, the effects of which spiral down to almost all sectors of the economy; (b) increase the utilization of renewable energy by institutionalizing the development of national and local capabilities in the use of renewable energy systems, and promoting its efficient and cost-effective commercial application by providing fiscal and non-fiscal incentives; (c) encourage the development and utilization of renewable energy resources as tools to effectively prevent or reduce harmful emissions and thereby balance the goals of economic growth and development with the protection of health and environment; and (d) establish the necessary infrastructure and mechanism to carry out mandates specified in the Act and other laws.

As provided for in the Act, renewable energy (RE) developers of RE facilities, including hybrid systems, in proportion to and to the extent of the RE component, for both power and non-power applications, as duly certified by the DOE, in consultation with the BOI, shall be entitled to incentives, such as, ITH, duty-free importation of RE machinery, equipment and materials, zero percent VAT rate on sale of power from RE sources, and tax exemption of carbon credits, among others.

b. EPIRA of 2001

RA No. 9136 was signed into law on June 8, 2001 and took effect on June 26, 2001. The law provides for the privatization of NPC and the restructuring of the electric power industry. The Implementing Rules and Regulations (IRR) were approved by the Joint Congressional Power Commission on February 27, 2002.

R.A. No. 9136 and the IRR impact the industry as a whole. The law also empowers the ERC to enforce rules to encourage competition and penalize anti-competitive behavior.

R.A. No. 9136, the EPIRA, and the covering IRR provides for significant changes in the power sector, which include among others:

- i. The unbundling of the generation, transmission, distribution and supply and other disposable assets of a company, including its contracts with IPPs and electricity rates;
- ii. Creation of a WESM; and
- iii. Open and non-discriminatory access to transmission and distribution systems.

The law also requires public listing of not less than 15% of common shares of generation and distribution companies within 5 years from the effectivity date of the EPIRA. It provides cross ownership restrictions between transmission and generation companies and a cap of 50% of its demand that a distribution utility is allowed to source from an associated company engaged in generation except for contracts entered into prior to the effectivity of the EPIRA.

There are also certain sections of the EPIRA, specifically relating to generation companies, which provide for a cap on the concentration of ownership to only 30% of the installed capacity of the grid and/or 25% of the national installed generating capacity.



c. Temporary Restraining Order (TRO) affecting Power Generation Companies trading in WESM

On December 19, 2013, Bayan Muna representatives filed a Petition for Certiorari against the ERC and the Manila Electric Company (MERALCO) with the Supreme Court (SC). On December 20, 2013, National Association of Electricity Consumers for Reforms filed a Petition for Certiorari and/or Prohibition against MERALCO, ERC and DOE. These cases raised and questioned, among others, the alleged substantial increase in MERALCO's power rates for the billing period of November 2013, the legality of Sections 6, 29 and 45 of the EPIRA, the failure of ERC to protect consumers from the high energy prices and the perceived market collusion of the generation companies.

These cases were consolidated by the SC which issued a TRO for a period of 60 days from December 23, 2013 to February 21, 2014, preventing MERALCO from collecting the increase in power rates for the billing period of November 2013. The TRO was subsequently extended for another 60 days ending April 22, 2014 by the SC. Thereafter, the TRO was extended indefinitely.

MERALCO, in turn, filed a counter-petition impleading generation companies supplying power to the WESM. The SC also ordered all the parties in the consolidated cases to file their respective pleadings in response to MERALCO's counter-petition. The Supreme Court set the consolidated cases for oral arguments last January 21, February 4 and 11, 2014. After hearing, all parties were ordered to file their comments and/or memorandum. The case is now submitted for resolution.

As a result of the TRO, Meralco has not been able to fully bill its consumers for the generation costs for the supply month of November 2013; and in turn, it has not been able to fully pay its suppliers of generation costs. In a Decision dated August 3, 2021, the Supreme Court declared that the ERC's action of allowing MERALCO to stagger its collection of pass-through generation costs for the November 2013 billing month in view of the high increase in generation costs was valid, but declared as null and void the Order of the ERC setting aside the Luzon WESM prices and imposing regulated prices for the November 2013 billing period. The Supreme Court denied with finality the motions for reconsideration filed by NASECORE, ERC, and Bayan Muna, in a Resolution dated October 11, 2022.

d. Imposition of financial penalties on Therma Mobile by the Philippine Electricity Market Corporation (PEMC)

This case involves an investigation of Therma Mobile in the dispatch of its power barges during the November and December 2013 supply period. As a result of the Meralco price hike case brought before the SC, the SC ordered the ERC to investigate anti-competitive behavior and abuse of market power allegedly committed by some WESM participants.

PEMC conducted the investigation under the "Must-Offer" rules of the WESM Rules.

PEMC initially found that Therma Mobile violated the "Must-Offer Rule" during the period under investigation. In its letter dated January 30, 2015, the PEM Board imposed financial penalties amounting to ₱234.9 million on Therma Mobile. According to the PEM Board, the penalties will be collected from Therma Mobile through the WESM settlement process.



Therma Mobile maintains that there is no basis for the PEMC decision. It did not violate the Must-Offer Rule, for the period ended, as it was physically impossible for Therma Mobile to transmit more than 100MW to Meralco. Although Therma Mobile's rated capacity is 234 MW (Net), it could only safely, reliably and consistently deliver 100MW during the November and December 2013 supply period because of transmission constraints. Therma Mobile's engines and transmission lines were still undergoing major repairs to address issues on post rehabilitation.

On February 13, 2015, Therma Mobile filed a notice of dispute with the PEMC to refer the matter to dispute resolution under the WEM Rules and the WESM Dispute Resolution Market Manual.

Therma Mobile also filed a Petition for the Issuance of Interim Measures of Protection with the Regional Trial Court (RTC) of Pasig to hold off enforcement of the payment of the penalties during the pendency of the Therma Mobile and PEMC dispute resolution proceedings. Last February 24, 2015, the RTC issued in favor of Therma Mobile an ex parte 20-day Temporary Order of Protection directing PEMC to refrain from (a) demanding and collecting from Therma Mobile the ₱234.9 million financial penalty; (b) charging and accruing interest on the financial penalty; and (c) transmitting the PEMC-ECO investigation report to the ERC.

On April 1, 2015, the RTC granted the prayer for the issuance of Writ of Preliminary Injunction, which ruling was assailed by the PEMC and elevated to the Court of Appeals (CA) via Petition for Review. On December 15, 2015, the CA issued a Decision confirming the RTC's findings. PEMC filed a Motion for Reconsideration, and in compliance with Resolution of the CA, has filed a comment on the said motion.

On June 6, 2016, PEMC filed a petition before the SC questioning the CA's Decision. TMO also filed its Comment on the Petition on November 14, 2016. On June 1, 2017, TMO received the SC Notice dated March 29, 2017. In the Resolution, the SC noted TMO's Comment and PEMC's Reply. As of December 31, 2022, the petition is still pending resolution with the SC.

e. Therma Marine Cases

In 2013, ERC issued Final Approval of various ESAs of Therma Marine with some modifications on ERC's provisionally approved rates which directed both parties to devise a scheme for the refund of the difference between the final and the provisionally approved rates.

On November 25, 2013, ERC issued its order for Therma Marine to refund the amount of ₱180.0 million to its customers for a period of 6 months with equal installments per month. On August 27, 2014, ERC issued an order directing NGCP to refund its customers the amount of ₱12.7 million and the corresponding VAT for a period of twelve months. As such, Therma Marine will refund the said amount to NGCP and the latter will refund the same to its customers.

In 2015, ERC issued Provisional Approvals (PA) on ESA contracts extensions with capacity fees lower than the previously approved rates. Therma Marine filed MRs on these PAs. During the last quarter of 2015, ERC issued Final Approvals on some of these ESA's sustaining the decision in the PA's, thus Therma Marine filed MRs on the final decisions. As of December 31, 2022, there has been no resolution on the MRs on the Final Approvals.



f. ERC Case No. 2013-077 MC

On August 29, 2013, MERALCO filed a petition for dispute resolution against TLI/APRI, among other Successor Generating Companies (“SGCs”) under ERC Case No. 2013-077 MC. The case arose from a claim of refund of the alleged over charging of transmission line losses pursuant to the ERC Order dated March 4, 2013 and July 1, 2013 in ERC Case No. 2008-083 MC.

On September 20, 2013, TLI, together with the other SGCs, filed a Joint Motion to Dismiss arguing that MERALCO’s petition should be dismissed for failure to state a cause of action and ERC’s lack of jurisdiction over the subject matter of the case. The SGCs and Meralco have filed their respective comments, reply, rejoinder and sur-rejoinder after the filing of the Joint Motion to Dismiss. The Joint Motion to Dismiss has since then been submitted for resolution with the ERC. As of December 31, 2022, the ERC has yet to render its decision on the Joint Motion to Dismiss.

g. DLP Case

On December 7, 1990, certain customers of DLP filed before the then Energy Regulatory Board (ERB) a letter-petition for recovery claiming that with the SC’s decision reducing the sound appraisal value of DLP’s properties, DLP exceeded the 12% Return on Rate Base (RORB). The ERB’s order dated June 4, 1998, limited the computation coverage of the refund from January 19, 1984 to December 14, 1984. No amount was indicated in the ERB order as this has yet to be recomputed.

The CA, in Court of Appeals General Register Special Proceeding (CA-GR SP) No. 50771, promulgated a decision dated February 23, 2001 which reversed the order of the then ERB, and expanded the computation coverage period from January 19, 1984 to September 18, 1989.

The SC in its decision dated November 30, 2006 per GR150253 reversed the CA’s decision CA-GR SP No. 50771 by limiting the period covered for the refund from January 19, 1984 to December 14, 1984, approximately 11 months. The respondent/customers filed a Motion for Reconsideration with the SC, which was denied with finality by the SC in its Order dated July 4, 2007.

The SC, following its decision dated November 30, 2006, ordered the ERC to proceed with the refund proceedings instituted by the respondents with reasonable dispatch.

On March 17, 2010, the ERC directed DLP to submit its proposed scheme in implementing the refund to its customers. In compliance with the order, the DLP filed its compliance stating that DLP cannot propose a scheme for implementing a refund as its computation resulted to no refund.

A clarificatory meeting was held where DLP was ordered to submit its memoranda.

On October 4, 2010, in compliance with the ERC directive, DLP submitted its memoranda reiterating that no refund can be made. In a decision dated February 10, 2021, the ERC ruled in favor of DLP’s position that no refund from DLP to its consumers.



h. LHC Franchise Tax Assessment

In 2007, the Provincial Treasurer of Benguet issued a franchise tax assessment against LHC, requiring LHC to pay franchise tax amounting to approximately ₱40.4 million, inclusive of surcharges and penalties covering the years 2002 to 2007. In 2008, LHC has filed for a petition for the annulment of the franchise tax assessment, based primarily on the fact that LHC is not liable for franchise tax because it does not have a franchise to operate the business. Section 6 of R.A. No. 9136 provides that power generation shall not be considered a public utility operation. As such, an entity engaged, or which shall engage in power generation and supply of electricity shall not be required to secure a national franchise. Accordingly, no provision has been made in the consolidated financial statements. The case remains pending as of December 31, 2022.

i. Retail Competition and Open Access

The EPIRA mandates the implementation of Retail Competition and Open Access (RCOA) subject to the fulfilment of the conditions as provided in the EPIRA. The ERC was tasked under the EPIRA Implementing Rules and Regulations to declare, after due notice and public hearing, the initial implementation of RCOA. Through the RCOA, eligible customers will have the option to source their electricity from eligible suppliers that have secured Retail Electricity Supplier (RES) licenses from the ERC. End users with a monthly average peak demand of at least 1 Megawatt (MW) for the preceding 12 months are eligible to be contestable customers. The 1 MW qualification would gradually be reduced upon evaluation of the ERC.

In June 2011, after due notice and public hearings, the ERC declared December 26, 2011 as the date to mark the commencement of the full operation of RCOA in Luzon and Visayas. However, due to deficiencies in the rules and guidelines governing the RCOA at that time, the December 26, 2011 commencement date was deferred several times until an interim system commenced on July 26, 2013.

The DOE and ERC have issued and revised several circulars, rules and resolutions on the implementation of the RCOA and the issuance of RES licences, including a Code of Conduct, Rules on Contestability, and Rules on RES Licencing.

On February 21, 2017, the SC issued a TRO enjoining the DOE and ERC from implementing the following issuances:

1. DOE Circular No. DC-2015-06-0010 or the DOE Circular Providing Policies to Facilitate the Full Implementation of RCOA in the Philippine Electric Power Industry;
2. ERC Resolution No. 5, Series of 2016 or the Rules Governing the Issuance of Licenses to RES and Prescribing the Requirements and Conditions Therefor;
3. ERC Resolution No. 10, Series of 2016 or a Resolution adopting the Revised Rules for Contestability;
4. ERC Resolution No. 11, Series of 2016 or a Resolution Imposing Restrictions on the Operations of DUs and RES in the Competitive Retail Electricity Market; and
5. ERC Resolution No. 28, Series of 2016 or the Revised Timeframe for Mandatory Contestability, Amending Resolution No. 10, Series of 2016, entitled Revised Rules of Contestability.



The TRO effectively enjoined the DOE and the ERC from imposing the mandatory migration of end-users with average monthly peak demand of at least 1MW and 750 kW on February 26, 2017 and June 26, 2017, respectively, and barring Local RESs and DUs from supplying electricity to the Contestable Market.

Due to the TRO, no new or renewed RES licenses were issued by the ERC due to the perceived risk of being declared in contempt by the SC. The renewal of PEI, AEI and AESI's RES licenses remain pending before the ERC. The application for RES licenses of TLI and APRI are likewise pending.

On November 29, 2017, DOE issued Department Circular No. 2017-12-0013, which provides, among other things, for voluntary participation of Contestable Customers in the Retail Market. On the same date, DOE issued Department Circular No. 2017-12-0014, which provides, among other things, the guidelines on the licensing of RES. Both DOE Circulars enjoin the ERC to promote the supporting guidelines to the DOE Circulars. Once the ERC promulgates these rules, approval of RES license applications and renewals can be expected.

j. PSALM deferred adjustment

Deferred Accounting Adjustments (DAA)

The ERC issued a Decision dated March 26, 2012 which granted PSALM DAA pertaining to GRAM and ICERA and in its Order dated June 20, 2017, the ERC authorized PSALM to implement the methodology for the recovery/refund of the approved DAA.

Upon Private Electric Power Operators Association's (PEPOA) motion, the ERC, in an Order dated October 19, 2017, deferred the implementation of the approved DAA pending clarification by the ERC of the queries raised in the motion for clarification.

In its Order dated December 19, 2017, the ERC clarified that the GRAM and ICERA DAA are deferred adjustments, which were incurred by PSALM/NPC in supplying energy during the corresponding period; thus, it should be recovered/refunded by PSALM/NPC to its customers. Hence, the Distribution Utilities (DUs) are not just mere collectors of the said DAA but these are charges that they should pay to NPC/PSALM and charged to their customers as part of their generation charge. In the same Order, the ERC directed the DUs to resume the implementation of the GRAM and ICERA starting the January 2018 billing period.

Automatic Cost Recovery Mechanism (ACRM)

On June 20, 2017, the ERC issued its Decision, authorizing PSALM to recover/refund the True-up Adjustments of Fuel and Purchased Power Costs and Foreign Exchange-Related Costs effective its next billing period.

In an Order dated October 19, 2017, the implementation of the ACRM was deferred to the January 2018 billing period pending the evaluation of the clarifications raised in PEPOA's letter and motion and on December 19, 2017, the Commission issued an Order directing PSALM and the DUS to abide with the clarifications issued by the Commission.



k. Share Purchase Agreement entered into by STEAG GmbH and AP

On September 15, 2022, STEAG GmbH entered into a Share Purchase Agreement with the Company for the purchase by the Company of an additional 35.4% stake in STEAG. The total purchase price for the shares is US\$36.1 million, plus locked box interest at a simple rate of 4% per annum (on the basis of a 365-day year) from January 1, 2021 to March 31, 2022. Subject to fulfillment of applicable conditions for closing, the Company will own 69.4% of STEAG. As of December 31, 2022, the closing conditions were not yet completed.

l. Application of the Provisions of Corporate Recovery and Tax Incentives for Enterprises (CREATE) Act

On March 26, 2021, the Office of the President of the Philippines signed into law the CREATE Act to attract more investments and maintain fiscal prudence and stability in the Philippines. RA 11534 or the CREATE Act introduces reforms to the corporate income tax and incentives systems. It takes effect 15 days after its complete publication in the Official Gazette or in a newspaper of general circulation or April 11, 2021.

The following are the key changes to the Philippine tax law pursuant to the CREATE Act which have an impact on the consolidated financial statements of the Group as of and for the year ended December 31, 2020 because of their retroactive effect:

- Effective July 1, 2020, regular corporate income tax (RCIT) rate is reduced from 30% to 25% for domestic and resident foreign corporations. For domestic corporations with net taxable income not exceeding ₱5 million and with total assets not exceeding ₱100 million (excluding land on which the business entity's office, plant and equipment are situated) during the taxable year, the RCIT rate is reduced to 20%.
- MCIT rate reduced from 2% to 1% of gross income, effective from July 1, 2020 to June 30, 2023.

As clarified by the Philippine Financial Reporting Standards Council in its Philippine Interpretations Committee Q&A No. 2020-07, the CREATE Act was not considered substantively enacted as of December 31, 2020 even though some of the provisions have retroactive effect to July 1, 2020. The passage of the CREATE Act into law on March 26, 2021 is considered as a non-adjusting subsequent event in the consolidated financial statements of the Group as of and for the year ended December 31, 2020. Accordingly, current and deferred income taxes continued to be computed and measured using the applicable income tax rates as of December 31, 2020 (i.e., 30% RCIT / 2% MCIT) for financial reporting purposes.

The Group reflected the changes in the current and deferred income taxes in its consolidated financial statements as of and for the year ended December 31, 2021, including the retroactive effect of the change in tax rates arising from the CREATE Act, reducing provisions for current and deferred income tax by ₱572.9 million.



m. COVID-19

In a move to contain the COVID-19 outbreak, on March 13, 2020, the Office of the President of the Philippines issued a Memorandum directive to impose stringent social distancing measures in the National Capital Region effective March 15, 2020. On March 16, 2020, Presidential Proclamation No. 929 was issued, declaring a State of Calamity throughout the Philippines for a period of six months and imposed an enhanced community quarantine (ECQ) throughout the island of Luzon until April 12, 2020, as subsequently extended to April 30, 2020. This was further extended to May 15, 2020 in selected areas including the National Capital Region. These measures have caused disruptions to businesses and economic activities, and its impact on businesses continues to evolve.

The Group has experienced the negative effect of the COVID-19 pandemic in its 2020 operations across most of its segments, varying in terms of magnitude. However, because of the diverse business portfolio of the Group covering different industries and to a certain extent, geographical location, the overall effect has been cushioned. In addition, significant improvements have been felt in the latter part of 2020 as the economy started to improve, and has been continuing during 2022 as the community quarantine starts to ease down.

The Group has an in-placed and extensive business continuity plan on similar risk, including the lay out of the necessary steps that will help address or minimize the Group's business exposures. However, considering the evolving nature of this outbreak, the Group will continue to monitor the situation and adjust the steps it is currently implementing in subsequent periods.

43. Events after the Reporting Period

- a. To comply with the requirements of Section 43 of the Corporation Code, on March 3, 2023, the BOD approved the declaration of a regular cash dividend of ₱1.47 per share (₱8.3 billion) to all stockholders of record as of March 17, 2023. These dividends will be taken out of the unrestricted retained earnings as of December 31, 2022, and will be paid on March 30, 2023. Said declaration is in compliance with the Company's policy of distributing a regular dividend equivalent to at least 33% of previous year's consolidated net income.
- b. On March 3, 2023, the BOD approved the appropriation of ₱20.0 billion of the Company's retained earnings as of December 31, 2022 for debt payment of AEV and the reversal of appropriation of ₱11.0 billion for the prepayment of US dollar loans.



**ABOITIZ EQUITY VENTURES, INC.
AND SUBSIDIARIES**

Supplementary Schedules
to the Financial Statements
Required by the Securities and Exchange Commission
For the Year Ended December 31, 2022

and

Independent Auditor's Report

Philippine
Pesos



SyCip Gorres Velayo & Co.
6760 Ayala Avenue
1226 Makati City
Philippines

Tel: (632) 8891 0307
Fax: (632) 8819 0872
ey.com/ph

INDEPENDENT AUDITOR'S REPORT ON SUPPLEMENTARY SCHEDULES

The Board of Directors and Stockholders
Aboitiz Equity Ventures, Inc.
32nd Street, Bonifacio Global City
Taguig City, Metro Manila
Philippines

We have audited in accordance with Philippine Standards on Auditing, the consolidated financial statements of Aboitiz Equity Ventures, Inc. and Subsidiaries as at December 31, 2022 and 2021, and for each of the three years in the period ended December 31, 2022. Our audits were made for the purpose of forming an opinion on the basic financial statements taken as a whole. The schedules listed in the Index to Financial Statements and Supplementary Schedules are the responsibility of the Company's management. These schedules are presented for purposes of complying with the Revised Securities Regulation Code Rule 68 and are not part of the basic financial statements. These schedules have been subjected to the auditing procedures applied in the audit of the basic financial statements and, in our opinion, fairly state, in all material respects, the information required to be set forth therein in relation to the basic financial statements taken as a whole.

SYCIP GORRES VELAYO & CO.

A handwritten signature in black ink, reading 'Jhoanna Feliza C. Go'. The signature is written in a cursive, flowing style.

Jhoanna Feliza C. Go
Partner

CPA Certificate No. 0114122

Tax Identification No. 219-674-288

BOA/PRC Reg. No. 0001, August 25, 2021, valid until April 15, 2024

SEC Partner Accreditation No. 114122-SEC (Group A)

Valid to cover audit of 2021 to 2025 financial statements of SEC covered institutions

SEC Firm Accreditation No. 0001-SEC (Group A)

Valid to cover audit of 2021 to 2025 financial statements of SEC covered institutions

BIR Accreditation No. 08-001998-103-2022, November 7, 2022, valid until November 6, 2025

PTR No. 9564628, January 3, 2023, Makati City

March 3, 2023





SyCip Gorres Velayo & Co. Tel: (632) 8891 0307
6760 Ayala Avenue Fax: (632) 8819 0872
1226 Makati City ey.com/ph
Philippines

**INDEPENDENT AUDITOR'S REPORT ON
COMPONENTS OF FINANCIAL SOUNDNESS INDICATORS**

The Board of Directors and Stockholders
Aboitiz Equity Ventures, Inc.
32nd Street, Bonifacio Global City
Taguig City, Metro Manila
Philippines

We have audited in accordance with Philippine Standards on Auditing, the consolidated financial statements of Aboitiz Equity Ventures, Inc. and Subsidiaries as at December 31, 2022 and 2021, and for each of the three years in the period ended December 31, 2022. Our audits were made for the purpose of forming an opinion on the basic financial statements taken as a whole. The Supplementary Schedule on Financial Soundness Indicators, including their definitions, formulas, calculation, and their appropriateness or usefulness to the intended users, are the responsibility of the Company's management. These financial soundness indicators are not measures of operating performance defined by Philippine Financial Reporting Standards (PFRS) and may not be comparable to similarly titled measures presented by other companies. This schedule is presented for the purpose of complying with the Revised Securities Regulation Code Rule 68 issued by the Securities and Exchange Commission, and is not a required part of the basic financial statements prepared in accordance with PFRS. The components of these financial soundness indicators have been traced to the Company's financial statements as at December 31, 2022 and 2021 and for each of the three years in the period ended December 31, 2022 and no material exceptions were noted.

SYCIP GORRES VELAYO & CO.

Jhoanna Feliza C. Go
Partner
CPA Certificate No. 0114122
Tax Identification No. 219-674-288
BOA/PRC Reg. No. 0001, August 25, 2021, valid until April 15, 2024
SEC Partner Accreditation No. 114122-SEC (Group A)
Valid to cover audit of 2021 to 2025 financial statements of SEC covered institutions
SEC Firm Accreditation No. 0001-SEC (Group A)
Valid to cover audit of 2021 to 2025 financial statements of SEC covered institutions
BIR Accreditation No. 08-001998-103-2022, November 7, 2022, valid until November 6, 2025
PTR No. 9564628, January 3, 2023, Makati City

March 3, 2023



ABOITIZ EQUITY VENTURES, INC. AND SUBSIDIARIES

**Supplementary Schedules Required
By the Securities and Exchange Commission
As of and for the Year Ended December 31, 2022**

	Page
A - Financial Assets	1
B - Amounts Receivable from Directors, Officers, Employees, Related Parties and Principal Stockholders (Other than Related Parties)	NA
C - Amounts Receivable from Related Parties which are Eliminated during the Consolidation of Financial Statements	2
D - Intangible Assets – Other Assets	3
E - Long-Term Debt	4
F - Indebtedness to Related Parties (Long-Term Loans from Related Companies)	NA
G - Guarantees of Securities of Other Issuers	NA
H - Capital Stock	5
I - Trade and Other Receivables from Related Parties which are Eliminated during the Consolidation of Financial Statements	6
J - Trade and Other Payables from Related Parties which are Eliminated during the Consolidation of Financial Statements	7
Statement of Reconciliation of Retained Earnings Available for Dividend Declaration	8
Financial Ratios	9
Conglomerate Mapping	10

NA: NOT APPLICABLE

ABOITIZ EQUITY VENTURES, INC. AND SUBSIDIARIES

SCHEDULE A - FINANCIAL ASSETS

AS OF DECEMBER 31, 2022
(Amounts in Thousands)

Name of Issuing Entity and Association of each Issue	Number of Shares or Principal Amount of Bonds and Notes	Amount Shown in the Balance Sheet	Value Based on Market Quotation at Balance Sheet Date	Income Received and Accrued
CASH ON HAND AND IN BANKS, INCLUDING RESTRICTED CASH				
Australia and New Zealand Banking Group Limited (ANZ)	Not applicable	P 67,871	Not applicable	P 15,078
Asian United Bank	Not applicable	119	Not applicable	6
Banco de Oro	Not applicable	7,014,180	Not applicable	55,473
Bank of Commerce	Not applicable	724	Not applicable	1
Bank of the Philippine Islands	Not applicable	2,425,950	Not applicable	38,066
Bank of Tokyo - Mitsubishi UFJ	Not applicable	100	Not applicable	-
China Banking Corporation	Not applicable	7,174	Not applicable	11
Citibank	Not applicable	138,510	Not applicable	69
City Savings Bank	Not applicable	3,506,471	Not applicable	60,855
Development Bank of the Philippines	Not applicable	30,986	Not applicable	23,778
ING Bank N.V.	Not applicable	3,491	Not applicable	-
JP Morgan	Not applicable	10,774	Not applicable	-
Landbank of the Philippines	Not applicable	87,595	Not applicable	31
Metropolitan Bank and Trust Company	Not applicable	1,361,282	Not applicable	766
PB Com	Not applicable	105	Not applicable	4
Philippine Bank of Communications	Not applicable	110,244	Not applicable	55
Philippine National Bank	Not applicable	11,435	Not applicable	26
Philippine Veterans Bank	Not applicable	455	Not applicable	-
Security Bank Corporation	Not applicable	1,075,205	Not applicable	758
Union Bank of the Philippines	Not applicable	19,256,640	Not applicable	79,903
Agriculture Bank of China	Not applicable	76,324	Not applicable	249
Bangkok Bank Public Company Limited	Not applicable	3,283	Not applicable	29
Bank Central Asia	Not applicable	24,659	Not applicable	162
Bank Mandiri	Not applicable	2,622	Not applicable	27
Bank Muamalat	Not applicable	6,078	Not applicable	27
Bank of China	Not applicable	332,225	Not applicable	564
China Merchants Bank	Not applicable	13,537	Not applicable	20
Commerce International Merchant Bankers Berhad (CIMB)	Not applicable	30,507	Not applicable	-
EPCI Bank	Not applicable	51	Not applicable	-
Hongkong Shanghai Banking Corporation	Not applicable	4,248,043	Not applicable	6,574
Malayan Banking Berhad	Not applicable	34,104	Not applicable	-
Mizuho Corporatet Bank, Ltd.	Not applicable	8,030	Not applicable	29
Oversea-Chinese Banking Corporation, Limited (OCBC)	Not applicable	131	Not applicable	-
Rizal Commercial Banking Corporation	Not applicable	52,968	Not applicable	116
Robinson's Bank	Not applicable	105	Not applicable	5
Rural Credit Cooperatives Association	Not applicable	252	Not applicable	2
Industrial and Commercial Bank of China	Not applicable	559	Not applicable	-

ABOITIZ EQUITY VENTURES, INC. AND SUBSIDIARIES

SCHEDULE A - FINANCIAL ASSETS

AS OF DECEMBER 31, 2022
(Amounts in Thousands)

Name of Issuing Entity and Association of each Issue	Number of Shares or Principal Amount of Bonds and Notes	Amount Shown in the Balance Sheet	Value Based on Market Quotation at Balance Sheet Date	Income Received and Accrued
Saigon Thuong Tin Commercial Joint Stock Bank (Sacombank)	Not applicable	86,387	Not applicable	86
Standard Chartered Bank	Not applicable	315,518	Not applicable	2,989
The Bank of China Construction	Not applicable	14,593	Not applicable	39
The Bank of Tokyo - Mitsubishi UFJ, Ltd.	Not applicable	12,572	Not applicable	7,826
Joint Stock Commercial Bank for Foreign Trade of Vietnam (Vietcombank)	Not applicable	107,357	Not applicable	119
Development Bank of Singapore	Not applicable	78,720	Not applicable	-
Fudian Bank Co., Ltd.	Not applicable	33	Not applicable	-
Bank of Dongguan Co., Ltd.	Not applicable	11	Not applicable	-
Bank Rakyat	Not applicable	2,204	Not applicable	32
Mitsubishi UFJ Financial Group (MUFG)	Not applicable	11,540	Not applicable	1,593
National Development Bank PLC	Not applicable	49,019	Not applicable	15
Sumitomo Mitsui Banking Corporation	Not applicable	6,750	Not applicable	-
Cash on Hand, Cash in Vault and Revolving Fund	Not applicable	431,323	Not applicable	-
TOTAL		P 41,058,816		P 295,383
Money Market Placements, Including Short-term Deposits				
Allied Banking Corporation	Not applicable	P -	Not applicable	P -
Australia and New Zealand Banking Group Limited (ANZ Bank)	Not applicable	11,772,158	Not applicable	283,283
Banco de Oro	Not applicable	1,056,515	Not applicable	17,349
BDO Private Bank, Inc.	Not applicable	-	Not applicable	872
Bank of the Philippine Islands	Not applicable	-	Not applicable	33,713
Bank Muamalat	Not applicable	216,066	Not applicable	6,696
China Trust Banking Corporation	Not applicable	-	Not applicable	1,686
City Savings Bank	Not applicable	16,352,201	Not applicable	352,326
Development Bank of the Philippines	Not applicable	-	Not applicable	45,285
Hongkong & Shanghai Banking Corporation	Not applicable	37,059	Not applicable	819
JP Morgan	Not applicable	-	Not applicable	8,187
Land Bank of the Philippines	Not applicable	11,999,900	Not applicable	2,667
Metropolitan Bank and Trust Company	Not applicable	2,302,405	Not applicable	67,043
Rizal Commercial Banking Corporation	Not applicable	11,407	Not applicable	13,568
Security Bank Corporation	Not applicable	7,503,074	Not applicable	57,027
Saigon Thuong Tin Commercial Joint Stock Bank (Sacombank)	Not applicable	-	Not applicable	14,083
Standard Chartered Bank	Not applicable	8,761,079	Not applicable	218,443
Joint Stock Commercial Bank for Foreign Trade of Vietnam (Vietcombank)	Not applicable	-	Not applicable	1,513
Mitsubishi UFJ Financial Group (MUFG)	Not applicable	14,774,578	Not applicable	244,569
Union Bank of the Philippines	Not applicable	6,614,364	Not applicable	44,640
TOTAL		P 81,400,806		P 1,413,769

ABOITIZ EQUITY VENTURES, INC. AND SUBSIDIARIES

SCHEDULE A - FINANCIAL ASSETS

AS OF DECEMBER 31, 2022
(Amounts in Thousands)

Name of Issuing Entity and Association of each Issue	Number of Shares or Principal Amount of Bonds and Notes	Amount Shown in the Balance Sheet	Value Based on Market Quotation at Balance Sheet Date	Income Received and Accrued
Trade Receivables				
Power	Not applicable	P 30,196,685	Not applicable	Not applicable
Food manufacturing	Not applicable	10,296,324	Not applicable	Not applicable
Real estate	Not applicable	11,299,169	Not applicable	Not applicable
Holding and others	Not applicable	4,742,730	Not applicable	Not applicable
TOTAL		P 56,534,908		
Other Receivables				
Nontrade receivables	Not applicable	P 8,125,105	Not applicable	Not applicable
Dividends receivable	Not applicable	792,000	Not applicable	Not applicable
Advances to contractors	Not applicable	285,715	Not applicable	Not applicable
Others	Not applicable	702,916	Not applicable	Not applicable
TOTAL		P 9,905,736		
Financial assets at FVTPL				
Quoted Shares of Stock				
Alta Vista Golf and Country Club	2	₱ 3,245	₱ -	₱ -
Golf and Country Club of Iligan	1,000	1	-	-
Vistamar Country Club	90,000	90	-	-
Mimosa Leisure Park	1	150	-	-
Celebrity Sports Plaza	2	600	-	-
Aboitiz Equity Ventures, Inc.	157,297	9,076	9,076	255
Apo Golf and Country Club	1	2	-	-
CEBECO1-VECO Subtransmission Company, Inc.	375,000	375	-	-
Rizal Commercial Bank	1,382,672	32,769	32,769	854
Empire East Land, Inc.	4,377,063	832	832	-
Filinvest Development Corporation	160,316	1,029	1,029	-
Megaworld Properties, Inc.	1,842,750	3,686	3,686	-
Filinvest Land, Inc.	303,515	273	273	-
JP Morgan	-	818,784	818,784	2,269
		P 870,912	P 866,449	P 3,378

ABOITIZ EQUITY VENTURES, INC. AND SUBSIDIARIES

SCHEDULE A - FINANCIAL ASSETS

AS OF DECEMBER 31, 2022
(Amounts in Thousands)

Name of Issuing Entity and Association of each Issue	Number of Shares or Principal Amount of Bonds and Notes	Amount Shown in the Balance Sheet	Value Based on Market Quotation at Balance Sheet Date	Income Received and Accrued
Unquoted Shares of Stock				
AEV Development Corporation	-	65	-	-
International Container Terminal Services, Inc.	100	2	-	1
Cebu Holdings, Inc.	1	1,038	-	-
Cebu Country Club	3	9,600	-	-
Lever VC GP Limited	-	16,203	-	-
PICOP	164	8	-	-
Philex Mining Corporation	2,618	5	-	-
Philippine Long Distance and Telephone Company	44,344	560	-	-
Equitable Banking Corporation	8,050	793	-	-
		P 28,274	P -	P 1
Financial assets at FVOCI				
Union Bank of the Philippines	2,182,600	3,500,787	3,500,787	84,445
BDO Private	-	5,425	5,425	-
Lombard Odier - IMA	-	1,120,512	-	685
		P 4,626,724	P 3,506,212	P 85,130
Debt Investments at Amortized Cost				
SMC Global Power Holdings	-	10,127	-	643
VLL International, Inc.	-	-	-	655
JP Morgan	-	32,734	-	789
		P 42,861	P -	P 2,087
TOTAL		P 5,568,771	P 4,372,661	P 90,596

ABOITIZ EQUITY VENTURES, INC. AND SUBSIDIARIES
SCHEDULE C - AMOUNTS RECEIVABLE FROM RELATED PARTIES
WHICH ARE ELIMINATED DURING THE CONSOLIDATION
OF FINANCIAL STATEMENTS

AS DECEMBER 31, 2022
(Amounts in Thousands)

Name and Designation of Debtor	Beginning Balance	Additions	Deductions		Current	Non-Current	Ending Balance
			Amounts Collected	Amounts Written Off			
TRADE							
Aboitiz Equity Ventures, Inc. (Parent)	P 2,897	P 370	P -	P -	P 3,267	P -	P 3,267
Pilmico Animal Nutrition Corporation	194,806	100,733	-	-	295,539	-	295,539
Pilmico Foods Corporation	1,294,196	4,246,994	-	-	5,541,190	-	5,541,190
Pilmico International Pte. Ltd.	-	430	-	-	430	-	430
Abaqa International Pte Ltd. (formerly Compez Pte. Ltd.)	8,147	-	(8,147)	-	-	-	-
Lima Water Coporation	-	1	-	-	1	-	1
Aboitizland, Inc.	10,949	-	(10,949)	-	-	-	-
Lima Land, Inc.	8,982	-	(8,952)	-	30	-	30
Aboitiz Power Corporation	-	3,769	-	-	3,769	-	3,769
Aboitiz Energy Solutions, Inc.	12,452	-	(12,452)	-	-	-	-
Advent Energy, Inc.	2,171	-	(2,171)	-	-	-	-
Lima Enerzone Corporation	4,686	-	(4,686)	-	-	-	-
Therma Luzon, Inc.	-	3	-	-	3	-	3
Therma South, Inc.	-	277	-	-	277	-	277
NON-TRADE							
Aboitiz Equity Ventures, Inc. (Parent)	-	25,886	-	-	25,886	-	25,886
Aboitizland, Inc.	-	36	-	-	36	-	36
Aboitiz Energy Solutions, Inc.	-	12,452	-	-	12,452	-	12,452
Advent Energy, Inc.	-	2,171	-	-	2,171	-	2,171
Cebu Praedia Development Corporation	-	209	-	-	209	-	209
Gold Coin Management Holdings Pte. Ltd.	-	317	-	-	317	-	317
Lima Land, Inc.	-	27,342	-	-	27,342	-	27,342
Lima Water Coporation	-	370	-	-	370	-	370
Pilmico Animal Nutrition Corporation	-	97,985	-	-	97,985	-	97,985
Pilmico Foods Corporation	-	889	-	-	889	-	889
Aboitiz Equity Ventures, Inc. (Parent) - Advances	25,648	-	(25,648)	-	-	-	-
Aboitiz Power International Pte. Ltd. - Loan Receivable	41,309	-	(41,309)	-	-	-	-
AEV Aviation, Inc. - Cash Dividend	-	1,930	-	-	1,930	-	1,930
Pilmico Foods Corporation - Cash Dividend	700,000	-	(700,000)	-	-	-	-
Pilmico Foods Corporation - Advances	279,364	-	(279,364)	-	-	-	-
Adventenergy, Inc. - Advances	301,547	-	(1,547)	-	-	300,000	300,000
Total	P 2,887,154	P 4,522,164	P (1,095,225)	P -	P 6,014,093	P 300,000	P 6,314,093

ABOITZ EQUITY VENTURES, INC. AND SUBSIDIARIES
SCHEDULE D - INTANGIBLE ASSETS AND OTHER ASSETS

AS OF DECEMBER 31, 2022
 (Amount in Thousands)

Description	Beginning Balance	Additions At Cost	DEDUCTIONS		Other Changes Additions (Deductions)	Discontinued Operation	Ending Balance
			Charged to Costs and Expenses	Charged to Other Accounts			
A. Intangibles							
Goodwill	P 57,575,420	P -	P -	P (431,622)	P 2,846,631	P -	P 59,990,429
Service concession right	13,124,883	1,307,844	(395,912)	-	109,339	-	14,146,154
Franchise	2,417,850	-	(76,960)	-	-	-	2,340,890
Project development costs	806,016	1,133,198	-	(314,490)	(92,280)	-	1,532,444
Customer contracts	6,943	-	(3,968)	-	-	-	2,975
Software and licenses	407,299	105,174	(145,181)	(25)	(4,907)	-	362,360
B. Other Noncurrent Assets							
Exchangeable notes	-	15,526,400	-	-	-	-	15,526,400
Input VAT and tax credit receivable	3,478,446	372,528	-	-	-	-	3,850,974
Financial assets at FVTPL	1,009,537	-	-	-	(110,351)	-	899,186
Financial assets at FVOCI	3,333,403	1,293,321	-	-	-	-	4,626,724
Debt investments at amortized cost	31,690	11,171	-	-	-	-	42,861
Prepaid rent and other deposits	488,645	475,318	-	-	-	-	963,963
Prepaid taxes	3,356,509	286,737	-	-	-	-	3,643,246
Advances to contractors and projects	1,218,141	882,253	-	-	-	-	2,100,394
Advances to NGCP - net of current portion	1,044,846	-	-	(483,952)	-	-	560,894
Bearer and breeder	166,271	-	(7,479)	-	-	-	158,792
Others	1,018,184	329,006	-	-	-	-	1,347,190
Total	P89,484,083	P21,722,950	(P629,500)	(P1,230,089)	P2,748,432	P0	P112,095,876

- 4 -

ABOITIZ EQUITY VENTURES, INC. AND SUBSIDIARIES

SCHEDULE E - LONG-TERM DEBT

AS OF DECEMBER 31, 2022
(Amounts in Thousands)

Name of Issuer and Type of Obligation	Amount Authorized by Indentures	Amount Shown as Current	Amount Shown as Long-Term	Remarks
Parent Company:				
BPI Capital Corporation	5,056,354	-	5,056,354	
BDO Capital & Investment Corporation	4,971,225	-	4,971,225	
Metropolitan Bank and Trust Company	9,896,265	89,852	9,806,413	
BDO Unibank, Inc.	37,177,574	6,824,684	30,352,890	
Subsidiaries:				
Aboitiz Power Corporation	53,693,115	45,182	53,647,933	
AP Renewables, Inc.	11,074,838	835,311	10,239,527	
ARI Parent	12,000,000	-	12,000,000	
Hedcor, Inc.	1,362,641	129,082	1,233,559	
Hedcor Bukidnon, Inc.	8,064,663	607,827	7,456,836	
Hedcor Sibulan, Inc.	2,990,563	449,843	2,540,720	
Hedcor Sabangan	1,095,975	106,809	989,166	
PV Sinag	3,573,168	-	3,573,168	
Hedcor Tudaya, Inc.	688,707	57,732	630,975	
Aboitiz Energy Solutions, Inc.	588,000	6,000	582,000	
Cotabato Light and Power Co., Inc.	28,650	28,650	-	
Davao Light & Power Co., Inc.	143,250	143,250	-	
Pagbilao Energy Corporation (Joint Operation)	9,826,887	-	9,826,887	
Therma South, Inc.	17,918,062	1,206,977	16,711,085	
Therma Luzon, Inc.	14,889,548	-	14,889,548	
Therma Visayas, Inc.	24,298,035	2,009,279	22,288,756	
Therma Power, Inc.	1,490,566	1,227,047	263,519	
Therma Marine, Inc.	2,585,170	4,778	2,580,392	
GNPower Mariveles Energy Center Ltd. Co.	32,649,199	3,230,564	29,418,635	
Visayan Electric Company	190,881	190,881	-	
Pilmico Foods Corporation	2,844,735	12,837	2,831,898	
Pilmico Animal Nutrition Corp.	3,417,907	68,008	3,349,899	
AEV International and Subsidiaries	24,593,409	123,490	24,469,919	
AboitizLand, Inc. and Subsidiaries	2,205,816	135,379	2,070,437	
Aboitiz Infra Capital	14,223,815	393,201	13,830,614	
Total	P303,539,018	P17,926,663	P285,612,355	

ABOITIZ EQUITY VENTURES, INC. AND SUBSIDIARIES

SCHEDULE H - CAPITAL STOCK

AS OF DECEMBER 31, 2022
(Amounts in Thousands)

Title of Issue	Number of Shares Authorized	Number of Shares Issued and Outstanding	Number of Shares Reserved for Options, Warrants, Conversions, and Other Rights	Number of Shares Held By		
				Affiliates	Directors, Officers and Employees	Others
COMMON SHARES	9,600,000	5,630,225	-	2,737,173	234,468	2,658,584
PREFERRED SHARES	400,000	-	-	-	-	-

ABOITIZ EQUITY VENTURES, INC. AND SUBSIDIARIES
SCHEDULE I - TRADE AND OTHER RECEIVABLES FROM RELATED PARTIES
WHICH ARE ELIMINATED DURING THE CONSOLIDATION
OF FINANCIAL STATEMENTS

AS DECEMBER 31, 2022
(Amounts in Thousands)

Related Party	Balances			Volume					Terms
	Trade	Non-trade	Total	Sales	Rental	Interest	Advances	Others	
TRADE									
Aboitiz Equity Ventures, Inc. (Parent)	P 3,267	P -	P 3,267	P 27,943	P 16,528	P -	P -	P -	30 days
Pilmico Animal Nutrition Corporation	295,539	-	295,539	156,715	5	-	-	-	30 days
Pilmico Foods Corporation	5,541,190	-	5,541,190	143,251	4,767	-	-	-	30 days
Fil-Agri Holdings, Inc.	-	-	-	27	-	-	-	-	30 days
Pilmico International Pte. Ltd.	430	-	430	-	-	-	-	-	30 days
Abaqa International Pte Ltd. (formerly Comfez Pte. Ltd.)	-	-	-	16,354,861	-	-	-	-	30 days
Gold Coin Feedmill Ha Nam Co. Ltd.	-	-	-	102,888	-	-	-	-	30 days
Gold Coin (Zhuhai) Company Ltd.	-	-	-	43,754	-	-	-	-	30 days
Gold Coin Sabah Sdn. Bhd.	-	-	-	46,948	-	-	-	-	30 days
KLEAN Greentech Co. Ltd.	-	-	-	36,701	-	-	-	-	30 days
Pilmico Vietnam Company Limited	-	-	-	726,952	-	-	-	-	30 days
Cebu Praedia Development Corporation	-	-	-	4,319	-	-	-	-	30 days
AEV Aviation, Inc.	-	-	-	4,821	-	-	-	-	30 days
Aboitiz Infracapital, Inc.	-	-	-	38,665	164	-	-	-	30 days
Apo Agua Infraestructura Inc.	-	-	-	14,708	-	-	-	-	30 days
Lima Water Coporation	1	-	1	34,046	-	-	-	-	30 days
Lima Land, Inc.	30	-	30	52,414	350	-	-	-	30 days
Aboitizland, Inc.	-	-	-	51,615	6,456	-	-	-	30 days
Misamis Oriental Land Dev. Corp.	-	-	-	4	-	-	-	-	30 days
Cebu Industrial Park Developers, Inc.	-	-	-	14,920	364	-	-	-	30 days
Aboitiz Power Corporation	3,769	-	3,769	226,663	1,754	-	-	-	30 days
Aboitiz Energy Solutions, Inc.	-	-	-	1,327	-	-	-	-	30 days
Aboitiz Power Distributed Energy, Inc.	-	-	-	305	-	-	-	-	30 days
Aboitiz Renewables, Inc.	-	-	-	8,464	90	-	-	-	30 days
Abovant Holdings, Inc.	-	-	-	207	-	-	-	-	30 days
Advent Energy, Inc.	-	-	-	1,089	365	-	-	-	30 days
AP Renewables, Inc.	-	-	-	20,511	-	-	-	-	30 days
Balamban Enerzone Corp.	-	-	-	1,215	309	-	-	-	30 days
Cebu Private Power Corporation	-	-	-	4,213	-	-	-	-	30 days
Cotabato Light and Power Company	-	-	-	5,193	1,546	-	-	-	30 days
Davao Light and Power Co., Inc.	-	-	-	21,478	6,185	-	-	-	30 days
East Asia Utilities Corp.	-	-	-	1,778	-	-	-	-	30 days
Hedcor Benguet, Inc.	-	-	-	5,531	-	-	-	-	30 days
Hedcor Sabangan, Inc.	-	-	-	3,416	-	-	-	-	30 days
Hedcor Sibulan, Inc.	-	-	-	7,206	-	-	-	-	30 days
Hedcor Tudaya, Inc.	-	-	-	3,104	-	-	-	-	30 days
Hedcor, Inc.	-	-	-	21,403	-	-	-	-	30 days
Lima Enerzone Corporation	-	-	-	96,858	309	-	-	-	30 days
Luzon Hydro Corporation	-	-	-	4,813	-	-	-	-	30 days
Maclan Enerzone Corporation	-	-	-	1,385	309	-	-	-	30 days
Malvar Enerzone Corporation	-	-	-	493	-	-	-	-	30 days
Prism Energy, Inc.	-	-	-	708	-	-	-	-	30 days
PV Sinag Power Inc.	-	-	-	11	118	-	-	-	30 days
San Carlos Sun Power, Inc.	-	-	-	1,776	-	-	-	-	30 days
Subic Enerzone Corporation	-	-	-	3,056	667	-	-	-	30 days
Therma Luzon, Inc.	3	-	3	21,988	52	-	-	-	30 days
Therma Marine, Inc.	-	-	-	19,677	15	-	-	-	30 days
Therma Mobile, Inc.	-	-	-	4,806	-	-	-	-	30 days
Therma Power Visayas, Inc.	-	-	-	3,178	16	-	-	-	30 days
Therma Visayas, Inc.	-	-	-	15,928	-	-	-	-	30 days
Therma Power, Inc.	-	-	-	3,307	-	-	-	-	30 days
Therma South, Inc.	277	-	277	6,583,553	-	-	-	-	30 days
Visayan Electric Co., Inc.	-	-	-	376,031	15,972	-	-	-	30 days
NON-TRADE									
Aboitiz Equity Ventures, Inc. (Parent)	-	25,887	25,887	-	-	-	-	5,139	30 days
Aboitiz Energy Solutions, Inc.	-	12,452	12,452	-	-	-	-	-	30 days
Advent Energy, Inc.	-	2,171	2,171	-	-	-	-	-	30 days
Aboitizland, Inc.	-	36	36	-	-	-	-	-	30 days
Cebu Industrial Park Developers, Inc.	-	-	-	-	-	-	-	14,953	30 days
Aboitiz Infracapital, Inc.	-	-	-	-	-	-	-	4,999	30 days
Lima Land, Inc.	-	27,341	27,341	-	-	-	-	8,540	30 days
Lima Water Coporation	-	370	370	-	-	-	-	-	30 days
AEV Aviation, Inc.	-	-	-	-	-	-	-	4,155	30 days
Cebu Praedia Development Corporation	-	208	208	-	-	-	-	12,060	30 days
Pilmico Animal Nutrition Corporation	-	97,985	97,985	-	-	-	-	-	30 days
Pilmico Foods Corporation	-	889	889	-	-	-	-	-	30 days
Filagri Holdings, Inc.	-	-	-	-	-	-	-	-	30 days
Gold Coin Management Holdings Pte. Ltd.	-	317	317	-	-	-	-	19,474	30 days
AEV International Pte. Ltd. - Loan Payable to Pilmico Int'l. Pte. Ltd.	-	-	-	-	-	1,371	-	-	short term
AEV Aviation, Inc. - Cash Dividend	-	1,930	1,930	-	-	-	-	-	short term
Aboitiz Equity Ventures, Inc. (Parent) - Advances to PFC	-	-	-	-	-	13,106	-	-	short term
Aboitiz Equity Ventures, Inc. (Parent) - Advances to Advent Energy, Inc.	-	300,000	300,000	-	-	10,061	300,000	-	long term
Total	P 5,844,506	P 469,587	P 6,314,093	P 25,326,221	P 56,341	P 24,538	P 300,000	P 69,321	

ABOITIZ EQUITY VENTURES, INC. AND SUBSIDIARIES
SCHEDULE J- TRADE AND OTHER PAYABLES TO RELATED PARTIES
WHICH ARE ELIMINATED DURING THE CONSOLIDATION
OF FINANCIAL STATEMENTS

AS DECEMBER 31, 2022
(Amounts in Thousands)

Related Party	Balances			Volume					Terms
	Trade	Non-trade	Total	Purchases	Rental	Interest	Advances	Others	
TRADE									
Abotiz Equity Ventures, Inc. (Parent)	P 430	P -	P 430	P 875,063	P 850	P -	P -	P -	30 days
Pilmico Animal Nutrition Corporation	88	-	88	2,441,183	-	-	-	-	30 days
Pilmico Foods Corporation	-	-	-	14,871,324	-	-	-	-	30 days
Abaqa International Pte Ltd. (formerly Comfez Pte. Ltd.)	5,675,296	-	5,675,296	6,551,841	-	-	-	-	30 days
Gold Coin (Zhuhai) Company Ltd.	11,987	-	11,987	-	-	-	-	-	30 days
Pilmico Vietnam Company Limited	149,703	-	149,703	-	-	-	-	-	30 days
AEV Aviation, Inc.	3,233	-	3,233	113,552	-	-	-	-	30 days
Cebu Praedia Development Corporation	-	-	-	-	55,126	-	-	-	30 days
Advanced Data Innovation, Inc.	3,769	-	3,769	78,950	-	-	-	-	30 days
Lima Water Corporation	-	-	-	1,211	-	-	-	-	30 days
Lima Land, Inc.	-	-	-	103,238	-	-	-	-	30 days
Abotizland, Inc.	-	-	-	134	365	-	-	-	30 days
Cebu Industrial Park Developers, Inc.	-	-	-	75	-	-	-	-	30 days
Abotiz Power Corporation	-	-	-	14,708	-	-	-	-	30 days
Abotiz Energy Solutions, Inc.	-	-	-	124,745	-	-	-	-	30 days
Abotiz Power Distributed Energy, Inc.	-	-	-	9,061	-	-	-	-	30 days
Abotiz Power Distributed Renewables, Inc.	-	-	-	1,296	-	-	-	-	30 days
Balamban Enerzone Corp.	-	-	-	2,533	-	-	-	-	30 days
Lima Enerzone Corporation	-	-	-	36,408	-	-	-	-	30 days
Mactan Enerzone Corporation	-	-	-	16,431	-	-	-	-	30 days
Therma South, Inc.	-	-	-	47,610	-	-	-	-	30 days
Visayan Electric Co., Inc.	-	-	-	4,813	-	-	-	-	30 days
NON-TRADE									
Abotiz Power Corporation	-	3,541	3,541	-	-	-	-	5,139	30 days
Abotiz Energy Solutions, Inc.	-	105,383	105,383	-	-	-	-	-	30 days
Abotiz Power Distributed Energy, Inc.	-	2,902	2,902	-	-	-	-	-	30 days
Abotiz Power Distributed Renewable Inc.	-	554	554	-	-	-	-	-	30 days
Advent Energy, Inc.	-	16,515	16,515	32,046	-	-	-	-	30 days
Balamban Enerzone Corporation	-	3	3	-	-	-	-	-	30 days
Cotabato Light & Power Company	-	13	13	-	-	-	-	13	30 days
Davao Light and Power Co.	-	54	54	-	-	-	-	2,576	30 days
East Asia Utilities Corporation	-	1,212	1,212	-	-	-	-	-	30 days
Hedcor, Inc.	-	257	257	-	-	-	-	-	30 days
Lima Enerzone Corporation	-	373	373	-	-	-	-	-	30 days
Mactan Enerzone Corporation	-	3	3	-	-	-	-	-	30 days
PV Sinag Power Inc.	-	120	120	-	-	-	-	-	30 days
San Carlos Sun Power, Inc.	-	20,533	20,533	-	-	-	-	-	30 days
Subic Enerzone Corporation	-	54	54	-	-	-	-	92	30 days
Therma Luzon Inc.	-	47	47	-	-	-	-	-	30 days
Therma Marine, Inc.	-	5	5	-	-	-	-	-	30 days
Therma Mobile, Inc.	-	126	126	-	-	-	-	-	30 days
Therma South, Inc.	-	889	889	-	-	-	-	-	30 days
Visayan Electric Company	-	79	79	-	-	-	-	14,378	30 days
Abotizland, Inc.	-	-	-	-	-	-	-	8,540	30 days
Abotiz InfraCapital, Inc.	-	-	-	-	-	-	-	14,953	30 days
Pilmico Animal Nutrition Corporation	-	14,623	14,623	-	-	-	-	-	30 days
Pilmico Foods Corporation	-	-	-	-	-	-	-	4,156	30 days
Filagri Holdings, Inc.	-	317	317	-	-	-	-	19,474	30 days
Gold Coin Sabah Sdn. Bhd.	-	54	54	-	-	-	-	-	30 days
Abotiz Power International Pte. Ltd. - Loan Receivable	-	-	-	-	-	1,371	-	-	short term
AEV Aviation, Inc. - Cash Dividend	-	1,930	1,930	-	-	-	-	-	short term
Pilmico Foods Corporation - Advances	-	-	-	-	-	13,106	-	-	short term
Adventenergy, Inc. - Advances	-	300,000	300,000	-	-	10,061	300,000	-	long term
Total	P 5,844,506	P 469,587	P 6,314,093	P25,326,221	P 56,341	P 24,538	P 300,000	P 69,321	

- 8 -

Aboitiz Equity Ventures, Inc.
32nd Street, Bonifacio Global City
Taguig City, Metro Manila

Statement of Reconciliation of Retained Earnings Available for Dividend Declaration
For the year ended December 31, 2022
(Amounts in Philippine Currency and in Thousands)

Unappropriated Retained Earnings, beginning	94,775,608
Adjustments:	
Less: Unrealized income, net of tax	
Unrealized foreign exchange gains - net (except those attributable to Cash and Cash Equivalents)	-
Effects of adoption of new accounting standard	-
Adjustments directly made to retained earnings:	
Treasury Shares	647,672
<u>Unappropriated Retained Earnings, as adjusted to available for dividend distribution, beginning</u>	<u>94,127,936</u>
Net Income based on the face of audited financial statements	15,375,686
Less: Unrealized income, net of tax	
Fair value adjustment of Investment Property resulting to gain	848,348
<u>Net Income Realized</u>	<u>14,527,338</u>
Less: Adjustments directly made to retained earnings:	
Cash dividends paid	9,120,965
Appropriation of Retained Earnings during the period	70,600,000
Treasury Shares purchased	-
<u>Retained Earnings available for Dividend, as of year-end</u>	<u>28,934,309</u>

- 9 -

ABOITIZ EQUITY VENTURES, INC. AND SUBSIDIARIES

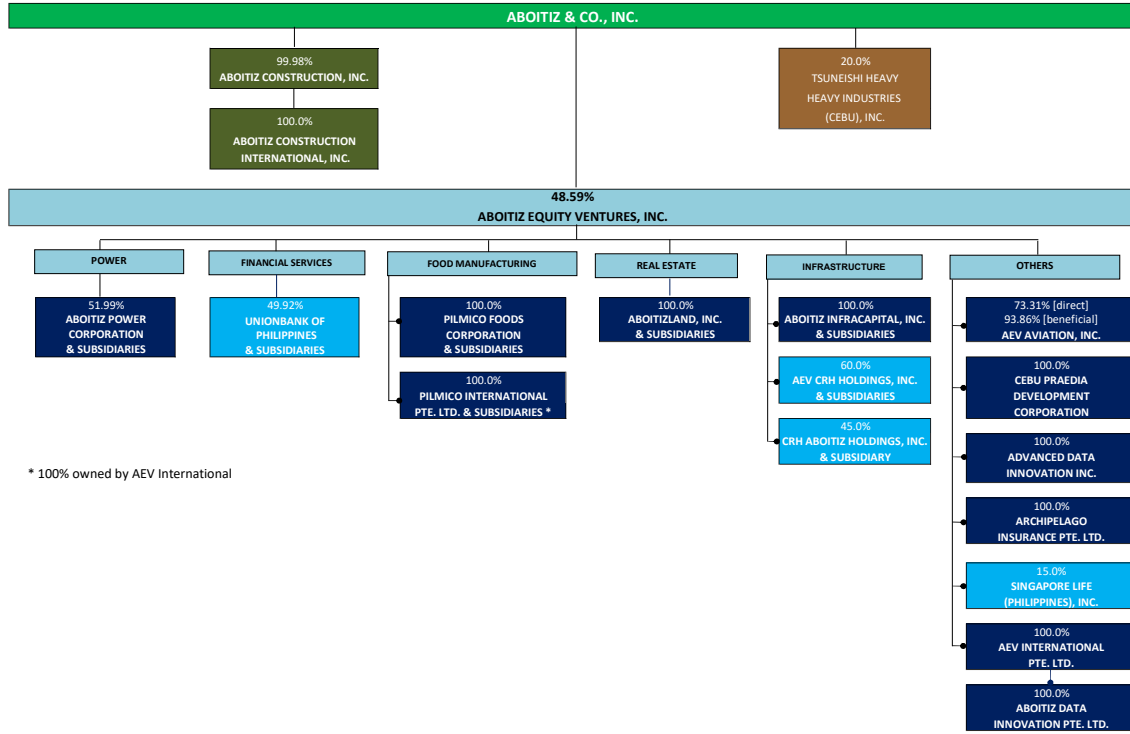
SCHEDULE OF RELEVANT FINANCIAL RATIOS

	FORMULA	DEC 2021	DEC 2022
LIQUIDITY RATIOS			
Current ratio	$\frac{\text{Current assets}}{\text{Current liabilities}}$	2.3	1.9
Acid test ratio	$\frac{\text{Cash + Marketable Securities} + \text{Accounts Receivable} + \text{Other Liquid Assets}}{\text{Current liabilities}}$	1.9	1.4
SOLVENCY RATIOS			
Debt to equity ratio	$\frac{\text{Total liabilities}}{\text{Total equity}}$	1.2	1.3
Asset to equity ratio	$\frac{\text{Total assets}}{\text{Total equity}}$	2.2	2.3
Net debt to equity ratio	$\frac{\text{Debt - cash \& cash equivalents}}{\text{Total equity}}$	0.6	0.7
Gearing ratio	$\frac{\text{Debt - cash \& cash equivalents}}{\text{Total equity} + (\text{Debt - cash \& cash equivalents})}$	35.8%	41.3%
Interest coverage ratio	$\frac{\text{EBIT}}{\text{Net interest expense}}$	3.3	3.6
PROFITABILITY RATIOS			
Operating Margin	$\frac{\text{Operating Profit}}{\text{Total revenues}}$	14.8%	11.4%
Return on Equity	$\frac{\text{Net income after tax}}{\text{Total equity (adjusted for cash dividend)}}$	15.2%	10.4%

ABOITIZ EQUITY VENTURES, INC. AND SUBSIDIARIES
CONGLOMERATE MAPPING
 As of December 31, 2022

Legend:

- Parent Company
- Reporting Company
- Co-Subsidiary
- Subsidiary
- Associate or Joint Venture
- Other Related Parties



* 100% owned by AEV International

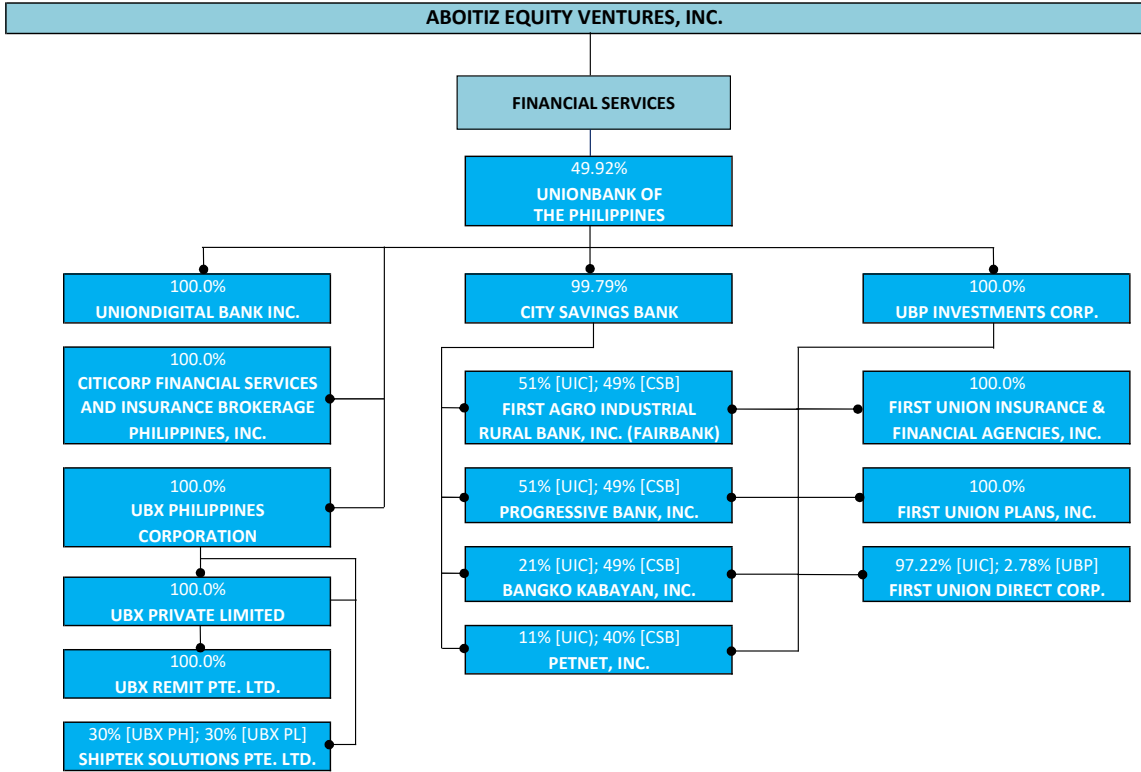
ABOITIZ EQUITY VENTURES, INC. - FINANCIAL SERVICES

CONGLOMERATE MAPPING

As of December 31, 2022

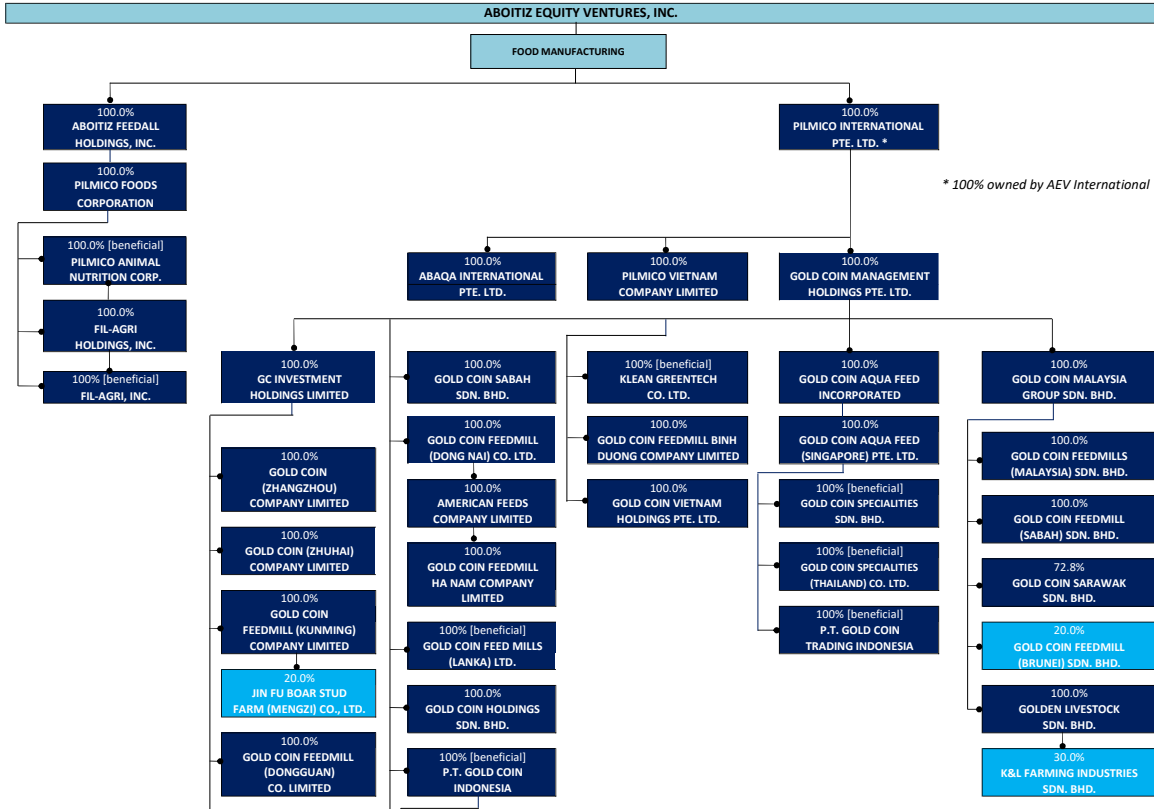
Legend:

- Reporting Company
- Subsidiary
- Associate or Joint Venture



ABOITIZ EQUITY VENTURES, INC. - FOOD MANUFACTURING
CONGLOMERATE MAPPING
 As of December 31, 2022

Legend:
 Reporting Company
 Subsidiary
 Associate or Joint Venture



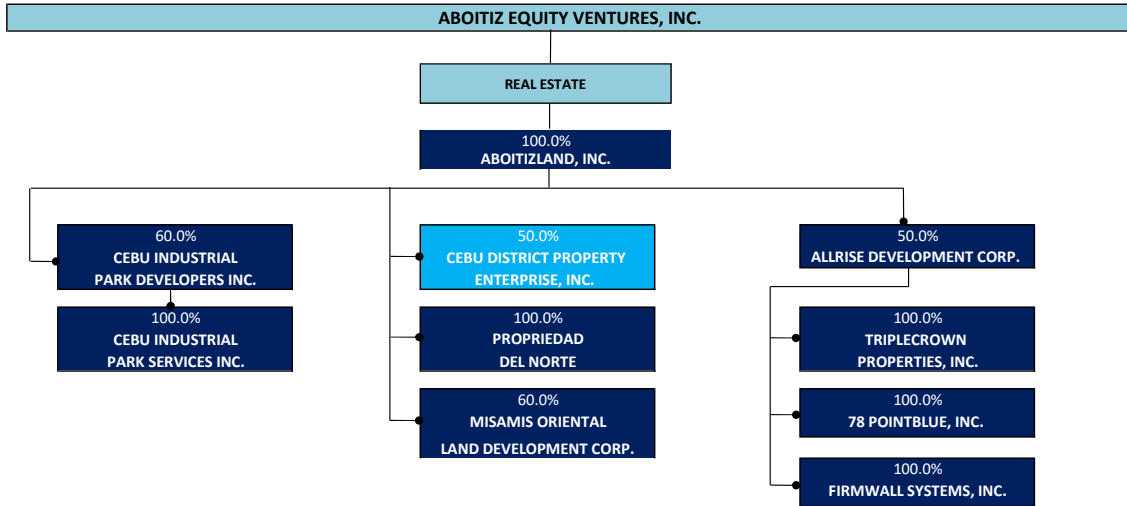
ABOITIZ EQUITY VENTURES, INC. - REAL ESTATE

CONGLOMERATE MAPPING

As of December 31, 2022

Legend:

- Reporting Company
- Subsidiary
- Associate or Joint Venture



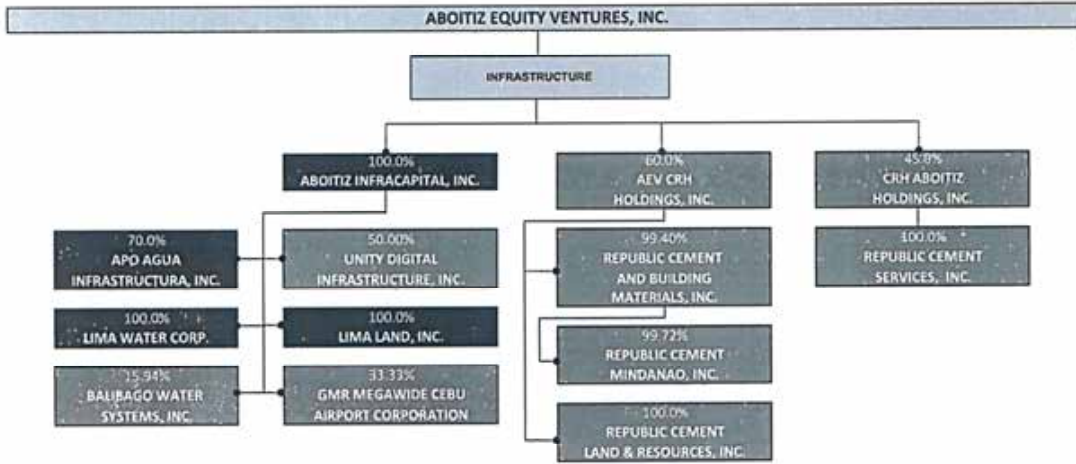
ABOITIZ EQUITY VENTURES, INC. - INFRASTRUCTURE

CONGLOMERATE MAPPING

As of December 31, 2022

Legend:

- Reporting Company
- Subsidiary
- Associate or Joint Venture



BUREAU OF INTERNAL REVENUE
LARGE TAXPAYERS DIVISION-CEBU
RECEIVED
APR 05 2022



SECURITIES AND EXCHANGE COMMISSION

Secretariat Building, PICC Complex, Roxas Boulevard, Pasay City, 1307 Metro Manila Philippines

Tel: (632) 818-0921 Fax: (632) 818-5293 Email: mis@sec.gov.ph



The following document has been received:

Receiving: Edmundo Guia

Receipt Date and Time: April 07, 2022 02:46:25 PM

Company Information

SEC Registration No.: CEO0002536

Company Name: ABOITIZ EQUITY VENTURES INC.

Industry Classification: K74140

Company Type: Stock Corporation

Document Information

Document ID: OST1040720228289083

Document Type: Financial Statement

Document Code: FS

Period Covered: December 31, 2021

Submission Type: Consolidated

Remarks: None

COVER SHEET

for
AUDITED FINANCIAL STATEMENTS

SEC Registration Number

C	E	0	2	5	3	6				
---	---	---	---	---	---	---	--	--	--	--

COMPANY NAME

A	B	O	I	T	I	Z		E	Q	U	I	T	Y		V	E	N	T	U	R	E	S	,		I	N	C	.	
A	N	D		S	U	B	S	I	D	I	A	R	I	E	S														

PRINCIPAL OFFICE (No. / Street / Barangay / City / Town / Province)

3	2	n	d		S	t	r	e	e	t	,		B	o	n	i	f	a	c	i	o		G	l	o	b	a	l	
C	i	t	y	,		T	a	g	u	i	g		C	i	t	y	,		M	e	t	r	o		M	a	n	i	l
a	,				P	h	i	l	i	p	p	i	n	e	s														

Form Type
A C F S

Department requiring the report
C R M D

Secondary License Type, If Applicable
N / A

COMPANY INFORMATION

Company's Email Address www.aboitiz.com.ph	Company's Telephone Number (2) 8886-2800	Mobile Number None
No. of Stockholders 8347	Annual Meeting (Month / Day) April 25	Fiscal Year (Month / Day) December 31

CONTACT PERSON INFORMATION

The designated contact person MUST be an Officer of the Corporation

Name of Contact Person Timothy Joseph P. Abay	Email Address timothy.abay@aboitiz.com	Telephone Number/s (02) 8886-2496	Mobile Number Not available
---	--	---	---------------------------------------

CONTACT PERSON'S ADDRESS

c/o Aboitiz Equity Ventures, Inc., 32nd Street, Bonifacio Global City, Taguig City, Metro Manila, Philippines

NOTE 1 : In case of death, resignation or cessation of office of the officer designated as contact person, such incident shall be reported to the Commission within thirty (30) calendar days from the occurrence thereof with information and complete contact details of the new contact person designated.

2 : All Boxes must be properly and completely filled-up. Failure to do so shall cause the delay in updating the corporation's records with the Commission and/or non-receipt of Notice of Deficiencies. Further, non-receipt of Notice of Deficiencies shall not excuse the corporation from liability for its deficiencies.



SECURITIES & EXCHANGE COMMISSION
SEC Building, EDSA Greenhills
Mandaluyong, Metro Manila

**STATEMENT OF MANAGEMENT'S RESPONSIBILITY
FOR FINANCIAL STATEMENTS**


The management of **Aboitiz Equity Ventures, Inc.** is responsible for the preparation and fair presentation of the consolidated financial statements including the schedules attached therein, for the years ended **December 31, 2021** and **2020**, in accordance with the prescribed financial reporting framework indicated therein, and for such internal control as management determines is necessary to enable the preparation of financial statements that are free from material misstatement, whether due to fraud or error.

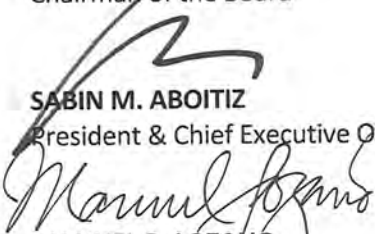
In preparing the consolidated financial statements, management is responsible for assessing the Company's ability to continue as a going concern, disclosing, as applicable matters related to going concern and using the going concern basis of accounting unless management either intends to liquidate the Company or to cease operations, or has no realistic alternative but to do so.

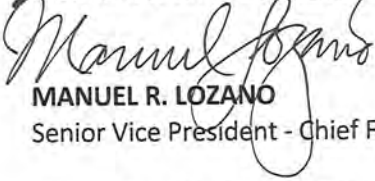
The Board of Directors is responsible for overseeing the Company's financial reporting process.

The Board of Directors reviews and approves the consolidated financial statements including the schedules attached therein, and submits the same to the stockholders or members.

Sycip Gorres Velayo & Co., the independent auditor appointed by the stockholders, has audited the consolidated financial statements of the company in accordance with Philippine Standards on Auditing, and in its report to the stockholders or members, has expressed its opinion on the fairness of presentation upon completion of such audit.


ENRIQUE M. ABOITIZ JR.
Chairman of the Board


SABIN M. ABOITIZ
President & Chief Executive Officer


MANUEL R. LOZANO
Senior Vice President - Chief Financial Officer

Signed this **4th day of March, 2022.**



Republic of the Philippines)
Taguig City) S.S.

Before me, a notary public in and for the city named above, personally appeared:

Name	Passport/CTC	Date/Place Issued
Enrique M. Aboitiz Jr.	P6213075A	
Sabin M. Aboitiz	P2003168A	
Manuel R. Lozano	P7066571A	

who are personally known to me and to me known to be the same persons who presented the foregoing instrument and signed the instrument in my presence, and who took an oath before me as to such instrument.

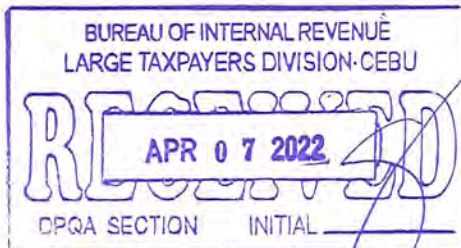
23 MAR 2022

Witness my hand and seal this _____ day of _____ 2022.

Doc. No. 95 ;
Page No. 102 ;
Book No. XVII ;
Series of 2022.



Atty. Strella Marie G. Sacdalan
Notary Public for Taguig City
Notarial Commission No. 99
Until June 30, 2022
NAC Tower, 32nd St. Bonifacio Global City, Taguig City
PTR No. A-5401938, January 11, 2022, Taguig City
IBP OR No. 183968, February 2, 2022
Roll No. 63289
MCLE Compliance No. VII-0012445



INDEPENDENT AUDITOR'S REPORT

The Board of Directors and Stockholders
Aboitiz Equity Ventures, Inc.
32nd Street, Bonifacio Global City,
Taguig City, Metro Manila
Philippines

Opinion

We have audited the consolidated financial statements of Aboitiz Equity Ventures, Inc. and its subsidiaries (the Group), which comprise the consolidated balance sheets as at December 31, 2021 and 2020, and the consolidated statements of income, consolidated statements of comprehensive income, consolidated statements of changes in equity and consolidated statements of cash flows for each of the three years in the period ended December 31, 2021, and notes to the consolidated financial statements, including a summary of significant accounting policies.


In our opinion, the accompanying consolidated financial statements present fairly, in all material respects, the consolidated financial position of the Group as at December 31, 2021 and 2020, and its consolidated financial performance and its consolidated cash flows for each of the three years in the period ended December 31, 2021 in accordance with Philippine Financial Reporting Standards (PFRSs).

Basis for Opinion

We conducted our audits in accordance with Philippine Standards on Auditing (PSAs). Our responsibilities under those standards are further described in the *Auditor's Responsibilities for the Audit of the Consolidated Financial Statements* section of our report. We are independent of the Group in accordance with the Code of Ethics for Professional Accountants in the Philippines (Code of Ethics) together with the ethical requirements that are relevant to our audit of the consolidated financial statements in the Philippines, and we have fulfilled our other ethical responsibilities in accordance with these requirements and the Code of Ethics. We believe that the audit evidence we have obtained is sufficient and appropriate to provide a basis for our opinion.

Key Audit Matters

Key audit matters are those matters that, in our professional judgment, were of most significance in our audit of the consolidated financial statements of the current period. These matters were addressed in the context of our audit of the consolidated financial statements as a whole, and in forming our opinion thereon, and we do not provide a separate opinion on these matters. For each matter below, our description of how our audit addressed the matter is provided in that context.



We have fulfilled the responsibilities described in the *Auditor's Responsibilities for the Audit of the Consolidated Financial Statements* section of our report, including in relation to these matters. Accordingly, our audit included the performance of procedures designed to respond to our assessment of the risks of material misstatement of the consolidated financial statements. The results of our audit procedures, including the procedures performed to address the matters below, provide the basis for our audit opinion on the accompanying consolidated financial statements.

Impairment Testing of Goodwill

Under PFRSs, the Group is required to annually test the amount of goodwill for impairment. As of December 31, 2021, the goodwill attributable to several cash-generating units (CGUs) amounted to ₱57.6 billion or 8% of total assets, which is considered significant to the consolidated financial statements. In addition, management's assessment process requires significant judgment and is based on assumptions which are subject to uncertainty on the estimation process due to the current economic conditions which have been impacted by the coronavirus pandemic, specifically discount and growth rates, revenue assumptions, and material price inflation.

The Group's disclosures about goodwill are included in Note 14 to the consolidated financial statements.


Audit Response

We involved our internal specialist in assessing the methodologies and assumptions used. These assumptions include discount and growth rates, revenue assumptions, and material price inflation. We compared the key assumptions used, such as growth rate and revenue assumptions against the historical performance of the CGUs, industry outlook and other relevant external data, taking into consideration the impact associated with the coronavirus pandemic. We tested the parameters used in the determination of the discount rates against market data. We also reviewed the Group's disclosures about those assumptions to which the outcome of the impairment test is most sensitive; specifically those that have the most significant effect on the determination of the recoverable amount of goodwill.

Revenue Recognition of Distribution Utilities

The distribution utilities' revenue from the sale of electricity amounting to ₱44.4 billion accounts for 20% of the Group's consolidated revenues and is material to the Group. This matter is significant to the audit because the revenue recognized depends on the electric consumption captured, the rates applied across different customers, and the systems involved in the billing process. Electric consumption captured is based on the meter readings taken on various dates for the different types of customers (i.e., industrial, commercial, and residential customers) within the franchise areas of operations of the distribution utilities.

The Group's disclosures related to this matter are provided in Notes 2 and 26 to the consolidated financial statements.



Audit Response

We obtained an understanding and evaluated the design and tested the controls over the billing and revenue process which includes the capture and accumulation of meter data in the billing system and calculation of billed amounts, and uploading of billed amounts from the billing system to the financial reporting system. We performed a test calculation of the rates using the Energy Regulatory Commission-approved rates and formulae, then compared them with the rates used in billing statements.

Recoverability of Certain Segments of Property, Plant and Equipment

Based on the assessment of the Group as of December 31, 2021, certain segments of its property, plant and equipment totaling ₱8.4 billion, may be impaired due to the existence of impairment indicators. As such, the Group assessed the recoverable amount of these segments of property and equipment and this requires significant judgment and involves estimation and assumptions about future electricity generation levels and costs as well as external inputs such as fuel prices, electricity prices and discount rates. In addition, because of the coronavirus pandemic, there is heightened level of uncertainty on the future economic outlook and market forecast. Hence, we consider such assessment as a key audit matter in our audit.

The disclosures about the recoverability of certain segments of property, plant and equipment are included in Note 13 to the consolidated financial statements.

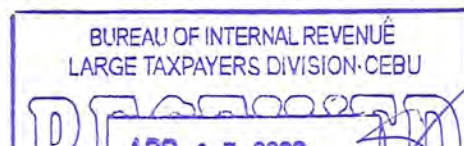
Audit Response

We involved our internal specialist in assessing the methodologies and assumptions used. These assumptions include future electricity generation levels and costs, as well as external inputs such as fuel prices, electricity prices and discount rates. We compared the key assumptions used against the historical performance of certain segments of property, plant and equipment, industry outlook and other relevant external data, taking into consideration the impact associated with the coronavirus pandemic. We tested the parameters used in the determination of the discount rate against market data. We also reviewed the Group's disclosures about those assumptions to which the outcome of the impairment test is most sensitive; specifically those that have the most significant effect on the determination of the recoverable amounts of certain segments of property, plant and equipment.

Accounting for Investment in an Associate

The Group has an investment in Union Bank of the Philippines (UBP), which is a universal bank that is publicly listed in the Philippine Stock Exchange and accounted for under the equity method. For the year ended December 31, 2021, the Group's share in the net income of UBP amounted to ₱6.4 billion and accounts for 19% of the Group's consolidated net income. The Group's share in UBP's net income is significantly affected by the level of provisioning of its loans and receivables applying the expected credit loss (ECL) model. This matter is significant to our audit because the application of the ECL model requires significant management judgment and estimates.

The Group's disclosures on investments in associates are in Notes 2 and 10 to the consolidated financial statements.



Audit Response

We obtained the financial information of UBP for the year ended December 31, 2021 and recomputed the Group's share in net income of UBP and assessed the disclosures of the investment in associate in the consolidated financial statements.

We obtained an understanding of the methodologies and models used for UBP's different credit exposures and assessed whether these considered the requirements of PFRS 9, *Financial Instruments*, to reflect an unbiased and probability-weighted outcome, and to consider the time value of money and the best available forward-looking information. We also inspected and considered the results of the model validation on the risk rating performed by management's specialist.

We (a) assessed UBP's segmentation of its credit risk exposures based on homogeneity of credit risk characteristics; (b) tested the definition of default and significant increase in credit risk criteria against historical analysis of accounts, credit risk management policies and practices in place, and management's assessment of the impact of the coronavirus pandemic on the counterparties; (c) tested UBP's application of internal credit risk rating system, including the impact of the coronavirus pandemic on the borrowers, by reviewing the ratings of sample credit exposures; (d) tested loss given default by inspecting historical recoveries and related costs, write-offs and collateral valuations, and the effects of credit enhancements provided by any party; (e) tested exposure at default considering outstanding commitments and repayment scheme; (f) checked the forward-looking information used for overlay through statistical test and corroboration using publicly available information and our understanding of UBP's lending portfolios and broader industry knowledge, including the impact of the coronavirus pandemic; and (g) tested the effective interest rate used in discounting the ECL.

Further, we checked the data used in the ECL models by reconciling data from source system reports to the data warehouse and from the data warehouse to the loss allowance analysis/models and financial reporting systems. To the extent that the loss allowance analysis is based on credit exposures that have been disaggregated into subsets of debt financial assets with similar risk characteristics, we traced or re-performed the disaggregation from source systems to the loss allowance analysis. We also assessed the assumptions used where there are missing or insufficient data.

We recalculated impairment provisions on a sample basis. We involved our internal specialists in the performance of the above procedures.

Consolidation Process

Aboitiz Equity Ventures, Inc. owns a significant number of domestic and foreign entities at varying equity interests. We considered the consolidation process as a key audit matter because it required significant auditor attention, particularly on the following areas: (a) fair value adjustments arising from business combinations, (b) numerous intercompany transactions, (c) alignment of accounting policies of the investees with the Group's policy on property, plant and equipment and investment properties, (d) translation of investees' foreign-currency-denominated financial information to the Group's functional currency and (e) other equity adjustments.

The Group's disclosures on the basis of consolidation are in Note 2 to the consolidated financial statements.



Audit Response

We obtained an understanding of the Group's consolidation process and the related controls, the process for identifying related parties and related party transactions, as well as the reconciliation of intercompany balances. We also checked the entities included in the consolidation and reviewed the eliminating entries recorded, including fair value adjustments. In addition, we reviewed the foreign currency translation adjustments, as well as the alignment of accounting policies on property, plant and equipment and investment properties.

Other Information

Management is responsible for the other information. The other information comprises the information included in the SEC Form 20-IS (Definitive Information Statement), SEC Form 17-A and Annual Report for the year ended December 31, 2021, but does not include the consolidated financial statements and our auditor's report thereon. The SEC Form 20-IS (Definitive Information Statement), SEC Form 17-A and Annual Report for the year ended December 31, 2021 are expected to be made available to us after the date of this auditor's report.

Our opinion on the consolidated financial statements does not cover the other information and we will not express any form of assurance conclusion thereon.

In connection with our audits of the consolidated financial statements, our responsibility is to read the other information identified above when it becomes available and, in doing so, consider whether the other information is materially inconsistent with the consolidated financial statements or our knowledge obtained in the audits, or otherwise appears to be materially misstated.

Responsibilities of Management and Those Charged with Governance for the Consolidated Financial Statements

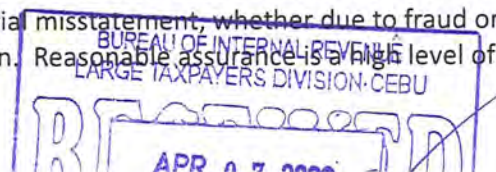
Management is responsible for the preparation and fair presentation of the consolidated financial statements in accordance with PFRSs, and for such internal control as management determines is necessary to enable the preparation of consolidated financial statements that are free from material misstatement, whether due to fraud or error.

In preparing the consolidated financial statements, management is responsible for assessing the Group's ability to continue as a going concern, disclosing, as applicable, matters related to going concern and using the going concern basis of accounting unless management either intends to liquidate the Group or to cease operations, or has no realistic alternative but to do so.

Those charged with governance are responsible for overseeing the Group's financial reporting process.

Auditor's Responsibilities for the Audit of the Consolidated Financial Statements

Our objectives are to obtain reasonable assurance about whether the consolidated financial statements as a whole are free from material misstatement, whether due to fraud or error, and to issue an auditor's report that includes our opinion. Reasonable assurance is a high level of assurance, but is not a



guarantee that an audit conducted in accordance with PSAs will always detect a material misstatement when it exists. Misstatements can arise from fraud or error and are considered material if, individually or in the aggregate, they could reasonably be expected to influence the economic decisions of users taken on the basis of these consolidated financial statements.

As part of an audit in accordance with PSAs, we exercise professional judgment and maintain professional skepticism throughout the audit. We also:

- Identify and assess the risks of material misstatement of the consolidated financial statements, whether due to fraud or error, design and perform audit procedures responsive to those risks, and obtain audit evidence that is sufficient and appropriate to provide a basis for our opinion. The risk of not detecting a material misstatement resulting from fraud is higher than for one resulting from error, as fraud may involve collusion, forgery, intentional omissions, misrepresentations, or the override of internal control.
- Obtain an understanding of internal control relevant to the audit in order to design audit procedures that are appropriate in the circumstances, but not for the purpose of expressing an opinion on the effectiveness of the Group's internal control.
- Evaluate the appropriateness of accounting policies used and the reasonableness of accounting estimates and related disclosures made by management.
- Conclude on the appropriateness of management's use of the going concern basis of accounting and, based on the audit evidence obtained, whether a material uncertainty exists related to events or conditions that may cast significant doubt on the Group's ability to continue as a going concern. If we conclude that a material uncertainty exists, we are required to draw attention in our auditor's report to the related disclosures in the consolidated financial statements or, if such disclosures are inadequate, to modify our opinion. Our conclusions are based on the audit evidence obtained up to the date of our auditor's report. However, future events or conditions may cause the Group to cease to continue as a going concern.
- Evaluate the overall presentation, structure and content of the consolidated financial statements, including the disclosures, and whether the consolidated financial statements represent the underlying transactions and events in a manner that achieves fair presentation.
- Obtain sufficient appropriate audit evidence regarding the financial information of the entities or business activities within the Group to express an opinion on the consolidated financial statements. We are responsible for the direction, supervision and performance of the audit. We remain solely responsible for our audit opinion.

We communicate with those charged with governance regarding, among other matters, the planned scope and timing of the audit and significant audit findings, including any significant deficiencies in internal control that we identify during our audit.

We also provide those charged with governance with a statement that we have complied with relevant ethical requirements regarding independence, and to communicate with them all relationships and other matters that may reasonably be thought to bear on our independence, and where applicable, related safeguards.

From the matters communicated with those charged with governance, we determine those matters that were of most significance in the audit of the consolidated financial statements of the current period and are therefore the key audit matters. We describe these matters in our auditor's report unless law or regulation precludes public disclosure about the matter or when, in extremely rare circumstances, we determine that a matter should not be communicated in our report because the adverse consequences of doing so would reasonably be expected to outweigh the public interest benefits of such communication.

The engagement partner on the audit resulting in this independent auditor's report is Maria Veronica Andresa R. Pore.

SYCIP GORRES VELAYO & CO.

Maria Veronica Andresa R. Pore

Maria Veronica Andresa R. Pore

Partner

CPA Certificate No. 90349

Tax Identification No. 164-533-282

BOA/PRC Reg. No. 0001, August 25, 2021, valid until April 15, 2024

SEC Partner Accreditation No. 0662-AR-4 (Group A)

November 21, 2019, valid until November 20, 2022

SEC Firm Accreditation No. 0001-SEC (Group A)

Valid to cover audit of 2021 to 2025 financial statements of SEC covered institutions

BIR Accreditation No. 08-001998-071-2020, December 3, 2020, valid until December 2, 2023

PTR No. 8854348, January 3, 2022, Makati City

March 4, 2022




ABOITIZ EQUITY VENTURES, INC. AND SUBSIDIARIES
CONSOLIDATED BALANCE SHEETS
(Amounts in Thousands)

	December	
	2021	2020
ASSETS		
Current Assets		
Cash and cash equivalents (Note 4)	P147,534,035	P65,966,411
Trade and other receivables (Note 5)	48,020,420	38,026,254
Inventories (Note 6)	31,992,459	24,685,885
Derivative assets (Note 37)	1,383,903	—
Other current assets (Notes 7 and 8)	25,418,264	18,702,683
Total Current Assets	254,349,081	147,381,233
Noncurrent Assets		
Property, plant and equipment (Notes 13 and 18)	220,018,207	219,538,095
Investments and advances (Note 10)	154,815,613	145,416,644
Intangible assets (Note 14)	74,338,411	67,776,489
Investment properties (Notes 15 and 31)	12,227,553	10,937,685
Deferred income tax assets - net (Note 32)	1,976,548	2,041,497
Trade receivables - net of current portion (Note 5)	366,651	1,398,791
Derivative assets - net of current portion (Note 37)	75,718	—
Net pension assets (Note 30)	293,168	115,023
Other noncurrent assets (Notes 8 and 16)	15,145,672	14,550,470
Total Noncurrent Assets	479,257,541	461,774,694
TOTAL ASSETS	P733,606,622	P609,155,927

LIABILITIES AND EQUITY


Current Liabilities		
Trade and other payables (Notes 17, 35 and 40)	P45,779,404	P35,611,592
Bank loans (Note 18)	35,415,424	29,330,883
Current portions of:		
Long-term debts (Note 19)	18,608,778	17,417,474
Long-term obligation on Power Distribution System (PDS) (Note 14)	40,000	40,000
Lease liabilities (Notes 13 and 22)	8,291,721	7,283,183
Derivative liabilities (Note 37)	1,180,048	982,348
Income tax payable	382,223	1,006,445
Total Current Liabilities	109,697,598	91,671,925

(Forward)



	December	
	2021	2020
Noncurrent Liabilities		
Noncurrent portions of:		
Long-term debts (Note 19)	₱253,069,865	₱243,623,606
Lease liabilities (Notes 22)	25,964,507	32,485,663
Trade payables (Notes 17 and 35)	982,617	1,657,982
Long-term obligation on PDS (Note 14)	125,532	143,436
Customers' deposits (Note 20)	7,374,767	6,990,008
Decommissioning liability (Note 21)	5,686,224	5,008,033
Deferred income tax liabilities - net (Note 32)	2,270,797	2,399,529
Net pension liability (Note 30)	493,293	574,217
Derivative liabilities - net of current portion (Note 37)	174,664	1,001,529
Total Noncurrent Liabilities	296,142,266	293,884,003
Total Liabilities	405,839,864	385,555,928
Equity Attributable to Equity Holders of the Parent		
Capital stock (Note 23)	5,694,600	5,694,600
Additional paid-in capital (Note 23)	13,013,197	13,013,197
Equity reserve (Notes 2 and 9)	29,491,200	(6,215,026)
Accumulated other comprehensive income (Note 25)	(235,375)	(3,959,403)
Retained earnings (Notes 10 and 24)		
Appropriated	9,200,000	9,200,000
Unappropriated	188,162,793	165,976,675
Treasury stock at cost (Note 23)	(647,672)	(647,672)
	244,678,743	183,062,371
Non-controlling Interests	83,088,015	40,537,628
Total Equity	327,766,758	223,599,999
TOTAL LIABILITIES AND EQUITY	₱733,606,622	₱609,155,927


See accompanying Notes to Consolidated Financial Statements.



ABOITIZ EQUITY VENTURES, INC. AND SUBSIDIARIES
CONSOLIDATED STATEMENTS OF INCOME
(Amounts in Thousands, Except Earnings Per Share Amounts)

	Years Ended December 31		
	2021	2020	2019
REVENUES			
Sale of:			
Power (Note 26)	₱134,043,812	₱109,867,394	₱124,605,660
Goods	83,065,597	71,286,473	69,625,434
Real estate (Notes 15 and 26)	5,234,842	3,541,272	4,116,175
Service fees	716,387	551,455	1,153,570
Sale of swine at fair value (Note 8)	578,149	1,310,621	1,529,743
Others (Note 35)	290,632	168,613	126,886
	223,929,419	186,725,828	201,157,468
COSTS AND EXPENSES			
Cost of generated and purchased power (Notes 27, 28, 35 and 40)	74,996,207	54,871,109	71,361,850
Cost of goods sold (Notes 6 and 28)	73,589,095	61,518,767	61,177,948
Operating expenses (Notes 28, 35, 38 and 39)	39,896,091	37,113,892	33,657,639
Cost of real estate sales (Note 6)	2,346,942	1,748,270	2,305,141
	190,828,335	155,252,038	168,502,578
OPERATING PROFIT	33,101,084	31,473,790	32,654,890
Share in net earnings of associates and joint ventures (Note 10)	17,245,643	9,019,033	11,502,090
Interest income (Notes 4, 35 and 36)	530,851	1,007,236	1,574,268
Interest expense (Notes 22 and 36)	(17,042,156)	(17,917,087)	(17,048,359)
Other income (expense) - net (Notes 5, 31 and 35)	3,142,294	4,809,275	5,517,803
INCOME BEFORE INCOME TAX	36,977,716	28,392,247	34,200,692
PROVISION FOR INCOME TAX (Note 32)	2,808,253	7,583,258	4,758,404
NET INCOME	₱34,169,463	₱20,808,989	₱29,442,288
ATTRIBUTABLE TO:			
Equity holders of the parent	₱27,309,623	₱15,433,613	₱22,036,129
Non-controlling interests	6,859,840	5,375,376	7,406,159
	₱34,169,463	₱20,808,989	₱29,442,288
EARNINGS PER SHARE (Note 33)			
Basic and diluted, for net income for the year attributable to equity holders of the parent	₱4.85	₱2.74	₱3.91


See accompanying Notes to Consolidated Financial Statements.



ABOITIZ EQUITY VENTURES, INC. AND SUBSIDIARIES
CONSOLIDATED STATEMENTS OF COMPREHENSIVE INCOME
(Amounts in Thousands)

	Years Ended December 31		
	2021	2020	2019
NET INCOME ATTRIBUTABLE TO:			
Equity holders of the parent	₱27,309,623	₱15,433,613	₱22,036,129
Non-controlling interests	6,859,840	5,375,376	7,406,159
	34,169,463	20,808,989	29,442,288
OTHER COMPREHENSIVE INCOME			
<i>Items that may be reclassified to consolidated statements of income:</i>			
Movement in cumulative translation adjustments	2,534,198	(464,398)	361,632
Movement in cash flow hedges, net of tax	2,416,469	600,291	(2,390,491)
Share in movement in cumulative translation adjustments of associates and joint ventures (Note 10)	809,328	(513,559)	(505,502)
Share in movement in net unrealized mark-to-market losses on FVOCI investments of associates (Note 10)	(734,752)	(10,116)	(2,382)
Movement in net unrealized mark-to-market gains (losses) on FVOCI investments (Note 25)	(3,127)	(126)	2,992
	5,022,116	(387,908)	(2,533,751)
<i>Items that will not be reclassified to consolidated statements of income:</i>			
Share in movement in actuarial gains (losses) on defined benefit plans of associate and joint ventures, net of tax (Note 10)	235,055	(531,153)	(394,994)
Movement in actuarial gains (losses) on defined benefit plans, net of tax (Note 30)	333,096	(607,051)	(185,103)
	568,151	(1,138,204)	(580,097)
TOTAL COMPREHENSIVE INCOME	₱39,759,730	₱19,282,877	₱26,328,440
ATTRIBUTABLE TO:			
Equity holders of the parent	₱31,521,732	₱14,122,232	₱19,415,184
Non-controlling interests	8,237,998	5,160,645	6,913,256
	₱39,759,730	₱19,282,877	₱26,328,440

See accompanying Notes to Consolidated Financial Statements.



ABOITIZ EQUITY VENTURES, INC. AND SUBSIDIARIES
CONSOLIDATED STATEMENTS OF CHANGES IN EQUITY
FOR THE YEARS ENDED DECEMBER 31, 2021, 2020 AND 2019
(Amounts in Thousands, Except Dividends Per Share Amounts)

	Attributable to equity holders of the parent									
	Capital Stock: Common (Note 23)	Additional Paid-in Capital (Note 23)	Equity Reserve (Notes 2 and 9)	Accumulated Comprehensive Income (Note 10)	Retained Earnings		Treasury Stock (Note 23)	Total	Non-controlling Interest	Total
					Appropriated (Note 24)	Unappropriated (Note 24)				
Balances at January 1, 2021	P5,694,600	P13,013,197	(P6,215,026)	(P3,959,403)	P9,200,000	P165,976,675	(P647,672)	P183,062,371	P40,537,628	P223,599,999
Net income for the year	—	—	—	4,212,109	—	27,309,623	—	27,309,623	6,859,840	34,169,463
Other comprehensive income	—	—	—	—	—	—	—	—	1,378,158	5,990,267
Total comprehensive income for the year	—	—	—	4,212,109	—	27,309,623	—	31,521,732	8,237,998	39,759,730
Cash dividends - P0.91 per share (Note 24)	—	—	—	—	—	(5,123,505)	—	(5,123,505)	—	(5,123,505)
Sale of non-controlling interest (Note 9)	—	—	35,498,196	(488,081)	—	—	—	35,010,115	36,987,711	71,997,826
Cash dividends paid to non-controlling interests	—	—	—	—	—	—	—	—	(1,624,383)	(1,624,383)
Acquisition of non-controlling interests	—	—	208,030	—	—	—	—	208,030	(1,105,703)	(897,673)
Changes in non-controlling interests	—	—	—	—	—	—	—	—	54,764	54,764
Balances at December 31, 2021	P5,694,600	P13,013,197	(P6,215,026)	(P235,375)	P9,200,000	P188,162,793	(P647,672)	P244,678,743	P83,088,015	P327,766,758
Balances at January 1, 2020	P5,694,600	P13,013,197	(P6,077,683)	(P2,648,022)	P4,200,000	P162,864,330	(P565,246)	P176,481,176	P40,713,904	P217,195,080
Net income for the year	—	—	—	—	—	15,433,613	—	15,433,613	5,375,376	20,808,989
Other comprehensive loss	—	—	—	(1,311,381)	—	—	—	(1,311,381)	(214,731)	(1,526,112)
Total comprehensive income (loss) for the year	—	—	—	(1,311,381)	—	15,433,613	—	14,122,232	5,160,645	19,282,877
Cash dividends - P1.30 per share (Note 24)	—	—	—	—	—	(7,321,268)	—	(7,321,268)	—	(7,321,268)
Acquisition of treasury shares	—	—	—	—	—	—	(82,426)	(82,426)	—	(82,426)
Appropriation during the year	—	—	—	—	5,000,000	(5,000,000)	—	—	—	—
Cash dividends paid to non-controlling interests	—	—	—	—	—	—	—	—	(4,607,417)	(4,607,417)
Acquisition of non-controlling interests	—	—	(137,343)	—	—	—	—	(137,343)	1,373	(135,970)
Changes in non-controlling interests	—	—	—	—	—	—	—	—	(730,877)	(730,877)
Balances at December 31, 2020	P5,694,600	P13,013,197	(P6,215,026)	(P3,959,403)	P9,200,000	P165,976,675	(P647,672)	P183,062,371	P40,537,628	P223,599,999

Net income for the year
 Other comprehensive loss
 Total comprehensive income (loss) for the year
 Cash dividends - P1.30 per share (Note 24)
 Acquisition of treasury shares
 Appropriation during the year
 Cash dividends paid to non-controlling interests
 Acquisition of non-controlling interests
 Changes in non-controlling interests

OFFICE OF INTERNAL REVENUE
 TAXPAYERS DIVISION-CEBU


MAR 07 2022



Attributable to equity holders of the parent

	Capital Stock: Common (Note 23)	Additional Paid-in Capital (Note 23)	Equity Reserve (Notes 2 and 9)	Accumulated		Retained Earnings		Treasury Stock (Note 23)	Non-controlling Interest	Total
				Comprehensive Income (Note 10)	Other Income (Note 10)	Appropriated (Note 24)	Unappropriated (Note 24)			
Balances at January 1, 2019	P5,694,600	P13,013,197	P9,833,143	-	-	-	-	(P565,246)	P43,697,474	P218,104,578
Net income for the year	-	-	-	-	-	-	22,036,129	-	7,406,159	29,442,288
Other comprehensive loss	-	-	-	-	(2,620,945)	-	-	-	(492,903)	(3,113,848)
Total comprehensive income (loss) for the year	-	-	-	-	(2,620,945)	-	22,036,129	-	6,913,256	26,328,440
Cash dividends - P1.32 per share (Note 24)	-	-	-	-	-	-	(7,435,286)	-	-	(7,435,286)
Cash dividends paid to non-controlling interests	-	-	-	-	-	-	-	-	(5,235,131)	(5,235,131)
Acquisition of non-controlling interests	-	-	(9,910,826)	-	-	-	-	-	(1,395,615)	(11,306,441)
Changes in non-controlling interests	-	-	-	-	-	-	-	-	(3,261,080)	(3,261,080)
Balances at December 31, 2019	P5,694,600	P13,013,197	(P6,077,683)	(P2,648,022)	P4,200,000	P162,864,330	(P565,246)	P176,481,176	P40,713,904	P217,195,080

See accompanying Notes to Consolidated Financial Statements.



ABOITIZ EQUITY VENTURES, INC. AND SUBSIDIARIES
CONSOLIDATED STATEMENTS OF CASH FLOWS
(Amounts in Thousands)


	Years Ended December 31		
	2021	2020	2019
CASH FLOWS FROM OPERATING ACTIVITIES			
Income before income tax	P36,977,716	P28,392,247	P34,200,692
Adjustments for:			
Interest expense (Note 36)	17,042,156	17,917,087	17,048,359
Depreciation and amortization (Note 28)	12,962,612	12,696,823	11,536,837
Net unrealized foreign exchange losses (gains)	281,255	(1,972,048)	(1,951,509)
Impairment loss (recovery) on property, plant and equipment (Notes 13, 14 and 16)	340,597	113,683	(245,489)
Write-off of project development costs	369,918	56,410	71,802
Loss (gain) on sale/disposal of:			
Property, plant and equipment and other assets (Notes 13 and 31)	(560,857)	27,097	301,228
Fair value through profit or loss (FVTPL) and FVOCI investments (Note 3)	(120,941)	(15,622)	(834)
Investment in a subsidiary (Note 9)	44,258	—	(4,382)
Unrealized mark-to-market losses on derivatives	851,375	4,848	3,889
Unrealized mark-to-market loss (gains) on FVTPL investments	4,727	(79,501)	(57,998)
Dividend income (Note 31)	(2,984)	(4,827)	(10,651)
Net unrealized valuation gains on investment property (Notes 15 and 31)	(976,228)	(401,410)	(1,829,732)
Interest income (Note 36)	(530,851)	(1,007,236)	(1,574,268)
Share in net earnings of associates and joint ventures (Note 10)	(17,245,643)	(9,019,033)	(11,502,090)
Operating income before working capital changes	49,437,110	46,708,518	45,985,854
Decrease (increase) in:			
Trade and other receivables	(9,466,903)	(12,509,152)	(7,383,477)
Inventories	(7,327,478)	(1,112,332)	967,350
Pension asset	2,348	(5,165)	—
Other current assets	(1,132,632)	4,455,492	960,381
Increase (decrease) in:			
Trade and other payables	7,773,934	4,605,102	6,339,593
Pension liability	65,169	2,207	(15,156)
Customers' deposits	401,496	277,376	513,105
Net cash flows generated from operations	39,753,044	42,422,046	47,367,650
Income and final taxes paid	(3,434,010)	(6,087,298)	(4,610,604)
Net cash flows from operating activities	36,319,034	36,334,748	42,757,046
CASH FLOWS FROM INVESTING ACTIVITIES			
Cash dividends received (Note 10)	10,491,079	5,366,853	4,948,019
Interest received	528,326	989,728	1,724,033
Proceeds from sale of:			
FVTPL and FVOCI investments	800,415	358,705	506,419
Property, plant and equipment	89,136	285,176	85,015

(Forward)



	Years Ended December 31		
	2021	2020	2019
Acquisition through business combination, net of cash acquired	₱—	₱—	(₱368,169)
Additions to:			
Short-term cash deposits	(6,026,045)	(960,460)	—
FVTPL and FVOCI investments	(1,805,670)	(2,446,260)	(554,485)
Property, plant and equipment and investment properties (Notes 13 and 15)	(10,484,632)	(7,648,918)	(12,575,634)
Investments in and advances to associates (Note 10)	(2,678,043)	(2,762,715)	(28,281,257)
Increase in intangible assets (Note 14)	(4,297,612)	(2,292,307)	(2,934,395)
Decrease (increase) in other noncurrent assets	2,695,661	(2,507,868)	(2,432,692)
Proceeds from sale of common shares and redemption of preferred shares of associates and joint ventures (Note 10)	609,000	—	—
Net cash flows used in investing activities	(10,078,385)	(11,618,066)	(39,883,146)
CASH FLOWS FROM FINANCING ACTIVITIES			
Proceeds from avilment of long-term debts - net of transaction costs (Note 19)	54,556,816	62,231,716	44,962,947
Net proceeds from (settlements of) bank loans	4,554,571	3,613,747	(1,261,449)
Acquisition of treasury shares (Note 23)	—	(82,426)	—
Proceeds from sale of non-controlling interest (Note 9)	71,997,886	—	—
Acquisition of non-controlling interests (Note 2)	(897,673)	(165,196)	(13,114,048)
Cash dividends paid to non-controlling interest	(1,624,383)	(4,607,417)	(5,235,131)
Cash dividends paid to equity holders of the parent (Note 24)	(5,123,505)	(7,321,268)	(7,435,286)
Interest paid	(13,242,432)	(13,478,788)	(10,400,954)
Payments of:			
Long-term debts (Note 19)	(47,621,110)	(36,674,074)	(15,494,718)
Lease liabilities, including accretion of interest	(9,611,197)	(7,862,233)	(7,638,946)
Net cash flows from (used in) financing activities	52,988,973	(4,345,939)	(15,617,585)
NET INCREASE (DECREASE) IN CASH AND CASH EQUIVALENTS	79,229,622	20,370,743	(12,743,685)
EFFECT OF EXCHANGE RATE CHANGES ON CASH AND CASH EQUIVALENTS	2,338,002	(828,995)	135,319
CASH AND CASH EQUIVALENTS AT BEGINNING OF YEAR	65,966,411	46,424,663	59,033,029
CASH AND CASH EQUIVALENTS AT END OF YEAR (Note 4)	₱147,534,035	₱65,966,411	₱46,424,663

See accompanying Notes to Consolidated Financial Statements.



ABOITIZ EQUITY VENTURES, INC. AND SUBSIDIARIES
NOTES TO CONSOLIDATED FINANCIAL STATEMENTS

(Amounts in Thousands, Except Par Value, Earnings Per Share, Number of Shares, and When Otherwise Indicated)

1. Corporate Information

Aboitiz Equity Ventures, Inc. (the Company) was originally incorporated in the Philippines as Cebu Pan Asian Holdings, Inc. and registered with the Philippine Securities and Exchange Commission (SEC) on September 11, 1989. The Company changed its corporate name to the present one on December 29, 1993 and its ownership was opened to the general public through an initial public offering of its shares on November 16, 1994 (see Note 23).

The Company and its subsidiaries (collectively referred to as the “Group”) are engaged in various business activities mainly in the Philippines, including power generation, retail electricity supply, power distribution, food manufacturing, banking and financial services, real estate development, and infrastructure (see Note 34). The Company is the publicly-listed holding and management company of the Group. The parent and the ultimate parent of the Company is Aboitiz & Company, Inc. (ACO).

The registered office address of the Company is 32nd Street, Bonifacio Global City, Taguig City, Metro Manila, Philippines.


The consolidated financial statements of the Group were approved and authorized for issue in accordance with a resolution by the Board of Directors (BOD) of the Company on March 4, 2022.

2. Group Information, Basis of Preparation and Summary of Significant Accounting Policies

a. Group Information

The consolidated financial statements comprise the financial statements of the Company, subsidiaries controlled by the Company and a joint operation that is subject to joint control (collectively referred to as the Group). The following are the subsidiaries as of December 31 of each year:

	Nature of Business	Place of Incorporation	Percentage of Ownership			
			2021		2020	
			Direct	Indirect	Direct	Indirect
Aboitiz Power Corporation (AP) ^a and Subsidiaries	Power	Philippines	52.00	–	77.00	–
AboitizPower International Pte. Ltd.	Holding	Singapore	–	100.00	–	100.00
Aboitiz Energy Solutions, Inc. (AESI)	Power	Philippines	–	100.00	–	100.00
Adventenergy, Inc. (AI)	Power	Philippines	–	100.00	–	100.00
Balamban Enerzone Corporation (BEZ)	Power	Philippines	–	100.00	–	100.00
Mactan Enerzone Corporation (MEZ)	Power	Philippines	–	100.00	–	100.00
Malvar Enerzone Corporation (MVEZ)	Power	Philippines	–	100.00	–	100.00
East Asia Utilities Corporation (EAUC)	Power	Philippines	–	100.00	–	100.00
Lima Enerzone Corporation (LEZ)	Power	Philippines	–	100.00	–	100.00
Subic Enerzone Corporation (SEZ)	Power	Philippines	–	100.00	–	100.00



	Nature of Business	Place of Incorporation	Percentage of Ownership			
			2021		2020	
			Direct	Indirect	Direct	Indirect
Cotabato Light & Power Co., Inc. (CLP)	Power	Philippines	-	99.94	-	99.94
Cotabato Ice Plant, Inc.	Manufacturing	Philippines	-	100.00	-	100.00
Davao Light & Power Co., Inc. (DLP)	Power	Philippines	-	99.93	-	99.93
Maaraw Holdings San Carlos, Inc. (MHSCI)	Holding	Philippines	-	100.00	-	100.00
San Carlos Sun Power, Inc. (Sacasun)	Power	Philippines	-	100.00	-	100.00
AboitizPower International B.V.	Holding	Netherlands	-	100.00	-	100.00
Cebu Private Power Corporation (CPPC)	Power	Philippines	-	60.00	-	60.00
Prism Energy, Inc. (PEI)	Power	Philippines	-	60.00	-	60.00
Visayan Electric Co., Inc. (VECO)	Power	Philippines	-	55.26	-	55.26
Aboitiz Renewables Inc. (ARI) and Subsidiaries	Power	Philippines	-	100.00	-	100.00
AP Renewables, Inc. (APRI)	Power	Philippines	-	100.00	-	100.00
Hedcor, Inc. (HI)	Power	Philippines	-	100.00	-	100.00
Hedcor Mt. Province, Inc.*	Power	Philippines	-	100.00	-	100.00
Hedcor Benguet, Inc.*	Power	Philippines	-	100.00	-	100.00
Hedcor Bukidnon, Inc. (Hedcor Bukidnon)	Power	Philippines	-	100.00	-	100.00
Hedcor Kabayan, Inc.*	Power	Philippines	-	100.00	-	100.00
PV Sinag Power, Inc.*	Power	Philippines	-	100.00	-	100.00
Amihan Power, Inc. *	Power	Philippines	-	100.00	-	100.00
Aboitiz Solar Power, Inc.*	Power	Philippines	-	100.00	-	100.00
Hedcor Manolo Fortich, Inc.*	Power	Philippines	-	100.00	-	100.00
Hedcor Sabangan, Inc. (Hedcor Sabangan)	Power	Philippines	-	100.00	-	100.00
Hedcor Sibulan, Inc. (HSI)	Power	Philippines	-	100.00	-	100.00
Hedcor Tamugan, Inc. *	Power	Philippines	-	100.00	-	100.00
Hedcor Tudaya, Inc. (Hedcor Tudaya)	Power	Philippines	-	100.00	-	100.00
Aboitiz Power Distributed Renewables, Inc.	Power	Philippines	-	100.00	-	100.00
AP Renewable Energy Corporation*	Power	Philippines	-	100.00	-	100.00
Aboitiz Power Distributed Energy, Inc.	Power	Philippines	-	100.00	-	100.00
Mt. Apo Geopower, Inc. *	Power	Philippines	-	100.00	-	100.00
Cleanergy, Inc. (CI)*	Power	Philippines	-	100.00	-	100.00
Hydro Electric Development Corporation*	Power	Philippines	-	99.97	-	99.97
Luzon Hydro Corporation (LHC)	Power	Philippines	-	100.00	-	100.00
Bakun Power Line Corporation*	Power	Philippines	-	100.00	-	100.00
Sinag Solar Power Corporation (formerly AP Solar Tiwi, Inc.)*	Power	Philippines	-	100.00	-	100.00
Retensol, Inc. *	Power	Philippines	-	100.00	-	100.00
Aseagas Corporation (Aseagas)*	Power	Philippines	-	100.00	-	100.00
Cordillera Hydro Corporation (CHC)*	Power	Philippines	-	100.00	-	100.00
Negron Cuadrado Geopower, Inc.*	Power	Philippines	-	100.00	-	100.00
Tagoloan Hydro Corporation*	Power	Philippines	-	100.00	-	100.00
Luzon Hydro Company Limited*	Power	Philippines	-	100.00	-	100.00
Electricidad, Inc. (Formerly La Filipina ElektriKa, Inc.)*	Power	Philippines	-	100.00	-	40.00
Maaraw Renewable Energy Corporation*	Power	Philippines	-	100.00	-	-
Wind Renewable Energy Corporation*	Power	Philippines	-	100.00	-	-
Therma Power, Inc. (TPI) and Subsidiaries	Power	Philippines	-	100.00	-	100.00
Mindanao Sustainable Solutions, Inc.*	Services	Philippines	-	100.00	-	100.00
Therma Luzon, Inc. (TLI)	Power	Philippines	-	100.00	-	100.00
Therma Marine, Inc. (Therma Marine)	Power	Philippines	-	100.00	-	100.00
Therma Mobile, Inc. (Therma Mobile)	Power	Philippines	-	100.00	-	100.00



	Nature of Business	Place of Incorporation	Percentage of Ownership			
			2021		2020	
			Direct	Indirect	Direct	Indirect
Therma South, Inc. (TSI)	Power	Philippines	–	100.00	–	100.00
Therma Power-Visayas, Inc. (TPVI)	Power	Philippines	–	100.00	–	100.00
Therma Central Visayas, Inc.*	Power	Philippines	–	100.00	–	100.00
Therma Subic, Inc.*	Power	Philippines	–	100.00	–	100.00
Therma Mariveles Holdings, Inc.	Holding	Philippines	–	100.00	–	100.00
GNPower Mariveles Energy Center Ltd. Co. (GMEC)	Power	Philippines	–	78.33	–	78.33
Therma Dinginin Holdings, Inc.	Holding	Philippines	–	100.00	–	100.00
Therma Visayas, Inc. (TVI)	Power	Philippines	–	80.00	–	80.00
Abovant Holdings, Inc.	Holding	Philippines	–	60.00	–	60.00
Pilmico Foods Corporation (PFC) and Subsidiaries	Food manufacturing	Philippines	100.00	–	100.00	–
Filagri Holdings, Inc.	Holding	Philippines	–	100.00	–	100.00
Pilmico Animal Nutrition Corporation (PANC)	Food manufacturing	Philippines	–	100.00	–	100.00
Filagri, Inc.	Food manufacturing	Philippines	–	100.00	–	100.00
AboitzLand, Inc. (AboitzLand) and Subsidiaries	Real estate	Philippines	100.00	–	100.00	–
Lima Land, Inc. (LLI)	Real estate	Philippines	–	100.00	–	100.00
Propriedad del Norte, Inc. (PDNI)	Real estate	Philippines	–	100.00	–	100.00
Cebu Industrial Park Developers, Inc. (CIPDI)	Real estate	Philippines	–	60.00	–	60.00
Cebu Industrial Park Services, Inc.	Services	Philippines	–	100.00	–	100.00
Misamis Oriental Land Development Corporation	Real estate	Philippines	–	60.00	–	60.00
ALLRise Development Corp.	Real estate	Philippines	–	50.00	–	50.00
78 Point Blue, Inc.	Real estate	Philippines	–	100.00	–	100.00
Triplecrown Properties, Inc. (TCP)	Real estate	Philippines	–	100.00	–	100.00
Firmwall Systems, Inc.	Real estate	Philippines	–	100.00	–	100.00
AEV International Pte. Ltd. (AEV International)	Holding	Singapore	–	100.00	–	100.00
Pilmico International Pte. Ltd. (PIPL) and Subsidiaries	Holding	Singapore	–	100.00	–	100.00
Pilmico Vietnam Company Limited (PVCL)	Food manufacturing	Vietnam	–	100.00	–	100.00
Abaqa International Pte Ltd.	Trading	Singapore	–	100.00	–	100.00
Gold Coin Management Holdings Pte. Ltd. (GCMH) and Subsidiaries	Holding	Singapore	–	100.00	–	100.00
GC Investment Holdings Limited	Holding	Hong Kong	–	100.00	–	100.00
Gold Coin (ZhangJiang) Company Ltd.	Feedmills	China	–	100.00	–	100.00
Gold Coin (Zhangzhou) Company Ltd.	Feedmills	China	–	100.00	–	100.00
Gold Coin Animal Husbandry (Zhangzhou) Co. Ltd.*	Feedmills	China	–	100.00	–	100.00
Gold Coin (Zhuhai) Company Ltd.	Feedmills	China	–	100.00	–	100.00
Gold Coin Feedmill (Kunming) Co. Ltd.	Feedmills	China	–	100.00	–	100.00
Gold Coin Feedmill (Dongguan) Co. Ltd.	Feedmills	China	–	100.00	–	100.00
Gold Coin (Yunnan) Co. Limited*	Feedmills	China	–	100.00	–	100.00
Gold Coin Agriculture (Guangxi) Co. Ltd.*	Feedmills	China	–	100.00	–	100.00
Gold Coin Management (Shenzhen) Co. Ltd.	Holding	China	–	100.00	–	100.00
Gold Coin Sabah Sdn. Bhd.	Holding	Malaysia	–	100.00	–	100.00
Gold Coin Feedmill (Dong Nai) Co. Ltd.	Feedmills	Vietnam	–	100.00	–	100.00
American Feeds Company Limited	Feedmills	Vietnam	–	100.00	–	100.00
Gold Coin Feedmill Ha Nam Co. Ltd. (GCFHN)	Feedmills	Vietnam	–	100.00	–	100.00
Glen Arbor Holdings (Singapore) Pte. Ltd.	Holding	Singapore	–	100.00	–	100.00



	Nature of Business	Place of Incorporation	Percentage of Ownership			
			2021		2020	
			Direct	Indirect	Direct	Indirect
Gold Coin Feed Mills (Lanka) Ltd.	Feedmills	Sri Lanka	–	100.00	–	100.00
Gold Coin Group Limited	Holding	Hong Kong	–	100.00	–	100.00
Gold Coin Holdings Sdn Bhd	Holding	Malaysia	–	100.00	–	100.00
Gold Coin Services Singapore Pte Limited (GCSS)**	Holding	Singapore	–	–	–	100.00
Gold Coin Feedmill Binh Duong Company (GCFBDC)	Feedmills	Vietnam	–	100.00	–	100.00
Myanmar Gold Coin International Co. Ltd.	Feedmills	Myanmar	–	100.00	–	100.00
KLEAN Greentech Co. Ltd.	Feedmills	Thailand	–	100.00	–	100.00
Gold Coin Vietnam Holdings Pte. Ltd.	Holding	Singapore	–	100.00	–	100.00
Gold Coin Aqua Feed Incorporated	Holding	British Virgin Island	–	100.00	–	100.00
Gold Coin Aqua Feed (Singapore) Pte. Ltd.	Holding	Singapore	–	100.00	–	100.00
Gold Coin Specialities Sdn. Bhd. (GCSSB) ^B	Feedmills	Malaysia	–	100.00	–	70.00
Gold Coin Specialities (Thailand) Co. Ltd.	Feedmills	Thailand	–	100.00	–	93.90
P.T. Gold Coin Trading Indonesia	Feedmills	Indonesia	–	100.00	–	100.00
P.T. Gold Coin Indonesia	Feedmills	Indonesia	–	100.00	–	100.00
P.T. Gold Coin Specialities	Feedmills	Indonesia	–	99.90	–	99.90
PT Ayam Unggul (PTAYAM)	Feedmills	Indonesia	–	60.00	–	60.00
FEZ Animal Nutrition Pte Ltd	Holding	Singapore	–	100.00	–	100.00
FEZ Animal Nutrition Philippines, Inc.	Holding	Philippines	–	40.00	–	40.00
FEZ Animal Nutrition Pakistan (Private Limited)	Holding	Pakistan	–	100.00	–	100.00
Gold Coin Malaysia Group Sdn. Bhd (GCMG) ^B	Holding	Malaysia	–	100.00	–	70.00
Gold Coin Feedmills (Malaysia) Sdn. Bhd.	Feedmills	Malaysia	–	100.00	–	100.00
Gold Coin Feedmill (Sabah) Sdn. Bhd.	Feedmills	Malaysia	–	100.00	–	100.00
Gold Coin Sarawak Sdn. Bhd.	Feedmills	Malaysia	–	72.80	–	72.80
Bintawa Fishmeal Factory Sdn. Bhd.	Feedmills	Malaysia	–	72.80	–	72.80
Golden Livestock Sdn Bhd.	Holding	Malaysia	–	100.00	–	100.00
Pilmico Aqua Pte. Ltd.	Holding	Singapore	–	100.00	–	100.00
Archipelago Insurance Pte Ltd (AIPL)	Insurance	Singapore	100.00	–	100.00	–
AEV Aviation, Inc. (AEV Aviation)	Service	Philippines	73.31	26.69	73.31	26.69
AEV Properties, Inc.*	Real estate	Philippines	100.00	–	100.00	–
Cebu Praedia Development Corporation (CPDC)	Real estate	Philippines	100.00	–	100.00	–
Aboitiz Infracapital, Inc. (AIC) and Subsidiaries	Holding	Philippines	100.00	–	100.00	–
Lima Water Corporation (LWC)	Water Infrastructure	Philippines	–	100.00	–	100.00
Apo Agua Infraestructura, Inc. (Apo Agua)*	Water Infrastructure	Philippines	–	70.00	22.22	47.78

A) In 2021, ownership decreased in relation to sale of AP shares (see Note 9)

B) In 2021, ownership increased in relation to the acquisition of the non-controlling interest (see Note 9)

* No commercial operations as of December 31, 2021.

**Amalgamated to GCMH in 2021.

b. Basis of Preparation and Summary of Significant Accounting Policies

Basis of Preparation

The accompanying consolidated financial statements of the Group have been prepared on a historical cost basis, except for derivative financial instruments, investments in certain debt and equity securities, and investment properties which are measured at fair value, and agricultural



produce and biological assets which are measured at fair value less estimated costs to sell. The consolidated financial statements are presented in Philippine peso, which is the Company's functional currency, and all values are rounded to the nearest thousands, except for earnings per share and exchange rates and as otherwise indicated.

Statement of Compliance

The consolidated financial statements of the Group are prepared in compliance with Philippine Financial Reporting Standards (PFRSs).

Basis of Consolidation

The consolidated financial statements comprise the financial statements of the Company, its subsidiaries and a joint operation that is subject to joint control. The Group controls an investee if and only if the Group has:

- Power over the investee (i.e., existing rights that give it the current ability to direct the relevant activities of the investee);
- Exposure, or rights, to variable returns from its involvement with the investee; and
- The ability to use its power over the investee to affect its returns.

When the Group has less than a majority of the voting or similar rights of an investee, the Group considers all relevant facts and circumstances in assessing whether it has power over an investee, including:

- The contractual arrangement with the other vote holders of the investee;
- Rights arising from other contractual arrangements; and
- The Group's voting rights and potential voting rights.

The Group reassesses whether or not it controls an investee if facts and circumstances indicate that there are changes to one or more of the three elements of control. Consolidation of a subsidiary begins when the Group obtains control over the subsidiary and ceases when the Group loses control of the subsidiary. Assets, liabilities, income and expenses of a subsidiary acquired or disposed of during the year are included in the consolidated statement of income from the date the Group gains control until the date the Group ceases to control the subsidiary.

The financial statements of the subsidiaries are prepared for the same reporting year as the Company, using consistent accounting policies.

Profit or loss and each component of other comprehensive income are attributed to the equity holders of the parent of the Group and to the non-controlling interests, even if this results in the non-controlling interests having a deficit balance. When necessary, adjustments are made to the financial statements of subsidiaries to bring their accounting policies into line with the Group's accounting policies. All intra-group assets and liabilities, equity, income, expenses and cash flows relating to transactions between members of the Group are eliminated in full on consolidation.

A change in the ownership interest of a subsidiary, without a loss of control, is accounted for as an equity transaction. If the Group loses control over a subsidiary, it:

- Derecognizes the assets (including goodwill) and liabilities of the subsidiary;
- Derecognizes the carrying amount of any non-controlling interests;
- Derecognizes the cumulative translation differences recorded in equity;
- Recognizes the fair value of the consideration received;



- Recognizes the fair value of any investment retained;
- Recognizes any surplus or deficit in profit or loss; and
- Reclassifies the parent's share of components previously recognized in other comprehensive income to profit or loss or retained earnings, as appropriate, as would be required if the Group had directly disposed of the related assets or liabilities.

Transactions with Non-controlling Interests

Non-controlling interests represent the portion of total comprehensive income or loss and net assets in the subsidiaries not held by the Group and are presented separately in the consolidated statement of income and consolidated statement of comprehensive income and within equity in the consolidated balance sheet, separately from the equity attributable to equity holders of the parent. Transactions with non-controlling interests are accounted for as equity transactions. On acquisitions of non-controlling interests, the difference between the consideration and the book value of the share of the net assets acquired is reflected as being a transaction between owners and recognized directly in equity. Gain or loss on disposals to non-controlling interest holders is also recognized directly in equity.

Changes in Accounting Policies and Disclosures

The accounting policies adopted are consistent with those of the previous financial year, except for the amendments to existing standards which were applied starting January 1, 2021. The Group has not early adopted any other standard, interpretation or amendment that has been issued but is not yet effective.

- Amendment to PFRS 16, *COVID-19-related Rent Concessions beyond 30 June 2021*

The amendment provides relief to lessees from applying the PFRS 16 requirement on lease modifications to rent concessions arising as a direct consequence of the COVID-19 pandemic. A lessee may elect not to assess whether a rent concession from a lessor is a lease modification if it meets all of the following criteria:

- The rent concession is a direct consequence of COVID-19;
- The change in lease payments results in a revised lease consideration that is substantially the same as, or less than, the lease consideration immediately preceding the change
- Any reduction in lease payments affects only payments originally due on or before June 30, 2022; and
- There is no substantive change to other terms and conditions of the lease.

A lessee that applies this practical expedient will account for any change in lease payments resulting from the COVID-19 related rent concession in the same way it would account for a change that is not a lease modification, i.e., as a variable lease payment.

- Amendments to PFRS 9, PFRS 7, PFRS 4 and PFRS 16, *Interest Rate Benchmark Reform – Phase 2*

The amendments provide temporary reliefs which address the financial reporting effects when an interbank offered rate (IBOR) is replaced with an alternative nearly risk-free interest rate (RFR):



- Practical expedient for changes in the basis for determining the contractual cash flows as a result of IBOR reform
- Relief from discontinuing hedging relationships
- Relief from the separately identifiable requirement when an RFR instrument is designated as a hedge of a risk component

The Group shall also disclose information about:

- The nature and extent of risks to which the entity is exposed arising from financial instruments subject to IBOR reform, and how the entity manages those risks; and
- Their progress in completing the transition to alternative benchmark rates, and how the entity is managing that transition

The Group's treasury function is managing the Group's LIBOR transition plan. The greatest change will be amendments to the contractual terms of the LIBOR-referenced floating-rate debt and the associated swap and the corresponding update of the hedge designation. However, the change reference rate may also affect other systems, processes, risk and valuation models, as well as having tax and accounting implications.

The adoption of these amendments did not have a significant impact on the consolidated financial statements.

As of January 1, 2021, the Group has fully adopted the provisions of PFRS 15 in relation to its real estate segment as described below:

- Philippines Interpretation Committee (PIC) Q&A No. 2018-12, *PFRS 15 Implementation Issues Affecting the Real Estate Industry* (as amended by PIC Q&As 2020-02 and 2020-04)

On February 14, 2018, the PIC issued PIC Q&A No: 2018-12 which provides guidance on some implementation issues of PFRS 15 affecting real estate industry. On October 25, 2018 and February 7, 2019, the Philippine SEC issued SEC Memorandum Circular (MC) Nos. 14-2018 and 3-2019, respectively, providing relief to the real estate industry by deferring the application of certain provisions of this PIC Q&A for a period of three years until December 31, 2020.

On December 15, 2020, the Philippine SEC issued SEC MC No. 34-2020 which further extended the deferral of certain provisions of this PIC Q&A until December 31, 2023. A summary of the PIC Q&A provisions covered by the SEC deferral and the related deferral period follows:

	Deferral Period
Assessing if the transaction price includes a significant financing component as discussed in PIC Q&A 2018-12-D (as amended by PIC Q&A 2020-04)	Until December 31, 2023
Treatment of land in the determination of the POC discussed in PIC Q&A 2018-12-E	Until December 31, 2023
Treatment of uninstalled materials in the determination of the POC discussed in PIC Q&A 2018-12-E (as amended by PIC Q&A 2020-02)	Until December 31, 2020
Accounting for CUSA Charges discussed in PIC Q&A No. 2018-12-H	Until December 31, 2020



The SEC Memorandum Circulars also provided the mandatory disclosure requirements should an entity decide to avail of any relief. Disclosures should include:

- a. The accounting policies applied.
- b. Discussion of the deferral of the subject implementation issues in the PIC Q&A.
- c. Qualitative discussion of the impact on the financial statements had the concerned application guidelines in the PIC Q&A been adopted.
- d. Should any of the deferral options result into a change in accounting policy (e.g., when an entity excludes land and/or uninstalled materials in the POC calculation under the previous standard but opted to include such components under the relief provided by the circular), such accounting change will have to be accounted for under PAS 8, i.e., retrospectively, together with the corresponding required quantitative disclosures.

In November 2020, the PIC issued the following Q&As which provide additional guidance on the real estate industry issues covered by the above SEC deferrals:

- PIC Q&A 2020-04, which provides additional guidance on determining whether the transaction price includes a significant financing component
- PIC Q&A 2020-02, which provides additional guidance on determining which uninstalled materials should not be included in calculating the POC

After the deferral period, real estate companies would have to adopt PIC Q&A No. 2018-12 and any subsequent amendments thereto retrospectively or as the Philippine SEC will later prescribe.

The Group has already applied the provisions of these PIC Q&As except for the availment of the deferral option with respect to the accounting for significant financing component as provided in PIC Q&A No. 2018-12 in its most recent annual consolidated financial statements as of and for the year ended December 31, 2020. As of January 1, 2021, the Group completed the evaluation of the impact which is as follows:

- The mismatch between the POC of the real estate projects and right to an amount of consideration based on the schedule of payments provided for in the contract to sell might constitutes a significant financing component. Adoption of this guidance impacted interest income, interest expense, revenue from real estate sales, contract asset, provision for deferred income tax, deferred income tax asset or liability.

The Group has concluded that the impact to the consolidated financial statements, including the effect on all comparative periods presented, and the opening balance of retained earnings is not significant. The Group adopted the provisions of these PIC Q&As using modified retrospective approach.

- Certain Provisions of PIC Q&A 2018-12, *PFRS 15 Implementation Issues Affecting the Real Estate Industry* (as amended by PIC Q&As 2020-02 and 2020-04)

On June 27, 2018, PIC Q&A 2018-14 was issued providing guidance on accounting for cancellation of real estate sales. Under SEC MC No. 3-2019, the adoption of PIC Q&A



No. 2018-14 was deferred until December 31, 2020. After the deferral period, real estate companies will adopt PIC Q&A No. 2018-14 and any subsequent amendments thereto retrospectively or as the Philippine SEC will later prescribe.

On November 11, 2020, PIC Q&A 2020-05 was issued which supersedes PIC Q&A 2018-14. This PIC Q&A adds a new approach where the cancellation is accounted for as a modification of the contract (i.e., from non-cancellable to being cancellable). Under this approach, revenues and related costs previously recognized shall be reversed in the period of cancellation and the inventory shall be reinstated at cost. PIC Q&A 2020-05 will have to be applied prospectively from approval date of the Financial Reporting Standards Council which was November 11, 2020.

The Group has concluded that the impact to the consolidated financial statements is not significant as its current policy in accounting for the cancellation of real estate sales is aligned with one of the approaches allowed by PIC Q&A 2020-05 where the cumulative amount of previously recognized real estate sales and the related costs of sales are reversed.

New Standards and Interpretation Issued and Effective after December 31, 2021

The Group will adopt the standards enumerated below when these become effective. Except as otherwise indicated, the Group does not expect the adoption of these new and amended PFRSs, PAS and Philippine Interpretations to have significant impact on its consolidated financial statements.

Effective beginning on or after January 1, 2022

- *Amendments to PFRS 3, Reference to the Conceptual Framework*

The amendments are intended to replace a reference to the Framework for the Preparation and Presentation of Financial Statements, issued in 1989, with a reference to the Conceptual Framework for Financial Reporting issued in March 2018 without significantly changing its requirements. The amendments added an exception to the recognition principle of PFRS 3, *Business Combinations* to avoid the issue of potential 'day 2' gains or losses arising for liabilities and contingent liabilities that would be within the scope of PAS 37, *Provisions, Contingent Liabilities and Contingent Assets* or Philippine-IFRIC 21, *Levies*, if incurred separately. At the same time, the amendments add a new paragraph to PFRS 3 to clarify that contingent assets do not qualify for recognition at the acquisition date.

The amendments are applied prospectively.

- *Amendments to PAS 16, Plant and Equipment: Proceeds before Intended Use*

The amendments prohibit entities deducting from the cost of an item of property, plant and equipment, any proceeds from selling items produced while bringing that asset to the location and condition necessary for it to be capable of operating in the manner intended by management. Instead, an entity recognizes the proceeds from selling such items, and the costs of producing those items, in profit or loss.

The amendment must be applied retrospectively to items of property, plant and equipment made available for use on or after the beginning of the earliest period presented when the entity first applies the amendment.



The Group is currently in the process of quantifying the impact of this amendment.

- Amendments to PAS 37, *Onerous Contracts – Costs of Fulfilling a Contract*

The amendments specify which costs an entity needs to include when assessing whether a contract is onerous or loss-making. The amendments apply a “directly related cost approach”. The costs that relate directly to a contract to provide goods or services include both incremental costs and an allocation of costs directly related to contract activities. General and administrative costs do not relate directly to a contract and are excluded unless they are explicitly chargeable to the counterparty under the contract.

The Group will apply these amendments to contracts for which it has not yet fulfilled all its obligations at the beginning of the annual reporting period in which it first applies the amendments.

- *Annual Improvements to PFRSs 2018-2020 Cycle*

- Amendments to PFRS 1, *First-time Adoption of PFRS - Subsidiary as a first-time adopter*

The amendment permits a subsidiary that elects to apply paragraph D16(a) of PFRS 1 to measure cumulative translation differences using the amounts reported by the parent, based on the parent’s date of transition to PFRS. This amendment is also applied to an associate or joint venture that elects to apply paragraph D16(a) of PFRS 1.

The amendment is effective for annual reporting periods beginning on or after January 1, 2022 with earlier adoption permitted.

- Amendments to PFRS 9, *Financial Instruments - Fees in the ‘10 per cent’ test for derecognition of financial liabilities*

The amendment clarifies the fees that an entity includes when assessing whether the terms of a new or modified financial liability are substantially different from the terms of the original financial liability. These fees include only those paid or received between the borrower and the lender, including fees paid or received by either the borrower or lender on the other’s behalf. An entity applies the amendment to financial liabilities that are modified or exchanged on or after the beginning of the annual reporting period in which the entity first applies the amendment.

The amendment is effective for annual reporting periods beginning on or after January 1, 2022 with earlier adoption permitted. The Group will apply the amendments to financial liabilities that are modified or exchanged on or after the beginning of the annual reporting period in which the entity first applies the amendment.

- Amendments to PAS 41, *Agriculture - Taxation in fair value measurements*

The amendment removes the requirement in paragraph 22 of PAS 41 that entities exclude cash flows for taxation when measuring the fair value of assets within the scope of PAS 41.



An entity applies the amendment prospectively to fair value measurements on or after the beginning of the first annual reporting period beginning on or after January 1, 2022 with earlier adoption permitted.

Effective beginning on or after January 1, 2023

- Amendments to PAS 12, *Deferred Tax related to Assets and Liabilities arising from a Single Transaction*

The amendments narrow the scope of the initial recognition exception under PAS 12, so that it no longer applies to transactions that give rise to equal taxable and deductible temporary differences.

The amendments also clarify that where payments that settle a liability are deductible for tax purposes, it is a matter of judgement (having considered the applicable tax law) whether such deductions are attributable for tax purposes to the liability recognized in the financial statements (and interest expense) or to the related asset component (and interest expense).

An entity applies the amendments to transactions that occur on or after the beginning of the earliest comparative period presented for annual reporting periods on or after January 1, 2023.

The Group is currently in the process of quantifying the impact of this amendment in respect of those temporary differences arising from the transactions contemplated by this amendment.

- Amendments to PAS 8, *Definition of Accounting Estimates*

The amendments introduce a new definition of accounting estimates and clarify the distinction between changes in accounting estimates and changes in accounting policies and the correction of errors. Also, the amendments clarify that the effects on an accounting estimate of a change in an input or a change in a measurement technique are changes in accounting estimates if they do not result from the correction of prior period errors.

An entity applies the amendments to changes in accounting policies and changes in accounting estimates that occur on or after January 1, 2023 with earlier adoption permitted.

- Amendments to PAS 1 and PFRS Practice Statement 2, *Disclosure of Accounting Policies*

The amendments provide guidance and examples to help entities apply materiality judgements to accounting policy disclosures. The amendments aim to help entities provide accounting policy disclosures that are more useful by:

- Replacing the requirement for entities to disclose their 'significant' accounting policies with a requirement to disclose their 'material' accounting policies, and
- Adding guidance on how entities apply the concept of materiality in making decisions about accounting policy disclosures



The amendments to the Practice Statement provide non-mandatory guidance. Meanwhile, the amendments to PAS 1 are effective for annual periods beginning on or after January 1, 2023. Early application is permitted as long as this fact is disclosed.

Effective beginning on or after January 1, 2024

- Amendments to PAS 1, *Classification of Liabilities as Current or Non-current*

The amendments clarify paragraphs 69 to 76 of PAS 1, *Presentation of Financial Statements*, to specify the requirements for classifying liabilities as current or non-current. The amendments clarify:

- What is meant by a right to defer settlement
- That a right to defer must exist at the end of the reporting period
- That classification is unaffected by the likelihood that an entity will exercise its deferral right
- That only if an embedded derivative in a convertible liability is itself an equity instrument would the terms of a liability not impact its classification

The amendments are effective for annual reporting periods beginning on or after January 1, 2023 and must be applied retrospectively. However, in November 2021, the International Accounting Standards Board (IASB) tentatively decided to defer the effective date to no earlier than January 1, 2024. The Group is currently assessing the impact the amendments will have on current practice.

Effective beginning on or after January 1, 2025

- PFRS 17, *Insurance Contracts*

PFRS 17 is a comprehensive new accounting standard for insurance contracts covering recognition and measurement, presentation and disclosure. Once effective, PFRS 17 will replace PFRS 4, *Insurance Contracts*. This new standard on insurance contracts applies to all types of insurance contracts (i.e., life, non-life, direct insurance and re-insurance), regardless of the type of entities that issue them, as well as to certain guarantees and financial instruments with discretionary participation features. A few scope exceptions will apply.

The overall objective of PFRS 17 is to provide an accounting model for insurance contracts that is more useful and consistent for insurers. In contrast to the requirements in PFRS 4, which are largely based on grandfathering previous local accounting policies, PFRS 17 provides a comprehensive model for insurance contracts, covering all relevant accounting aspects. The core of PFRS 17 is the general model, supplemented by:

- A specific adaptation for contracts with direct participation features (the variable fee approach)
- A simplified approach (the premium allocation approach) mainly for short-duration contracts

On December 15, 2021, the FRSC amended the mandatory effective date of PFRS 17 from January 1, 2023 to January 1, 2025. This is consistent with Circular Letter No. 2020-62 issued by



the Insurance Commission which deferred the implementation of PFRS 17 by two (2) years after its effective date as decided by the IASB.

PFRS 17 is effective for reporting periods beginning on or after January 1, 2025, with comparative figures required. Early application is permitted.

Deferred effectivity

- Amendments to PFRS 10, *Consolidated Financial Statements*, and PAS 28, *Sale or Contribution of Assets between an Investor and its Associate or Joint Venture*

The amendments address the conflict between PFRS 10 and PAS 28 in dealing with the loss of control of a subsidiary that is sold or contributed to an associate or joint venture. The amendments clarify that a full gain or loss is recognized when a transfer to an associate or joint venture involves a business as defined in PFRS 3. Any gain or loss resulting from the sale or contribution of assets that does not constitute a business, however, is recognized only to the extent of unrelated investors' interests in the associate or joint venture.

On January 13, 2016, the Financial Reporting Standards Council deferred the original effective date of January 1, 2016 of the said amendments until the International Accounting Standards Board (IASB) completes its broader review of the research project on equity accounting that may result in the simplification of accounting for such transactions and of other aspects of accounting for associates and joint ventures.

Summary of Significant Accounting Policies

Business Combination and Goodwill

Business combinations are accounted for using the acquisition method. The cost of an acquisition is measured as the aggregate of the consideration transferred, measured at acquisition date fair value and the amount of any non-controlling interest in the acquiree. For each business combination, the acquirer measures the noncontrolling interest in the acquiree pertaining to instruments that represent present ownership interests and entitle their holders to a proportionate share of the net assets in the event of liquidation either at fair value or at the proportionate share of the acquiree's identifiable net assets. All other components of non-controlling interest are measured at fair value unless another measurement basis is required by PFRS. Acquisition costs incurred are expensed and included in administrative expenses.

When the Group acquires a business, it assesses the financial assets and liabilities assumed for appropriate classification and designation in accordance with the contractual terms, economic circumstances and pertinent conditions as at the acquisition date. This includes the separation of embedded derivatives in host contracts by the acquiree.

If the business combination is achieved in stages, the acquisition date fair value of the acquirer's previously held equity interest in the acquiree is remeasured to fair value at the acquisition date through profit or loss.

Any contingent consideration to be transferred by the acquirer will be recognized at fair value at the acquisition date. Subsequent changes to the fair value of the contingent consideration which is deemed to be an asset or liability that is within the scope of PFRS 9 will be recognized either in profit



or loss or as a change to other comprehensive income. If the contingent consideration is classified as equity, it should not be remeasured until it is finally settled within equity.

Goodwill is initially measured at cost being the excess of the aggregate of the consideration transferred and the amount recognized for non-controlling interest (based on the proportionate share of the Group in the identifiable net assets of the acquiree) over the Group's interest in the fair values of the net identifiable assets acquired and liabilities assumed. If this consideration is lower than the fair value of the net assets of the subsidiary acquired, the difference is recognized as "bargain purchase gain" in the consolidated statement of income.

After initial recognition, goodwill is measured at cost less any accumulated impairment losses. For the purpose of impairment testing, goodwill acquired in a business combination is, from the acquisition date, allocated to each of the Group's cash-generating units that are expected to benefit from the combination, irrespective of whether other assets or liabilities of the acquiree are assigned to those units.

Where goodwill forms part of a cash-generating unit and part of the operation within that unit is disposed of, the goodwill associated with the operation disposed of is included in the carrying amount of the operation when determining the gain or loss on disposal of the operation. Goodwill disposed of in this circumstance is measured based on the relative values of the operation disposed of and the portion of the cash-generating unit retained.

Impairment of goodwill

Following initial recognition, goodwill is measured at cost less any accumulated impairment losses. Goodwill is reviewed for impairment, annually or more frequently, if events or changes in circumstances indicate that the carrying value may be impaired.

For the purpose of impairment testing, goodwill acquired in a business combination is, from the acquisition date, allocated to each of the Group's cash-generating units, or groups of cash-generating units, that are expected to benefit from the synergies of the combination, irrespective of whether other assets or liabilities of the Group are assigned to those units or groups of units.

Impairment is determined by assessing the recoverable amount of the cash-generating unit (group of cash-generating units), to which the goodwill relates. Where the recoverable amount of the cash-generating unit (group of cash-generating units) is less than the carrying amount, an impairment loss is recognized.

Common control business combination

Business combination of entities under common control is accounted for similar to pooling of interest method, which is scoped out of PFRS 3. Under the pooling of interest method, any excess of acquisition cost over the net asset value of the acquired entity is recorded in equity.

Current versus Noncurrent Classification

The Group presents assets and liabilities in the consolidated balance sheet based on current/noncurrent classification. An asset is current when it is:

- Expected to be realized or intended to be sold or consumed in normal operating cycle
- Held primarily for the purpose of trading



- Expected to be realized within twelve months after the reporting period or
- Cash or cash equivalent unless restricted from being exchanged or used to settle a liability for a least twelve months after reporting period

All other assets are classified as noncurrent.

A liability is current when:

- It is expected to be settled in normal operating cycle
- It is held primarily for the purpose of trading
- It is due to be settled within twelve months after the reporting period or
- There is no unconditional right to defer settlement of the liability for at least twelve months after the reporting period

All other liabilities are classified as noncurrent.

Deferred income tax assets and liabilities are classified as non-current assets and liabilities.

Fair Value Measurement

Fair value is the price that would be received to sell an asset or paid to transfer a liability in an orderly transaction between market participants at the measurement date. The fair value measurement is based on the presumption that the transaction to sell the asset or transfer the liability takes place either:

- In the principal market for the asset or liability, or
- In the absence of a principal market, in the most advantageous market for the asset or liability.

The principal or the most advantageous market must be accessible to by the Group.

The fair value of an asset or a liability is measured using the assumptions that market participants would use when pricing the asset or liability, assuming that market participants act in their economic best interest.

A fair value measurement of a non-financial asset takes into account a market participant's ability to generate economic benefits by using the asset in its highest and best use or by selling it to another market participant that would use the asset in its highest and best use.

The Group uses valuation techniques that are appropriate in the circumstances and for which sufficient data are available to measure fair value, maximizing the use of relevant observable inputs and minimizing the use of unobservable inputs.

All assets and liabilities for which fair value is measured or disclosed in the consolidated financial statements are categorized within the fair value hierarchy, described as follows, based on the lowest level input that is significant to the fair value measurement as a whole:

- Level 1 - Quoted (unadjusted) market prices in active markets for identical assets or liabilities
- Level 2 - Valuation techniques for which the lowest level input that is significant to the fair value measurement is directly or indirectly observable
- Level 3 - Valuation techniques for which the lowest level input that is significant to the fair value measurement is unobservable



For assets and liabilities that are recognized in the consolidated financial statements on a recurring basis, the Group determines whether transfers have occurred between Levels in the hierarchy by re-assessing categorization (based on the lowest level input that is significant to the fair value measurement as a whole) at the end of each reporting period.

For the purpose of fair value disclosures, the Group has determined classes of assets and liabilities on the basis of the nature, characteristics and risks of the asset or liability and the level of the fair value hierarchy as explained above.

The Group's valuation team (the Team) determines the policies and procedures for fair value measurement of its investment properties. External valuers (the Valuers) are involved in the periodic valuation of these assets. The respective subsidiary's Team decides the selection of the Valuers after discussion with and approval by its Chief Financial Officer (CFO). Selection criteria include market knowledge, reputation, independence and whether professional standards are maintained. The Team also determines, after discussions with the chosen valuers, which valuation techniques and inputs to use for each case.

At each balance sheet date, the Team analyzes the movements in the values of the investment properties which are required to be re-measured or re-assessed in accordance with the subsidiary's accounting policies. The Team, in coordination with the Valuers, also compares each of the changes in the fair value of each property with relevant external sources to determine whether the change is reasonable.

On the re-appraisal year, the Team and Valuers present the valuation results and the major assumptions used in the valuation to its CFO.

Investments in Associates and Joint Ventures

An associate is an entity over which the Group has significant influence. Significant influence is the power to participate in the financial and operating policy decisions of the investee, but is not control or joint control over those policies.

A joint venture is a type of joint arrangement whereby the parties that have joint control of the arrangement have rights to the net assets of the joint venture. Joint control is the contractually agreed sharing of control of an arrangement, which exists only when decisions about the relevant activities require unanimous consent of the parties sharing control.

The considerations made in determining significant influence or joint control are similar to those necessary to determine control over subsidiaries.

The Group's investments in its associates and joint ventures are accounted for using the equity method.

Under the equity method, the investment in an associate or a joint venture is initially recognized at cost. The carrying amount of the investment is adjusted to recognize changes in the Group's share of net assets of the associate or joint venture since the acquisition date. Goodwill relating to the associate or joint venture is included in the carrying amount of the investment and is neither amortized nor individually tested for impairment.



The consolidated statement of income reflects the Group's share of the results of operations of the associate or joint venture. Any change in other comprehensive income of those investees is presented as part of the Group's other comprehensive income. In addition, when there has been a change recognized directly in the equity of the associate or joint venture, the Group recognizes its share of any changes, when applicable, in the consolidated statement of changes in equity. Unrealized gains and losses resulting from transactions between the Group and the associate or joint venture are eliminated to the extent of the interest in the associate or joint venture.

The aggregate of the Group's share in the profit or loss of an associate and a joint venture is shown on the face of the consolidated statement of income outside operating profit and represents profit or loss after tax and non-controlling interests in the subsidiaries of the associate or joint venture.

The financial statements of the associate or joint venture are prepared for the same reporting period as the Group. When necessary, adjustments are made to bring the accounting policies in line with those of the Group.

After application of the equity method, the Group determines whether it is necessary to recognize an impairment loss on its investment in its associate or joint venture. At each balance sheet date, the Group determines whether there is objective evidence that the investment in the associate or joint venture is impaired. If there is such evidence, the Group calculates the amount of impairment as the difference between the recoverable amount of the associate or joint venture and its carrying value and recognizes the loss in the consolidated statement of income.

Upon loss of significant influence over the associate or joint control over the joint venture, the Group measures and recognizes any retained investment at its fair value. Any difference between the carrying amount of the associate or joint venture upon loss of significant influence or joint control and the fair value of the retained investment and proceeds from disposal is recognized in consolidated statement of income.

Interest in Joint Operations

A joint arrangement is classified as a joint operation if the parties with joint control have rights to the assets and obligations for the liabilities of the arrangement. For interest in joint operations, the Group recognizes:

- assets, including its share of any assets held jointly;
- liabilities, including its share of any liabilities incurred jointly;
- revenue from the sale of its share of the output arising from the joint operation;
- share of the revenue from the sale of the output by the joint operation; and
- expenses, including its share of any expenses incurred jointly.

The accounting and measurement for each of these items is in accordance with the applicable PFRSs.

Foreign Currency Translation

The consolidated financial statements are presented in Philippine peso, which is the Company's functional and presentation currency. Each entity in the Group determines its own functional currency and items included in the financial statements of each entity are measured using that functional currency. Transactions in foreign currencies are initially recorded in the functional currency at the rate ruling at the date of the transaction. Monetary assets and liabilities



denominated in foreign currencies are retranslated at the functional currency rate of exchange ruling at the balance sheet date. All differences are taken to the consolidated statement of income.

Non-monetary items that are measured in terms of historical cost in a foreign currency are translated using the exchange rates as at the dates of the initial transactions. Non-monetary items measured at fair value in a foreign currency are translated using the exchange rates at the date when the fair value was determined.

As at the balance sheet date, the assets and liabilities of subsidiaries and associates whose functional currencies are not the Philippine peso, are translated into the Group's presentation currency at the rate of exchange ruling at the balance sheet date, and their statements of income are translated at the weighted average exchange rates for the year. The exchange differences arising on the translation are taken directly to other comprehensive income as cumulative translation adjustment. On disposal of any of these subsidiaries or associates, the cumulative translation adjustment recognized in other comprehensive income relating to the disposed entity is recognized in the consolidated statement of income.

Cash and Cash Equivalents

Cash and cash equivalents in the consolidated balance sheet consist of cash on hand and with banks, and short-term, highly liquid investments that are readily convertible to known amounts of cash and subject to insignificant risk of changes in value. They are held for the purpose of meeting short-term cash commitments rather than for investment or other purposes.

For the purpose of the consolidated statement of cash flows, cash and cash equivalents consist of cash and cash equivalents as defined above, net of outstanding bank overdrafts.

Financial Instruments - Classification and Measurement

Classification of financial assets

Financial assets are classified in their entirety based on the contractual cash flows characteristics of the financial assets and the Group's business model for managing the financial assets. The Group classifies its financial assets into the following measurement categories:

- financial assets measured at amortized cost
- financial assets measured at fair value through profit or loss (FVTPL)
- financial assets measured at fair value through other comprehensive income (FVOCI), where cumulative gains or losses previously recognized are reclassified to profit or loss
- financial assets measured at fair value through other comprehensive income, where cumulative gains or losses previously recognized are not reclassified to profit or loss

Contractual cash flows characteristics

If the financial asset is held within a business model whose objective is to hold assets to collect contractual cash flows or within a business model whose objective is achieved by both collecting contractual cash flows and selling financial assets, the Group assesses whether the cash flows from the financial asset represent solely payment of principal and interest (SPPI) on the principal amount outstanding.

In making this assessment, the Group determines whether the contractual cash flows are consistent with a basic lending arrangement, i.e., interest includes consideration only for the time value of money, credit risk and other basic lending risks and costs associated with holding the financial asset



for a particular period of time. In addition, interest can include a profit margin that is consistent with a basic lending arrangement. The assessment as to whether the cash flows meet the test is made in the currency in which the financial asset is denominated. Any other contractual terms that introduce exposure to risks or volatility in the contractual cash flows that is unrelated to a basic lending arrangement, such as exposure to changes in equity prices or commodity prices, do not give rise to contractual cash flows that are SPPI on the principal amount outstanding.

Business model

The Group's business model is determined at a level that reflects how groups of financial assets are managed together to achieve a particular business objective. The Group's business model does not depend on management's intentions for an individual instrument.

The Group's business model refers to how it manages its financial assets in order to generate cash flows. The Group's business model determines whether cash flows will result from collecting contractual cash flows, selling financial assets or both. Relevant factors considered by the Group in determining the business model for a group of financial assets include how the performance of the business model and the financial assets held within that business model are evaluated and reported to the Group's key management personnel, the risks that affect the performance of the business model (and the financial assets held within that business model) and how these risks are managed and how managers of the business are compensated.

Financial assets at amortized cost

A financial asset is measured at amortized cost if (i) it is held within a business model whose objective is to hold financial assets in order to collect contractual cash flows and (ii) the contractual terms of the financial asset give rise on specified dates to cash flows that are SPPI on the principal amount outstanding. These financial assets are initially recognized at fair value plus directly attributable transaction costs and subsequently measured at amortized cost using the EIR method, less any impairment in value. Amortized cost is calculated by taking into account any discount or premium on acquisition and fees and costs that are an integral part of the EIR. The amortization is included in 'Interest income' in the consolidated statement of income and is calculated by applying the EIR to the gross carrying amount of the financial asset, except for (i) purchased or originated credit-impaired financial assets and (ii) financial assets that have subsequently become credit-impaired, where, in both cases, the EIR is applied to the amortized cost of the financial asset. Losses arising from impairment are recognized in 'Provision for credit and impairment losses' in the consolidated statement of income.

The Group's debt financial assets as of December 31, 2021 and 2020 consist of cash in banks, including restricted cash, cash equivalents, trade and other receivables and the Power Sector Assets and Liabilities Management Corporation (PSALM) deferred adjustment - net of current portion included in "Other noncurrent assets" in the consolidated balance sheet. The Group assessed that the contractual cash flows of its debt financial assets are SPPI and are expected to be held to collect all contractual cash flows until their maturity. As a result, the Group concluded these debt financial assets to be measured at amortized cost.

Financial assets at FVOCI

A financial asset is measured at FVOCI if (i) it is held within a business model whose objective is achieved by both collecting contractual cash flows and selling financial assets and (ii) its contractual terms give rise on specified dates to cash flows that are SPPI on the principal amount outstanding.



These financial assets are initially recognized at fair value plus directly attributable transaction costs and subsequently measured at fair value. Gains and losses arising from changes in fair value are included in other comprehensive income within a separate component of equity. Impairment losses or reversals, interest income and foreign exchange gains and losses are recognized in profit and loss until the financial asset is derecognized. Upon derecognition, the cumulative gain or loss previously recognized in other comprehensive income is reclassified from equity to profit or loss. This reflects the gain or loss that would have been recognized in profit or loss upon derecognition if the financial asset had been measured at amortized cost. Impairment is measured based on the expected credit loss (ECL) model.

The Group may also make an irrevocable election to measure at FVOCI on initial recognition investments in equity instruments that are neither held for trading nor contingent consideration recognized in a business combination in accordance with PFRS 3. Amounts recognized in OCI are not subsequently transferred to profit or loss. However, the Group may transfer the cumulative gain or loss within equity. Dividends on such investments are recognized in profit or loss, unless the dividend clearly represents a recovery of part of the cost of the investment.

Dividends are recognized in profit or loss only when:

- the Group's right to receive payment of the dividend is established
- it is probable that the economic benefits associated with the dividend will flow to the Group; and
- the amount of the dividend can be measured reliably.

Financial assets at FVTPL

Financial assets at FVTPL are measured at unless these are measured at amortized cost or at FVOCI. Included in this classification are equity investments held for trading and debt instruments with contractual terms that do not represent solely payments of principal and interest. Financial assets held at FVTPL are initially recognized at fair value, with transaction costs recognized in the statement of income as incurred. Subsequently, they are measured at fair value and any gains or losses are recognized in the consolidated statement of income.

Additionally, even if the asset meets the amortized cost or the FVOCI criteria, the Group may choose at initial recognition to designate the financial asset at FVTPL if doing so eliminates or significantly reduces a measurement or recognition inconsistency (an accounting mismatch) that would otherwise arise from measuring financial assets on a different basis.

Trading gains or losses are calculated based on the results arising from trading activities of the Group, including all gains and losses from changes in fair value for financial assets and financial liabilities at FVTPL, and the gains or losses from disposal of financial investments.

The Group's investments in quoted equity securities and in unquoted equity shares are measured at FVTPL as of December 31, 2021 and 2020.

Classification of financial liabilities

Financial liabilities are measured at amortized cost, except for the following:

- financial liabilities measured at FVTPL
- financial liabilities that arise when a transfer of a financial asset does not qualify for derecognition or when the Group retains continuing involvement



- financial guarantee contracts
- commitments to provide a loan at a below-market interest rate
- contingent consideration recognized by an acquirer in accordance with PFRS 3

A financial liability may be designated at fair value through profit or loss if it eliminates or significantly reduces a measurement or recognition inconsistency (an accounting mismatch) or:

- if a host contract contains one or more embedded derivatives; or
- if a group of financial liabilities or financial assets and liabilities is managed and its performance evaluated on a fair value basis in accordance with a documented risk management or investment strategy.

Where a financial liability is designated at FVTPL, the movement in fair value attributable to changes in the Group's own credit quality is calculated by determining the changes in credit spreads above observable market interest rates and is presented separately in other comprehensive income. The Group's financial liabilities measured at amortized cost (which was initially recognized at fair value net of directly attributable transaction costs) as of December 31, 2021 and 2020 include trade and other payables, customers' deposits, bank loans, lease liabilities, long-term obligation on PDS and long-term debts (see Note 36).

Reclassifications of financial instruments

The Group reclassifies its financial assets when, and only when, there is a change in the business model for managing the financial assets. Reclassifications shall be applied prospectively by the Group and any previously recognized gains, losses or interest shall not be restated. The Group does not reclassify its financial liabilities.

The Group does not reclassify its financial assets when:

- A financial asset that was previously a designated and effective hedging instrument in a cash flow hedge or net investment hedge no longer qualifies as such;
- A financial asset becomes a designated and effective hedging instrument in a cash flow hedge or net investment hedge; and
- There is a change in measurement on credit exposures measured at FVTPL.

Derivative Financial Instruments

Derivative financial instruments, including embedded derivatives, are initially recognized at fair value on the date in which a derivative transaction is entered into or bifurcated, and are subsequently remeasured at FVPL, unless designated as effective hedge. Changes in fair values of derivative instruments not accounted as hedges are recognized immediately in the consolidated statement of income. Derivatives are carried as assets when the fair value is positive and as liabilities when the fair value is negative.

An embedded derivative within a financial asset host is not accounted for separately. The financial asset host together with the embedded derivative is required to be classified in its entirety as either at amortized cost or at fair value depending on whether the cash flows of the hybrid contract are solely payments of principal and interest and the assessment of the business model within which the financial asset is held. On the other hand, an embedded derivative with a financial liability or a non-financial host is separated from the host and accounted for as a separate derivative if: its economic characteristics and risks are not closely related to the host; a separate instrument with the same



terms as the embedded derivative would meet the definition of a derivative; and the hybrid contract is not measured at fair value through profit or loss.

Separated embedded derivatives are measured at fair value with changes in fair value recognized in profit or loss. Reassessment only occurs if there is either a change in the terms of the contract that significantly modified the cash flows that would otherwise be required or a reclassification of a financial asset out of the fair value through profit or loss category.

The Group uses derivative financial instruments, such as foreign currency forward, IRS and commodity swap contracts to hedge its foreign currency risks, interest rate risks and commodity price risks, respectively.

For the purpose of hedge accounting, the Group's hedges are classified as cash flow hedges. Hedges are classified as cash flow hedge when hedging the exposure to variability in cash flows that is either attributable to a particular risk associated with a recognized asset or liability or a highly probable forecast transaction or the foreign currency risk in an unrecognized firm commitment.

At the inception of a hedge relationship, the Group formally designates and documents the hedge relationship to which it wishes to apply hedge accounting and the risk management objective and strategy for undertaking the hedge.

The documentation includes identification of the hedging instrument, the hedged item, the nature of the risk being hedged and how the Group will assess whether the hedging relationship meets the hedge effectiveness requirements (including the analysis of sources of hedge ineffectiveness and how the hedge ratio is determined). A hedging relationship qualifies for hedge accounting if it meets all of the following effectiveness requirements:

- There is 'an economic relationship' between the hedged item and the hedging instrument.
- The effect of credit risk does not 'dominate the value changes' that result from that economic relationship.
- The hedge ratio of the hedging relationship is the same as that resulting from the quantity of the hedged item that the Company actually hedges and the quantity of the hedging instrument that the Company actually uses to hedge that quantity of hedged item.

The Group's hedges that meet all the qualifying criteria for hedge accounting are accounted for, as described below:

Cash flow hedges

The effective portion of the gain or loss on the hedging instrument is recognized in OCI in the cash flow hedge reserve, while any ineffective portion is recognized immediately in profit or loss. The cash flow hedge reserve is adjusted to the lower of the cumulative gain or loss on the hedging instrument and the cumulative change in fair value of the hedged item.

The Group uses foreign currency forward contracts as hedges of its exposure to foreign currency risk in forecast transactions, as well as commodity swap contracts for its exposure to volatility in the commodity prices. The ineffective portion relating to foreign currency forward contracts and the commodity contracts are recognized in other operating income or expenses as realized gain or loss on derivative instruments.



The Group designated all of the foreign currency forward and commodity swap contracts as hedging instrument. The amounts accumulated in OCI are accounted for, depending on the nature of the underlying hedged transaction. If the hedged transaction subsequently results in the recognition of a nonfinancial item, the amount accumulated in equity is removed from the separate component of equity and included in the initial cost or other carrying amount of the hedged asset or liability. This is not a reclassification adjustment and will not be recognized in OCI for the period. This also applies where the hedged forecast transaction of a nonfinancial asset or nonfinancial liability subsequently becomes a firm commitment for which fair value hedge accounting is applied.

For any other cash flow hedges, the amount accumulated in OCI is reclassified to the consolidated statement of income as a reclassification adjustment in the same period or periods during which the hedged cash flows affect profit or loss.

If cash flow hedge accounting is discontinued, the amount that has been accumulated in OCI must remain in OCI if the hedged future cash flows are still expected to occur. Otherwise, the amount will be immediately reclassified to profit or loss as a reclassification adjustment. After discontinuation, once the hedged cash flow occurs, any amount remaining in OCI must be accounted for depending on the nature of the underlying transaction as described above.

Classification of Financial Instruments Between Liability and Equity

Financial instruments are classified as liabilities or equity in accordance with the substance of the contractual arrangement. Interest, dividends, gains and losses relating to a financial instrument or a component that is a financial liability, are reported as expense or income. Distributions to holders of financial instruments classified as equity are charged directly to equity, net of any related income tax benefits.

A financial instrument is classified as liability if it provides for a contractual obligation to:

- deliver cash or another financial asset to another entity;
- exchange financial assets or financial liabilities with another entity under conditions that are potentially unfavorable to the Group; or
- satisfy the obligation other than by the exchange of a fixed amount of cash or another financial asset for a fixed number of its own equity shares.

If the Group does not have an unconditional right to avoid delivering cash or another financial asset to settle its contractual obligation, the obligation meets the definition of a financial liability.

The components of issued financial instruments that contain both liability and equity elements are accounted for separately, with the equity component being assigned the residual amount after deducting from the instrument as a whole the amount separately determined as the fair value of the liability component on the date of issue.

Derecognition of Financial Assets and Liabilities

Financial assets

A financial asset (or, where applicable a part of a financial asset or part of a group of similar financial assets) is derecognized when, and only when:

- the rights to receive cash flows from the asset expires;



- the Group retains the right to receive cash flows from the asset, but has assumed an obligation to pay them in full without material delay to a third party under a 'pass-through' arrangement; or
- the Group has transferred its rights to receive cash flows from the asset and either (a) has transferred substantially all the risks and rewards of the asset, or (b) has neither transferred nor retained substantially all the risks and rewards of the asset, but has transferred control of the asset.

When the Group retains the contractual rights to receive the cash flows of a financial asset but assumes a contractual obligation to pay those cash flows to one or more entities, the Group treats the transaction as a transfer of a financial asset if the Group:

- has no obligation to pay amounts to the eventual recipients unless it collects equivalent amounts from the original asset;
- is prohibited by the terms of the transfer contract from selling or pledging the original asset other than as security to the eventual recipients for the obligation to pay them cash flows; and
- has an obligation to remit any cash flows it collects on behalf of the eventual recipients without material delay.

In transactions where the Group neither transfers nor retains substantially all the risks and rewards of ownership of the financial asset and it retains control over the financial asset, the financial asset is recognized to the extent of the Group's continuing involvement in the financial asset. The extent of the Group's continuing involvement in the transferred asset is the extent to which it is exposed to changes in the value of the transferred asset. When the Group's continuing involvement takes the form of guaranteeing the transferred asset, the extent of the Group's continuing involvement is the lower of (i) the amount of the asset and (ii) the maximum amount of the consideration received that the Group could be required to repay ('the guarantee amount'). When the Group's continuing involvement takes the form of a written or purchased option (or both) on the transferred asset, the extent of the Group's continuing involvement is the amount of the transferred asset that the Group may repurchase. However, in the case of a written put option on an asset that is measured at fair value, the extent of the Group's continuing involvement is limited to the lower of the fair value of the transferred asset and the option exercise price. When the Group's continuing involvement takes the form of a cash-settled option or similar provision on the transferred asset, the extent of the Group's continuing involvement is measured in the same way as that which results from non-cash settled options.

Modification of contractual cash flows

When the contractual cash flows of a financial asset are renegotiated or otherwise modified and the renegotiation or modification does not result in the derecognition of that financial asset, the Group recalculates the gross carrying amount of the financial asset as the present value of the renegotiated or modified contractual cash flows discounted at the original EIR (or credit-adjusted EIR for purchased or originated credit-impaired financial assets) and recognizes a modification gain or loss in the consolidated statement of income.

When the modification of a financial asset results in the derecognition of the existing financial asset and the subsequent recognition of the modified financial asset, the modified asset is considered a 'new' financial asset. Accordingly, the date of the modification shall be treated as the date of initial



recognition of that financial asset when applying the impairment requirements to the modified financial asset.

Financial liabilities

A financial liability (or a part of a financial liability) is derecognized when the obligation under the liability is discharged, cancelled or has expired. Where an existing financial liability is replaced by another from the same lender on substantially different terms, or the terms of an existing liability or a part of it are substantially modified, such an exchange or modification is treated as a derecognition of the original financial liability and the recognition of a new financial liability, and the difference in the respective carrying amounts is recognized in the consolidated statement of income.

Impairment of Financial Assets

The Group recognizes ECL for the following financial assets that are not measured at FVTPL:

- debt instruments that are measured at amortized cost and FVOCI;
- loan commitments; and
- financial guarantee contracts.

No ECL is recognized on equity investments.

ECLs are measured in a way that reflects the following:

- an unbiased and probability-weighted amount that is determined by evaluating a range of possible outcomes;
- the time value of money; and
- reasonable and supportable information that is available without undue cost or effort at the balance sheet date about past events, current conditions and forecasts of future economic conditions.

Financial assets migrate through the following three stages based on the change in credit quality since initial recognition:

Stage 1: 12-month ECL

For credit exposures where there have not been significant increases in credit risk since initial recognition and that are not credit-impaired upon origination, the portion of lifetime ECLs that represent the ECLs that result from default events that are possible within the 12-months after the balance sheet date are recognized.

Stage 2: Lifetime ECL - not credit-impaired

For credit exposures where there have been significant increases in credit risk since initial recognition on an individual or collective basis but are not credit-impaired, lifetime ECLs representing the ECLs that result from all possible default events over the expected life of the financial asset are recognized.

Stage 3: Lifetime ECL - credit-impaired

Financial assets are credit-impaired when one or more events that have a detrimental impact on the estimated future cash flows of those financial assets have occurred. For these credit exposures, lifetime ECLs are recognized and interest revenue is calculated by applying the credit-adjusted EIR to the amortized cost of the financial asset.



Loss allowances are recognized based on 12-month ECL for debt investment securities that are assessed to have low credit risk at the balance sheet date. A financial asset is considered to have low credit risk if:

- the financial instrument has a low risk of default
- the borrower has a strong capacity to meet its contractual cash flow obligations in the near term
- adverse changes in economic and business conditions in the longer term may, but will not necessarily, reduce the ability of the borrower to fulfil its contractual cash flow obligations.

The Group considers a debt investment security to have low credit risk when its credit risk rating is equivalent to the globally understood definition of 'investment grade', or when the exposure is less than 30 days past due.

Determining the stage for impairment

At each balance sheet date, the Group assesses whether there has been a significant increase in credit risk for financial assets since initial recognition by comparing the risk of default occurring over the expected life between the balance sheet date and the date of initial recognition. The Group considers reasonable and supportable information that is relevant and available without undue cost or effort for this purpose. This includes quantitative and qualitative information and forward-looking analysis.

An exposure will migrate through the ECL stages as asset quality deteriorates. If, in a subsequent period, asset quality improves and also reverses any previously assessed significant increase in credit risk since origination, then the loss allowance measurement reverts from lifetime ECL to 12-months ECL.

The simplified approach, where changes in credit risk are not tracked and loss allowances are measured at amounts equal to lifetime ECL, is applied to trade receivables. The Group has established a provision matrix for customer segments that is based on historical credit loss experience, adjusted for forward-looking factors specific to the debtors and the economic environment.

Financial Guarantee Contracts and Loan Commitments

Financial guarantees are contracts issued by the Group that require it to make specified payments to reimburse the holder for a loss it incurs because a specified debtor fails to make payment when due in accordance with the original or modified terms of a debt instrument.

Financial guarantees are initially recognized in the consolidated financial statements at fair value. Subsequently, these are measured at the higher of:

- the amount of the loss allowance determined in accordance with the ECL model; and
- the amount initially recognized less, when appropriate, the cumulative amount of income recognized in accordance with the principles of PFRS 15.

Loan commitments provided by the Group are measured as the amount of the loss allowance. The Group has not provided any commitment to provide loans that can be settled net in cash or by delivering or issuing another financial instrument or that are issued at below-market interest rates.

For loan commitments and financial guarantee contracts, the loss allowance is recognized as a provision. However, for financial instruments that include both a loan and an undrawn commitment



(i.e. loan commitment) component where the Group cannot separately identify the expected credit losses on the loan commitment component from those on the loan component, the expected credit losses on the loan commitment should be recognized together with the loss allowance for the loan. To the extent that the combined expected credit losses exceed the gross carrying amount of the financial asset, the expected credit losses should be recognized as a provision.

Offsetting Financial Instruments

Financial assets and financial liabilities are offset and the net amount is reported in the consolidated balance sheet if, and only if, there is a currently enforceable legal right to offset the recognized amounts and there is an intention to settle on a net basis, or to realize the asset and settle the liability simultaneously. This is generally not the case with master netting agreements, and the related assets and liabilities are presented at gross in the consolidated balance sheet.

Redeemable Preferred Shares (RPS)

The component of the RPS that exhibits characteristics of a liability is recognized as a liability in the consolidated balance sheet, net of transaction costs. The corresponding dividends on those shares are charged as interest expense in the consolidated statement of income. On issuance of the RPS, the fair value of the liability component is determined using a market rate for an equivalent non-convertible bond; and this amount is carried as a long-term liability on the amortized cost basis until extinguished on redemption.

Inventories

Inventories are valued at the lower of cost and net realizable value (NRV). Costs incurred in bringing each product to its present location and condition are accounted for as follows:

Wheat grains and trading inventories	– purchase cost on a specific identification basis
Other raw materials and production supplies, materials, parts and supplies	– purchase cost on a moving average method
Finished goods and work in progress	– cost of direct materials, labor and a portion of manufacturing overhead based on normal operating capacity but excluding borrowing costs
Fuel	– purchase cost on a first-in, first-out basis

NRV of wheat grains and other raw materials and finished goods is the estimated selling price in the ordinary course of business, less estimated costs of completion and the estimated costs necessary to make the sale. NRV of fuel and materials, parts and supplies is the current replacement costs. An allowance for inventory losses and inventory shrinkage is provided, when necessary, based on management's review of inventory turnover in accordance with prescribed policies.

Real estate inventories

Real estate inventories include land, land and land improvements and residential lots for sale. Real estate inventories are carried at the lower of cost and NRV (i.e., estimated selling price less estimated costs to complete and sell). Cost includes costs incurred for the acquisition, development and improvement of the properties. The costs of inventory recognized in the consolidated



statement of income is determined with reference to the specific costs incurred on the real estate sold and an allocation on a pro-rata basis on any non-specific costs.

Land and Improvements

Land and improvements consist of properties for future development and are carried at the lower of cost and NRV. NRV is the estimated selling price in the ordinary course of business, less estimated cost of completion and estimated costs necessary to make the sale. Cost includes those costs incurred for development and improvement of the properties. Cost of land and improvements is transferred to real estate inventories upon commencement of the real estate project.

Agricultural Activity

Agricultural produce

Agricultural produce (livestock and poultry) are measured at fair value less estimated costs to sell at point of harvest.

Biological assets

Biological assets are measured on initial recognition, and at each balance sheet date, at fair value less estimated costs to sell except when, on initial recognition, market-determined prices or values are not available and for which alternative estimates of fair value are determined to be clearly unreliable. In such cases, those biological assets are measured at accumulated costs less any accumulated depreciation and any accumulated impairment losses. Once the fair value of such biological assets becomes reliably measurable, those biological assets are measured at fair value less estimated costs to sell.

Gains or losses arising on initial recognition of a biological asset (for market hogs, piglets, growing stock, broilers and others) at fair value less estimated costs to sell and from changes in their fair values less estimated costs to sell are included in the consolidated statement of income for the period in which they arise.

Biological assets measured at fair value less estimated costs to sell continue to be measured as such until disposed. Expenditures on biological assets subsequent to initial recognition, excluding the costs of day-to-day servicing, are capitalized.

Property, Plant and Equipment

Except for land, property, plant and equipment are stated at cost, excluding the costs of day-to-day servicing, less accumulated depreciation and any accumulated impairment in value. The initial cost of property, plant and equipment comprises its purchase price, including import duties, if any, and nonrefundable taxes and any directly attributable costs of bringing the asset to its working condition and location for its intended use. Cost includes the cost of replacing part of such property, plant and equipment when that cost is incurred and the recognition criteria are met. Cost also include decommissioning liability relating to the decommissioning of power plant, if any. Repairs and maintenance costs are recognized in the consolidated statement of income as incurred.

Land is stated at cost less any accumulated impairment in value.



Depreciation and amortization of the Group's property, plant and equipment and assets under finance leases is calculated on a straight-line basis over the useful lives of the assets as follows:

<u>Category</u>	<u>Estimated Useful Life (in years)</u>
Buildings, warehouses and improvements	10 - 50
Power plant and equipment	2 - 50
Steam field assets	20 - 25
Transmission, distribution and substation equipment	12 - 40
Machinery and equipment	2 - 30
Transportation equipment	2 - 10
Office furniture, fixtures and equipment	2 - 25
Leasehold improvements	3 - 20
Others	2 - 20

Leasehold improvements are amortized over the shorter of the lease terms and the lives of the improvements.

The carrying values of property, plant and equipment are reviewed for impairment when events or changes in circumstances indicate that the carrying values may not be recoverable.

Fully depreciated assets are retained in the accounts until these are no longer in use. When assets are retired or otherwise disposed of, both the cost and related accumulated depreciation and amortization and any allowance for impairment losses are removed from the accounts and any resulting gain or loss is credited or charged to current operations. An item of property, plant and equipment is derecognized upon disposal or when no future economic benefits are expected from its use or disposal. Any gain or loss arising on derecognition of the asset (calculated as the difference between the net disposal proceeds and the carrying amount of the asset) is included in the consolidated statement of income in the year the asset is derecognized.

The asset's residual values, useful lives and depreciation and amortization methods are reviewed and adjusted, if appropriate, at each financial year-end.

When each major inspection is performed, its cost is recognized in the carrying amount of the property, plant and equipment as a replacement if the recognition criteria satisfied.

Construction in progress represents structures under construction and is stated at cost. This includes cost of construction and other direct costs. Borrowing costs that are directly attributable to the construction of property, plant and equipment are capitalized during the construction period.

Leases

The Group assesses at contract inception whether a contract is, or contains, a lease. That is, if the contract conveys the right to control the use of an identified asset for a period of time in exchange for consideration.



Group as a lessee

The Group applies a single recognition and measurement approach for all leases, except for short-term leases and leases of low-value assets. The Group recognizes lease liabilities to make lease payments and right-of-use assets representing the right to use the underlying assets.

Right-of-use assets

The Group recognizes right-of-use assets at the commencement date of the lease (i.e., the date the underlying asset is available for use). Right-of-use assets are measured at cost, less any accumulated depreciation and impairment losses, and adjusted for any remeasurement of lease liabilities. The cost of right-of-use assets includes the amount of lease liabilities recognized, initial direct costs incurred, and lease payments made at or before the commencement date less any lease incentives received. Right-of-use assets are depreciated on a straight-line basis over the shorter of the lease term and the estimated useful lives of the assets, as follows:

<u>Category</u>	<u>Number of Years</u>
Land	10-50
Building	2-50
Power plant	20-25
Manufacturing plant, equipment and others	2-20

If ownership of the leased asset transfers to the Group at the end of the lease term or the cost reflects the exercise of a purchase option, depreciation is calculated using the estimated useful life of the asset. The right-of-use assets are also subject to impairment.

Lease liabilities

At the commencement date of the lease, the Group recognizes lease liabilities measured at the present value of lease payments to be made over the lease term. The lease payments include fixed payments (including in substance fixed payments) less any lease incentives receivable, variable lease payments that depend on an index or a rate, and amounts expected to be paid under residual value guarantees. The lease payments also include the exercise price of a purchase option reasonably certain to be exercised by the Group and payments of penalties for terminating the lease, if the lease term reflects the Group exercising the option to terminate. Variable lease payments that do not depend on an index or a rate are recognized as expenses (unless they are incurred to produce inventories) in the period in which the event or condition that triggers the payment occurs.

In calculating the present value of lease payments, the Group uses its incremental borrowing rate at the lease commencement date because the interest rate implicit in the lease is not readily determinable. After the commencement date, the amount of lease liabilities is increased to reflect the accretion of interest and reduced for the lease payments made. In addition, the carrying amount of lease liabilities is remeasured if there is a modification, a change in the lease term, a change in the lease payments (e.g., changes to future payments resulting from a change in an index or rate used to determine such lease payments) or a change in the assessment of an option to purchase the underlying asset.

Short-term leases and leases of low-value assets

The Group applies the short-term lease recognition exemption to its short-term leases of machinery and equipment (i.e., those leases that have a lease term of 12 months or less from the commencement date and do not contain a purchase option). It also applies the lease of low-value



assets recognition exemption to leases of office equipment that are considered to be low value. Lease payments on short-term leases and leases of low-value assets are recognized as expense on a straight-line basis over the lease term.

Group as a lessor

Leases in which the Group does not transfer substantially all the risks and rewards incidental to ownership of an asset are classified as operating leases. Rental income arising is accounted for on a straight-line basis over the lease terms and is included in revenue in the consolidated statement of income due to its operating nature. Initial direct costs incurred in negotiating and arranging an operating lease are added to the carrying amount of the leased asset and recognized over the lease term on the same basis as rental income. Contingent rents are recognized as revenue in the period in which they are earned.

Service Concession Arrangements

Public-to-private service concession arrangements where: (a) the grantor controls or regulates what services the entities in the Group must provide with the infrastructure, to whom it must provide them, and at what price; and (b) the grantor controls - through ownership, beneficial entitlement or otherwise - any significant residual interest in the infrastructure at the end of the term of the arrangement, are accounted for under the provisions of Philippine Interpretation IFRIC 12, *Service Concession Arrangements*. Infrastructures used in a public-to-private service concession arrangement for its entire useful life (whole-of-life assets) are within the scope of this Interpretation if the conditions in (a) are met.

This interpretation applies to both: (a) infrastructure that the entities in the Group constructs or acquires from a third party for the purpose of the service arrangement; and (b) existing infrastructure to which the grantor gives the entity in the Group access for the purpose of the service arrangement.

Infrastructures within the scope of this Interpretation are not recognized as property, plant and equipment of the Group. Under the terms of contractual arrangements within the scope of this Interpretation, an entity acts as a service provider. An entity constructs or upgrades infrastructure (construction or upgrade services) used to provide a public service and operates and maintains that infrastructure (operation services) for a specified period of time.

An entity recognizes and measures revenue in accordance with PFRS 15 for the services it performs. If an entity performs more than one service (i.e., construction or upgrade services and operation services) under a single contract or arrangement, consideration received or receivable shall be allocated by reference to the relative fair values of the services delivered, when the amounts are separately identifiable.

When an entity provides construction or upgrades services, the consideration received or receivable by the entity is recognized at the stand-alone selling price of the related service. An entity accounts for revenue and costs relating to construction or upgrade services in accordance with PFRS 15. Revenue from construction contracts is recognized based on the percentage-of-completion method, measured by reference to the percentage of costs incurred to date to estimated total costs for each contract. The applicable entities account for revenue and costs relating to operation services in accordance with PFRS 15.



An entity recognizes a financial asset to the extent that it has an unconditional contractual right to receive cash or another financial asset from or at the direction of the grantor for the construction services. An entity recognizes an intangible asset to the extent that it receives a right (a license) to charge users of the public service.

When the applicable entities have contractual obligations it must fulfill as a condition of its license (a) to maintain the infrastructure to a specified level of serviceability or (b) to restore the infrastructure to a specified condition before it is handed over to the grantor at the end of the service arrangement, it recognizes and measures these contractual obligations in accordance with PAS 37, *Provisions, Contingent Liabilities and Contingent Assets*, i.e., at the best estimate of the expenditure that would be required to settle the present obligation at the balance sheet date.

Borrowing cost attributable to the construction of the asset if the consideration received or receivable is an intangible asset, is capitalized during the construction phase. In all other cases, borrowing costs are expensed as incurred.

Intangible Asset

Intangible assets acquired separately are measured on initial recognition at cost. The cost of intangible assets acquired in a business combination is the fair value as at the date of the acquisition. Following initial recognition, intangible assets are carried at cost less any accumulated amortization and any accumulated impairment losses. Internally generated intangible assets, excluding capitalized development costs, are not capitalized and expenditure is reflected in the consolidated statement of income in the year in which the expenditure is incurred.

Service concession right

The Group's intangible asset - service concession right pertains mainly to its right to charge users of the public service in connection with the service concession and related arrangements. This is recognized initially at the fair value which consists of the cost of construction services and the fair value of future fixed fee payments in exchange for the license or right. Following initial recognition, the intangible asset is carried at cost less accumulated amortization and any accumulated impairment losses.

The intangible asset - service concession right is amortized using the straight-line method over the estimated useful economic life which is the service concession period, and assessed for impairment whenever there is an indication that the intangible asset may be impaired. The estimated economic useful life is ranging from 18 to 25 years. The amortization period and the amortization method are reviewed at least at each financial year-end. Changes in the expected useful life or the expected pattern of consumption of future economic benefits embodied in the asset is accounted for by changing the amortization period or method, as appropriate, and are treated as changes in accounting estimates. The amortization expense is recognized in the consolidated statement of income in the expense category consistent with the function of the intangible asset.

Intangible assets - customer contracts

The Group's intangible assets - customer contracts pertain to contracts entered by subsidiaries relating to the provision of utility services to locators within an industrial zone.

These are measured on initial recognition at cost. The cost of intangible assets acquired in a business combination is their fair value at the date of acquisition. Following initial recognition,



intangible assets are carried at cost less any accumulated amortization and accumulated impairment losses.

The intangible assets - customer contracts are amortized using the straight-line method over the remaining life of the contract, and assessed for impairment whenever there is an indication that the intangible assets may be impaired. The amortization period and method are reviewed at least at each financial year end. The amortization expense is recognized in the consolidated statement of income in the expense category consistent with the function of the intangible asset.

Franchise

The Group's franchise pertains to VECO's franchise to distribute electricity within an area granted by the Philippine Legislature, acquired in the business combination in 2013. The franchise is initially recognized at its fair value at the date of acquisition. Following initial recognition, the franchise is carried at cost less accumulated amortization and any accumulated impairment losses. The Group's franchise is amortized using the straight-line method over the estimated economic useful life, and assessed for impairment whenever there is an indication that the franchise may be impaired. The estimated economic useful life of the franchise is 40 years. The amortization period and amortization method for franchise are reviewed at least at each financial year-end. Changes in the expected useful life or the expected pattern of consumption of future economic benefits embodied in the franchise are accounted for by changing the amortization period or method, as appropriate, and treated as a change in accounting estimates. The amortization expense on franchise is recognized in the consolidated statement of income in the expense category consistent with its function.

Software and licenses

Software and licenses are initially recognized at cost. Following initial recognition, the software development costs are carried at cost less accumulated amortization and any accumulated impairment in value.

The software development costs are amortized on a straight-line basis over its estimated useful economic life of 3 to 5 years and assessed for impairment whenever there is an indication that the intangible asset may be impaired. The amortization commences when the software development costs are available for use. The amortization period and the amortization method for the software development costs are reviewed at each financial year-end. Changes in the estimated useful life is accounted for by changing the amortization period or method, as appropriate, and treating them as changes in accounting estimates. The amortization expense is recognized in the consolidated statement of income in the expense category consistent with the function of the software development costs.

Project development costs

Project development costs include power plant projects in the development phase which meet the "identifiability" requirement under PAS 38, *Intangible Assets*, as they are separable and susceptible to individual sale and are carried at acquisition cost. These assets are transferred to "Property, plant and equipment" when construction of each power plant commences. During the period of development, the asset is tested for impairment annually.



Research and Development Expenditure

The Group's policy is to record research expenses in the consolidated statement of income in the period when they are incurred.

Development costs are recognized as an intangible asset on the consolidated balance sheet if the Group can identify them separately and show the technical viability of the asset, its intention and capacity to use or sell it, and how it will generate probable future economic benefits.

Following initial recognition of the development expenditure as an asset, the cost model is applied requiring the asset to be carried at cost less any accumulated amortization and accumulated impairment losses. Amortization of the asset begins when development is complete and the asset is available for use. It is amortized over the period of expected future benefit. During the period of development, the asset is tested for impairment annually.

Investment Properties

Investment properties, which pertain to land, land improvements and buildings, are measured initially at cost, including transaction costs. The carrying amount includes the cost of replacing part of an existing investment property at the time that cost is incurred if the recognition criteria are met; and excludes the costs of day-to-day servicing of an investment property. Subsequent to initial recognition, investment properties are carried at fair value, which reflects market conditions at the balance sheet date. Gains or losses arising from changes in fair values of investment properties are included in the consolidated statement of income in the year in which they arise.

Investment properties are derecognized when either they have been disposed of or when the investment property is permanently withdrawn from use and no future economic benefit is expected from its disposal. Any gains or losses on the retirement or disposal of an investment property are recognized in the consolidated statement of income in the year of retirement or disposal.

Transfers are made to investment property when, and only when, there is a change in use, evidenced by ending of owner-occupation, or commencement of an operating lease to another party. For a transfer from investment property to owner-occupied property or inventories, the deemed cost of property for subsequent accounting is its fair value at the date of change in use. If the property occupied by the Group as an owner-occupied property becomes an investment property, the Group accounts for such property in accordance with the policy stated under property, plant and equipment up to the date of change in use. For a transfer from inventories to investment property, any difference between the fair value of the property at that date and its previous carrying amount is recognized in the consolidated statement of income. When the Group completes the construction or development of a self-constructed investment property, any difference between the fair value of the property at that date and its previous carrying amount is recognized in the consolidated statement of income.

Impairment of Nonfinancial Assets

Property, plant and equipment, intangible assets, investments and advances and other current and noncurrent assets excluding restricted cash and PSALM deferred adjustment

The Group assesses at each balance sheet date whether there is an indication that an asset may be impaired. If any such indication exists, or when annual impairment testing for an asset is required, the Group makes an estimate of the asset's recoverable amount. An asset's recoverable amount is the higher of an asset's or cash-generating unit's fair value less costs to sell and its value in use and is



determined for an individual asset, unless the asset does not generate cash inflows that are largely independent of those from other assets or groups of assets. Where the carrying amount of an asset exceeds its recoverable amount, the asset is considered impaired and is written down to its recoverable amount. In assessing value in use, the estimated future cash flows are discounted to their present value using a pre-tax discount rate that reflects current market assessments of the time value of money and the risks specific to the asset. Impairment losses of continuing operations are recognized in the consolidated statement of income in those expense categories consistent with the function of the impaired asset.

An assessment is made at each balance sheet date as to whether there is any indication that previously recognized impairment losses may no longer exist or may have decreased. If such indication exists, the recoverable amount is estimated. A previously recognized impairment loss is reversed only if there has been a change in the estimates used to determine the asset's recoverable amount since the last impairment loss was recognized. If that is the case, the carrying amount of the asset is increased to its recoverable amount. That increased amount cannot exceed the carrying amount that would have been determined, net of accumulated depreciation, had no impairment loss been recognized for the asset in prior years. Such reversal is recognized in the consolidated statement of income unless the asset is carried at revalued amount, in which case the reversal is treated as a revaluation increase. After such a reversal, the depreciation charge is adjusted in future periods to allocate the asset's revised carrying amount, less any residual value, on a systematic basis over its remaining useful life.

Decommissioning liability

The decommissioning liability arose from the Group's obligation, under its contracts, to decommission, abandon and perform surface rehabilitation at the end of the useful lives of the steam field assets or upon abandonment of the plant. A corresponding asset is recognized as part of property, plant and equipment. Decommissioning costs are provided at the present value of expected costs to settle the obligation using estimated cash flows. The cash flows are discounted at a current pre-tax rate that reflects the risks specific to the decommissioning liability. The unwinding of the discount is expensed as incurred and recognized in the consolidated statement of income as an "Accretion of decommissioning liability" under the "Interest expense" account. The estimated future costs of decommissioning are reviewed annually and adjusted prospectively.

Changes in the estimated future costs or in the discount rate applied are added or deducted from the cost of property, plant and equipment. The amount deducted from the cost of property, plant and equipment, shall not exceed its carrying amount.

If the decrease in the liability exceeds the carrying amount of the property, plant and equipment, the excess shall be recognized immediately in the consolidated statement of income.

Capital Stock and Additional Paid-in Capital

Capital stock is measured at par value for all shares issued. When the Company issues more than one class of stock, a separate account is maintained for each class of stock and the number of shares issued. Capital stock includes common stock and preferred stock.

When the shares are sold at premium, the difference between the proceeds and the par value is credited to the "Additional paid-in capital" account. When shares are issued for a consideration other than cash, the proceeds are measured by the fair value of the consideration received. In case



the shares are issued to extinguish or settle the liability of the Company, the shares shall be measured either at the fair value of the shares issued or fair value of the liability settled, whichever is more reliably determinable.

Direct costs incurred related to equity issuance, such as underwriting, accounting and legal fees, printing costs and taxes are debited to the "Additional paid-in capital" account, net of tax. If additional paid-in capital is not sufficient, the excess is charged against an equity reserve account.

Retained Earnings

Retained earnings include accumulated earnings of the Company and reduced by dividends on capital stock. Dividends on capital stock are recognized as a liability and deducted from equity when they are approved by the BOD. Dividends for the year that are approved after the balance sheet date are dealt with as an event after the balance sheet date. Retained earnings may also include effect of changes in accounting policy as may be required by the transition provisions of new and amended standards.

Treasury Shares

The Group's own equity instruments which are reacquired (treasury shares) are deducted from equity. No gain or loss is recognized in the consolidated statement of income on the purchase, sale, issue or cancellation of the Group's own equity instruments.

Revenue Recognition

Revenue from contracts with customers is recognized when control of the goods or services are transferred to the customer at an amount that reflects the consideration to which the Group expects to be entitled in exchange for those goods or services. The Group assesses its revenue arrangements against specific criteria in order to determine if it is acting as a principal or an agent.

Sale of Power

Contracts with customers for the Power Group generally include power generation and ancillary services, power distribution and retail supply.

For power generation and ancillary services where capacity and energy dispatched are separately identified, these two obligations are to be combined as one performance obligation since these are not distinct within the context of the contract as the buyer cannot benefit from the contracted capacity alone without the corresponding energy and the buyer cannot obtain energy without contracting a capacity. The combined performance obligation qualifies as a series of distinct goods or services that are substantially the same and have the same pattern of transfer.

Revenue from power generation and ancillary services is recognized in the period actual capacity is generated. Revenue is recognized over time since the customer simultaneously receives and consumes the benefits as the seller supplies power.

In contracts with fixed capacity payments which are determined at contract inception, the fixed capacity payments for the entire contract period is determined at day 1 and is recognized over time. Specifically, on contracts where capacity payments are fixed but escalates throughout the contract period without any reference to market indices, the fixed escalation is recognized on a straight-line basis over the contract period.



Some contracts with customers provide unspecified quantity of energy, includes provisional Energy Regulatory Commission (ERC) rates, and volume and prompt payment discounts that give rise to variable consideration. The variable consideration is estimated at contract inception and constrained until the associated uncertainty is subsequently resolved.

Power distribution and retail supply also qualify as a series of distinct goods or services that are substantially the same and have the same pattern of transfer accounted for as one performance obligation. Revenue is recognized over time based on amounts billed.

Sale of Goods

Revenue from the sale of goods is recognized at a point in time when control of the asset is transferred to the customer, generally on delivery of the goods. The normal credit term is 30 to 90 days upon delivery. The Group has concluded that it is the principal in its revenue arrangements because it controls the goods before transferring them to the customer.

Sale of Real Estate

Contracts with customers for the Real Estate Group's real estate segment generally include sale of lot, sale of house and lot and sale of unfurnished and fully furnished condominium units.

For the sale of lot, the lot and the development made on the lot are separately identifiable promises but are combined as one performance obligation since these are not distinct within the context of the contract as the development of lot is used as an input to deliver a combined output.

For the sale of house and lot, the house and lot are separately identifiable promises but are combined as one performance obligation since these are not distinct within the context of the contract. The obligation to deliver the house duly constructed in a specific lot is fully integrated in the lot in accordance with the approved plan.

If the sale of lot, house and lot and unfurnished and fully furnished condominium units occurs at completion, the Real Estate Group shall recognize revenue at a point in time when control of the asset is transferred to the customer, generally on delivery of the properties. Otherwise, if the sale occurs prior to completion, the Real Estate Group shall recognize revenue over time, using the output method (i.e., POC) as the appropriate measure of progress, satisfying the criterion of which the Real Estate Group's performance does not create an asset with an alternative use and the Real Estate Group has an enforceable right to payment for performance completed to date. This is based on the monthly project accomplishment report prepared by the project engineers which integrates the surveys of performance to date of the construction activities.

The buyer could enforce its rights to the promised property if the developer seeks to sell the unit to another buyer. This contractual restriction on the developer's ability to direct the promised property for another use is considered substantive as the property is not interchangeable with other properties that the entity could transfer to the buyer without breaching the contract and without incurring significant costs that otherwise would not have been incurred in relation to that contract. The Real Estate Group also has enforceable right to payment for performance completed to date notwithstanding contract terminations.

In determining the transaction price for real estate sales, the Real Estate Group considers the existence of significant financing component. Contracts with real estate customers provide two alternative payment options, spot cash and installment payments, after the contracts are signed. For



both payment options, the Real Estate Group concluded that there is a significant financing component because the timing between when the customer pays for the property and when the Real Estate Group transfers the property to the customer do not match and the period between transfers are more than a year. The transaction price for such contracts is determined by discounting the amount of promised consideration using the appropriate discount rate. The Real Estate Group also concluded that there is a significant financing component for those contracts where the customer elects to pay in advance considering the length of time between the customer's payment and the transfer of property to the customer, as well as the prevailing interest rates in the market.

Costs to obtain contract

The incremental costs of obtaining a contract with a customer are recognized as an asset if the Group expects to recover them. The Group has determined that commissions paid to brokers and marketing agents on the sale of pre-completed real estate units are deferred when recovery is reasonably expected and are charged to expense in the period in which the related revenue is recognized as earned. Commission expense is included in the "Cost of real estate sales" account in the consolidated statement of income.

Rendering of services

Service revenues are recognized over time when the related services are rendered based on agreed hourly billing rates. Customer payments for which services have not yet been rendered are classified as unearned revenue under "Trade and other payables" account in the consolidated balance sheet.

Rental income

Rental income arising from operating leases is accounted for on a straight-line basis over the related lease terms.

Dividend income

Dividend income is recognized when the Group's right to receive payment is established.

Interest income

Interest income is recognized as it accrues taking into account the effective yield on the asset.

Costs and Expenses

Costs and expenses are decreases in economic benefits during the accounting period in the form of outflows or decrease of assets or incurrence of liabilities that result in decreases in equity, other than those relating to distributions to equity participants. Expenses are recognized when incurred.

Pension Benefits

The net defined benefit liability or asset is the aggregate of the present value of the defined benefit obligation at the end of the reporting period reduced by the fair value of plan assets (if any), adjusted for any effect of limiting a net defined benefit asset to the asset ceiling. The asset ceiling is the present value of any economic benefits available in the form of refunds from the plan or reductions in future contributions to the plan.

The cost of providing benefits under the defined benefit plans is actuarially determined using the projected unit credit method.



Defined benefit costs comprise the following:

- Service cost
- Net interest on the net defined benefit liability or asset
- Remeasurements of net defined benefit liability or asset

Service costs which include current service costs, past service costs and gains or losses on non-routine settlements are recognized as expense in the consolidated statement of income. Past service costs are recognized when plan amendment or curtailment occurs. These amounts are calculated periodically by independent qualified actuaries.

Net interest on the net defined benefit liability or asset is the change during the period in the net defined benefit liability or asset that arises from the passage of time which is determined by applying the discount rate based on government bonds to the net defined benefit liability or asset. Net interest on the net defined benefit liability or asset is recognized as expense or income in the consolidated statement of income.

Remeasurements comprising actuarial gains and losses, return on plan assets and any change in the effect of the asset ceiling (excluding net interest on defined benefit liability) are recognized immediately in other comprehensive income in the period in which they arise. Remeasurements are not reclassified to profit or loss in subsequent periods.

Plan assets are assets that are held by a long-term employee benefit fund. Plan assets are not available to the creditors of the Group, nor can they be paid directly to the Group. Fair value of plan assets is based on market price information. When no market price is available, the fair value of plan assets is estimated by discounting expected future cash flows using a discount rate that reflects both the risk associated with the plan assets and the maturity or expected disposal date of those assets (or, if they have no maturity, the expected period until the settlement of the related obligations). If the fair value of the plan assets is higher than the present value of the defined benefit obligation, the measurement of the resulting defined benefit asset is limited to the present value of economic benefits available in the form of refunds from the plan or reductions in future contributions to the plan.

The Group's right to be reimbursed of some or all of the expenditure required to settle a defined benefit obligation is recognized as a separate asset at fair value when and only when reimbursement is virtually certain.

Borrowing Costs

Borrowing costs are capitalized if they are directly attributable to the acquisition, construction or production of a qualifying asset. To the extent that funds are borrowed specifically for the purpose of obtaining a qualifying asset, the amount of borrowing costs eligible for capitalization on that asset shall be determined as the actual borrowing costs incurred on that borrowing during the period less any investment income on the temporary investment of those borrowings. To the extent that funds are borrowed generally, the amount of borrowing costs eligible for capitalization shall be determined by applying a capitalization rate to the expenditures on that asset. The capitalization rate shall be the weighted average of the borrowing costs applicable to the borrowings of the Group that are outstanding during the period, other than borrowings made specifically for the purpose of obtaining a qualifying asset. The amount of borrowing costs capitalized during a period shall not exceed the amount of borrowing costs incurred during that period.



Taxes

Current income tax

Current income tax assets and liabilities for the current and prior periods are measured at the amount expected to be recovered from or paid to the taxation authorities. The tax rates and tax laws used to compute the amount are those that are enacted or substantively enacted at the balance sheet date.

Current income tax relating to items recognized directly in OCI is recognized in the consolidated statement of comprehensive income and not in the consolidated statement of income.

Management periodically evaluates positions taken in the tax returns with respect to situations in which applicable tax regulations are subject to interpretation and establishes provisions where appropriate.

Deferred income tax

Deferred income tax is provided using the balance sheet liability method on temporary differences at the balance sheet date between the tax bases of assets and liabilities and their carrying amounts for financial reporting purposes.

Deferred income tax liabilities are recognized for all taxable temporary differences, except:

- where the deferred income tax liability arises from the initial recognition of goodwill or of an asset or liability in a transaction that is not a business combination and, at the time of the transaction, affects neither the accounting profit nor taxable profit or loss; and
- in respect of taxable temporary differences associated with investments in subsidiaries, associates and interests in joint ventures, where the timing of the reversal of the temporary differences can be controlled and it is probable that the temporary differences will not reverse in the foreseeable future.

Deferred income tax assets are recognized for all deductible temporary differences and carryforward benefits of net operating loss carryover (NOLCO) and excess of minimum corporate income tax (MCIT) over regular corporate income tax (RCIT), to the extent that it is probable that future taxable profit will be available against which the deductible temporary differences and the carryforward benefits of NOLCO and excess of MCIT over RCIT can be utilized, except:

- where the deferred income tax asset relating to the deductible temporary difference arises from the initial recognition of an asset or liability in a transaction that is not a business combination and, at the time of the transaction, affects neither the accounting profit nor taxable profit or loss; and
- in respect of deductible temporary differences associated with investments in subsidiaries, associates and interests in joint ventures, deferred income tax assets are recognized only to the extent that it is probable that the temporary differences will reverse in the foreseeable future and taxable profit will be available against which the temporary differences can be utilized.

The carrying amount of deferred income tax assets is reviewed at each balance sheet date and reduced to the extent that it is no longer probable that sufficient taxable profit will be available to allow all or part of the deferred income tax asset to be utilized. Unrecognized deferred income tax assets are reassessed at each balance sheet date and are recognized to the extent that it has become probable that future taxable profit will allow the deferred tax asset to be recovered.



Deferred income tax assets and liabilities are measured at the tax rates that are expected to apply to the year when the asset is realized or the liability is settled, based on tax rates (and tax laws) that have been enacted or substantively enacted as at the balance sheet date.

Deferred income tax relating to items recognized outside profit or loss is recognized outside profit or loss. Deferred income tax items are recognized in correlation to the underlying transaction either in other comprehensive income or directly in equity.

Deferred income tax assets and deferred income tax liabilities are offset, if a legally enforceable right exists to set off current income tax assets against current income tax liabilities and the deferred income taxes relate to the same taxable entity and the same taxation authority.

Value-added Tax (VAT)

Revenues, expenses, and assets are recognized net of the amount of VAT, if applicable.

For its VAT-registered activities, when VAT from sales of goods and/or services (output VAT) exceeds VAT passed on from purchases of goods or services (input VAT), the excess is recognized as payable in the consolidated balance sheet. When VAT passed on from purchases of goods or services (input VAT) exceeds VAT from sales of goods and/or services (output VAT), the excess is recognized as an asset in the consolidated balance sheet up to the extent of the recoverable amount.

For its non-VAT registered activities, the amount of VAT passed on from its purchases of goods or service is recognized as part of the cost of goods/asset acquired or as part of the expense item, as applicable.

Provisions

Provisions are recognized when the Group has a present obligation (legal or constructive) as a result of a past event, it is probable that an outflow of resources embodying economic benefits will be required to settle the obligation and a reliable estimate can be made of the amount of the obligation. Where the Group expects some or all of a provision to be reimbursed, for example under an insurance contract, the reimbursement is recognized as a separate asset but only when the reimbursement is virtually certain. The expense relating to any provision is presented in the consolidated statement of income, net of any reimbursement.

If the effect of the time value of money is material, provisions are discounted using a current pre-tax rate that reflects, where appropriate, the risks specific to the liability. Where discounting is used, the increase in the provision due to the passage of time is recognized as a borrowing cost.

Contingencies

Contingent liabilities are not recognized in the consolidated financial statements. These are disclosed unless the probability of an outflow of resources embodying economic benefits is remote. Contingent assets are not recognized in the consolidated financial statements but are disclosed when an inflow of economic benefits is probable.

Events After the Reporting Period

Post year-end events that provide additional information about the Group's financial position at the balance sheet date (adjusting events) are reflected in the consolidated financial statements. Post year-end events that are not adjusting events are disclosed when material.



Earnings Per Common Share

Basic earnings per common share are computed by dividing net income for the year attributable to the common shareholders of the parent by the weighted average number of common shares issued and outstanding during the year, after retroactive adjustments for any stock dividends declared and stock rights exercised during the year.

Diluted earnings per share amounts are calculated by dividing the net income for the year attributable to the common shareholders of the parent by the weighted average number of common shares outstanding during the year plus the weighted average number of common shares that would be issued for outstanding common stock equivalents. The Group does not have dilutive common stock equivalents.

Dividends on Common Shares

Dividends on common shares are recognized as a liability and deducted from retained earnings when approved by the respective shareholders of the Group and its subsidiaries. Dividends for the year that are approved after the balance sheet date are dealt with as an event after the reporting period.

Operating Segments

For management purposes, the Group is organized into five major operating segments (power, food manufacturing, financial services, real estate and infrastructure) according to the nature of the products and the services provided. The Group's identified operating segments are consistent with the segments reported to the BOD which is the Group's Chief Operating Decision Maker (CODM). Financial information on operating segments is presented in Note 34.

3. Summary of Significant Accounting Judgments, Estimates and Assumptions

The consolidated financial statements prepared in accordance with PFRSs require management to make judgment, estimates and assumptions that affect amount reported in the consolidated financial statements and related notes. The judgment, estimates and assumptions used in the consolidated financial statements are based upon management's evaluation of relevant facts and circumstances as of the date of the consolidated financial statements. Actual results could differ from such estimates. Judgments, estimates and assumptions are continually evaluated and are based on historical experiences and other factors, including expectations of future events that are believed to be reasonable under circumstances. The following items are those matters which the Group assess to have significant risk arising from judgements and estimation uncertainties:

Judgments

In the process of applying the Group's accounting policies, management has made the following judgments, apart from those involving estimations, which have the most significant effect on the amounts recognized in the consolidated financial statements:

Determining functional currency

Based on the economic substance of the underlying circumstances relevant to the companies in the Group, the functional currency of the companies in the Group has been determined to be the Philippine peso, except for certain subsidiaries and associates whose functional currencies are the US dollar (US\$), Singapore dollar, Vietnamese Dong, Indonesian Rupiah, Renminbi, Malaysian Ringgit, Sri Lanka Rupee, Pakistani Rupee, Myanmar Kyat, or Thai Baht. The Philippine peso is the



currency of the primary economic environment in which most of the companies in the Group operate and it is the currency that mainly influences their revenues and costs.

Service concession arrangements - Companies in the Group as Operators

Based on management's judgment, the provisions of Philippine Interpretation IFRIC 12 apply to SEZ's Distribution Management Service Agreement (DMSA) with Subic Bay Metropolitan Authority (SBMA); MEZ's Built-Operate-Transfer agreement with Mactan Cebu International Airport Authority (MCIAA); LHC's Power Purchase Agreement (PPA) with the National Power Corporation (NPC) and Apo Agua's Treated Bulk Water concession agreement with Davao City Water District (DCWD). SEZ, MEZ, LHC and Apo Agua's service concession agreements were accounted for under the intangible asset model.

The Company's associate, STEAG State Power, Inc. (STEAG), has also determined that the provisions of Philippine Interpretation IFRIC 12 apply to its PPA with NPC. STEAG's service concession agreement was accounted for under the financial asset model. Refer to the accounting policy on service concession arrangements for the discussion of intangible asset and financial asset models.

Determining fair value of customers' deposits

In applying PFRS 9 on transformer and lines and poles deposits, the Group has made a judgment that the timing and related amounts of future cash flows relating to such deposits cannot be reasonably and reliably estimated for purposes of establishing their fair values using alternative valuation techniques since the expected timing of customers' refund or claim for these deposits cannot be reasonably estimated. These customers' deposits amounted to ₱7.4 billion and ₱7.0 billion as of December 31, 2021 and 2020, respectively (see Notes 20).

Determining whether Independent Power Producer (IPP) Administration Agreement Contains a Lease

In accounting for its IPP Administration Agreement with PSALM, the Group has made a judgment that the IPP Administration Agreement of TLI is an arrangement that contains a lease. The Group has made a judgment that it has substantially acquired all the risks and rewards incidental to ownership of the power plant principally by virtue of its right to control the capacity of the power plant and its right to receive the transfer of the power plant at the end of the IPP Administration Agreement for no consideration. Accordingly, the Group accounted for the agreement as a lease and recognized a right-of use asset included as part of property, plant and equipment and lease liability at the present value of the agreed monthly payments to PSALM (see Note 22).

The power plant is depreciated over its estimated useful life as there is reasonable certainty that the Group will obtain ownership by the end of the lease term. As of December 31, 2021 and 2020, the carrying value of the power plant amounted to ₱31.4 billion and ₱32.5 billion, respectively (see Note 13). The carrying value of the lease liability amounted to ₱31.4 billion and ₱37.1 billion as of December 31, 2021 and 2020, respectively (see Note 22).

Determination of control or joint control over an investee company

Control is presumed to exist when an investor is exposed, or has rights, to variable returns from its involvement with the investee and has the ability to affect those returns through its power over the investee. On the other hand, joint control is the contractually agreed sharing of control of an arrangement, which exists only when decisions about the relevant activities require the unanimous consent of the parties sharing control. Management has determined that by virtue of its majority



ownership of voting rights in its subsidiaries as of December 31, 2021 and 2020, the Company had the ability to exercise control over these investees (see Note 2).

Nonconsolidation of certain investees

The Group has 83.33% interest in Manila-Oslo Renewable Enterprise, Inc. (MORE) which has a 60% ownership interest in SN Aboitiz Power-Magat (SNAP-Magat), Inc., SN Aboitiz Power-Benguet (SNAP-Benguet), Inc., SN Aboitiz Power-RES, Inc. (SNAP-RES), and SN Aboitiz Power-Generation, Inc. (SNAP-Generation).

The Group has 60% and 70% interest in AA Thermal and GN Power Dinginin Ltd. Co. (GNPD), respectively.

The Group does not consolidate MORE, AA Thermal and GNPD since it does not have the ability to direct the relevant activities which most significantly affect the returns of MORE and its investees, AA Thermal and GNPD, and their respective investees. This is a result of the partnership and shareholders' agreements which, among others, stipulate the management and operation of MORE, AA Thermal and GNPD. Management of MORE, AA Thermal and GNPD are vested in their respective BOD or "Management Committee" and the affirmative vote of the other shareholders or partners is required for the approval of certain company actions which include financial and operating undertakings.

The Group has 60% interest in AEV CRH Holdings, Inc. (AEV CRH) which has 99.09% ownership interest in Republic Cement and Building Materials, Inc. (RCBM), 99.63% ownership interest in Republic Cement Mindanao, Inc. (RCMI), 94.63% ownership interest in Republic Cement Iligan, Inc. (RCII) and 100% ownership interest in Luzon Continental Land Corporation (LCLC).

The Group does not consolidate AEV CRH since it does not have the ability to direct the relevant activities which most significantly affect the returns of AEV CRH and its investees. This is a result of the contractual arrangements that give the other party the power to direct the relevant non-nationalized activities of the subsidiaries of AEV CRH. Consequently, the Group recognizes AEV CRH as an associate that is accounted for using the equity method in the consolidated financial statements.

Determining a joint operation

The Group has 50% interest in Pagbilao Energy Corporation (PEC). The Group assessed that the joint arrangement is a joint operation as the financial and operating activities of the operation are jointly controlled by the participating shareholders and are primarily designed for the provision of output to the shareholders.

Classification of financial instruments

The Group exercises judgment in classifying a financial instrument, or its component parts, on initial recognition as either a financial asset, a financial liability or an equity instrument in accordance with the substance of the contractual arrangement and the definition of a financial asset, a financial liability or an equity instrument. The substance of a financial instrument, rather than its legal form, governs its classification in the consolidated balance sheets.



Contractual cash flows assessment

For each financial asset, the Group assesses the contractual terms to identify whether the instrument is consistent with the concept of SPPI.

'Principal' for the purpose of this test is defined as the fair value of the financial asset at initial recognition and may change over the life of the financial asset (for example, if there are repayments of principal or amortization of the premium/discount).

The most significant elements of interest within a lending arrangement are typically the consideration for the time value of money and credit risk. To make the SPPI assessment, the Group applies judgment and considers relevant factors such as the currency in which the financial asset is denominated, and the period for which the interest rate is set.

In contrast, contractual terms that introduce a more than de minimis exposure to risks or volatility in the contractual cash flows that are unrelated to a basic lending arrangement do not give rise to contractual cash flows that are solely payments of principal and interest on the amount outstanding. In such cases, the financial asset is required to be measured at FVTPL.

Evaluation of business model in managing financial instruments

The Group determines its business model at the level that best reflects how it manages groups of financial assets to achieve its business objective. The Group's business model is not assessed on an instrument-by-instrument basis, but at a higher level of aggregated portfolios and is based on observable factors such as:

- How the performance of the business model and the financial assets held within that business model are evaluated and reported to the entity's key management personnel;
- The risks that affect the performance of the business model (and the financial assets held within that business model) and, in particular, the way those risks are managed; and
- The expected frequency, value and timing of sales are also important aspects of the Group's assessment.

The business model assessment is based on reasonably expected scenarios without taking 'worst case' or 'stress case' scenarios into account. If cash flows after initial recognition are realized in a way that is different from the Group's original expectations, the Group does not change the classification of the remaining financial assets held in that business model, but incorporates such information when assessing newly originated or newly purchased financial assets going forward.

Identifying performance obligations

The Group identifies performance obligations by considering whether the promised goods or services in the contract are distinct goods or services. A good or service is distinct when the customer can benefit from the good or service on its own or together with other resources that are readily available to the customer and the Group's promise to transfer the good or service to the customer is separately identifiable from the other promises in the contract.

The Group assesses performance obligations as a series of distinct goods and services that are substantially the same and have the same pattern of transfer if i) each distinct good or services in the series are transferred over time and ii) the same method of progress will be used (i.e., units of delivery) to measure the entity's progress towards complete satisfaction of the performance obligation.



For power generation and ancillary services where capacity and energy dispatched are separately identified, these two obligations are to be combined as one performance obligation since these are not distinct within the context of the contract as the buyer cannot benefit from the contracted capacity alone without the corresponding energy and the buyer cannot obtain energy without contracting a capacity.

The combined performance obligation qualifies as a series of distinct goods or services that are substantially the same and have the same pattern of transfer since the delivery of energy every month are distinct services which are all recognized over time and have the same measure of progress.

Power distribution and retail supply also qualify as a series of distinct goods or services which is accounted for as one performance obligation since the delivery of energy every month are distinct services which are recognized over time and have the same measure of progress.

For sale of developed lots, the lot and the development made on the lot are separately identifiable promises but are combined as one performance obligation since these are not distinct within the context of the contract as the lot development is used as an input to deliver a combined output. For the sale of house and lot, the house and lot are separately identifiable promises but are combined as one performance obligation since these are not distinct within the context of the contract. The obligation to deliver the house duly constructed in a specific lot is fully integrated in the lot in accordance with the approved plan.

Revenue recognition

The Group recognizes revenue when it satisfies an identified performance obligation by transferring a promised good or service to a customer. A good or service is considered to be transferred when the customer obtains control. The Group determines, at contract inception, whether it will transfer control of a promised good or service over time. If the Group does not satisfy a performance obligation over time, the performance obligation is satisfied at a point in time.

The Group concludes that:

- revenue from power generation, power distribution, ancillary services and retail supply are to be recognized over time, since customers simultaneously receives and consumes the benefits as the Group supplies power;
- when a contract is judged to be for the construction of a property, revenue is recognized using the POC method as construction progresses. The POC is made reference to the stage of completion of projects and contracts determined on the basis of the estimated completion of physical proportion of the contract work;
- for sale of goods, revenue is recognized at a point in time, generally on the delivery of goods.

Identifying methods for measuring progress of revenue recognized over time

The Group determines the appropriate method of measuring progress which is either through the use of input or output methods. Input method recognizes revenue on the basis of the entity's efforts or inputs to the satisfaction of a performance obligation while output method recognizes revenue on the basis of direct measurements of the value to the customer of the goods or services transferred to date.



For power generation and ancillary services, the Group determined that the output method is the best method in measuring progress since actual electricity is supplied to customers. The Group recognizes revenue based on:

For power generation and ancillary services:

- a. For the variable energy payment, actual kilowatt hours consumed which are billed on a monthly basis.
- b. For fixed capacity payments, the Group allocates the transaction price on a straight-line basis over the contract term. The allocated fixed payments are also billed on a monthly basis.

For power distribution and retail supply, the Group uses the actual kilowatt hours consumed, which are also billed on a monthly basis.

The Group recognizes revenues from real estate sales over time using output method in measuring progress. The use of output method is the best method in measuring progress since the entitlement of the customers to the output performed as of date is easily measured and observed on the basis that POC for the construction of real estate properties is determined using the estimated completion of physical proportion of the contract work.

Determining method to estimate variable consideration and assessing the constraint

The Group includes some or all the amounts of variable consideration estimated but only to the extent that it is highly probable that a significant reversal in the amount of cumulative revenue recognized will not occur when the uncertainty associated with the variable consideration is subsequently resolved. The Group considers both the likelihood and magnitude of the revenue reversal in evaluating the extent of variable consideration the Group will subject to constraint. Factors such as i) highly susceptibility to factors outside the Group's influence, ii) timing of resolution of the uncertainty, and iii) having a large number and broad range of possible considerations amount are considered.

For Power Group, some contracts with customers provide unspecified quantity of energy, provisional ERC rates, and volume and prompt payment discounts that give rise to variable consideration. In estimating the variable consideration, the Group is required to use either the expected value method or the most likely amount method based on which method better predicts the amount of consideration to which it will be entitled. The expected value method of estimation takes into account a range of possible outcomes while the most likely amount is used when the outcome is binary. It is determined that the expected value method is the appropriate method to use in estimating the variable consideration given the large number of customer contracts that have similar characteristics and the range of possible outcomes.

Allocation of variable consideration

Variable consideration may be attributable to the entire contract or to a specific part of the contract. For power generation, power distribution, ancillary services and retail supply revenue streams which are considered as series of distinct goods or services that are substantially the same and have the same pattern of transfer, the Group allocates the variable amount that is no longer subject to constraint to the satisfied portion (i.e., month) which forms part of the single performance obligation, and forms part of the monthly billing of the Group.



Distinction among real estate inventories, land and improvements, and investment properties

The Group determines whether a property is classified as real estate inventories, land and improvements or investment properties:

- Real estate inventories comprise properties that are held for sale in the ordinary course of business. Principally, these are residential properties that the Group develops and intends to sell before or on completion of construction.
- Land and improvements comprise land and related improvements that are part of the Group's strategic land banking activities for development or sale in the medium or long-term. These properties are neither developed nor available for sale and therefore not yet considered as part of real estate inventories.
- Investment properties comprise land, land improvements and buildings (principally composed of offices, commercial warehouses and retail properties) which are not occupied substantially for use by, or in the operations of, the Group, nor for sale in the ordinary course of business, but are held primarily to earn rental income and for capital appreciation.

The Group considers each property separately in making its judgment.

Estimates and assumptions

The key assumptions concerning the future and other key sources of estimation uncertainty at the balance sheet date, that have a significant risk of causing a material adjustment to the carrying amounts of assets and liabilities within the next financial year are discussed as follows:

Estimating allowance for impairment losses on investments and advances

Investments and advances are reviewed for impairment whenever events or changes in circumstances indicate that the carrying amount may not be recoverable or impairment recovery for any significant change in the expected historical or projected future operating results of the investees. There were no impairment indicators in 2021 and 2020 based on management's assessment. The carrying amounts of the investments in and advances to associates and joint ventures amounted to ₱154.8 billion and ₱145.4 billion as of December 31, 2021 and 2020, respectively. The allowance for impairment losses amounted to ₱680.7 million as of December 31, 2021 and 2020 (see Note 10).

Assessing impairment of goodwill

The Group determines whether goodwill is impaired at least on an annual basis. This requires an estimation of the value in use of the cash-generating units to which the goodwill is allocated. Estimating the value in use requires the Group to make an estimate of the expected future cash flows from the cash-generating unit and also to choose a suitable discount rate in order to calculate the present value of those cash flows. The carrying amount of goodwill as of December 31, 2021 and 2020 amounted to ₱57.6 billion and ₱55.2 billion, respectively (see Note 14). No impairment of goodwill was recognized in 2021, 2020 and 2019.

Estimating useful lives of property, plant and equipment

The Group estimates the useful lives of property, plant and equipment based on the period over which assets are expected to be available for use. The estimated useful lives of property, plant and equipment are reviewed periodically and are updated if expectations differ from previous estimates due to physical wear and tear, technical or commercial obsolescence and legal or other limits on the use of the assets. In addition, the estimation of the useful lives of property, plant and equipment is based on collective assessment of internal technical evaluation and experience with similar assets. It



is possible, however, that future results of operations could be materially affected by changes in estimates brought about by changes in the factors and circumstances mentioned above. As of December 31, 2021 and 2020, the net book values of property, plant and equipment, excluding land and construction in progress, amounted to ₱173.4 billion and ₱175.0 billion, respectively (see Note 13).

Estimating residual value of property, plant and equipment

The residual value of the Group's property, plant and equipment is estimated based on the amount that the entity would obtain from disposal of the asset, after deducting estimated costs of disposal, if the asset is already of the age and in the condition expected at the end of its useful life. The estimated residual value of each asset is reviewed periodically and updated if expectations differ from previous estimates. As of December 31, 2021 and 2020, the net book values of property, plant and equipment, excluding land, amounted to ₱180.9 billion and ₱179.6 billion, respectively (see Note 13).

Estimating useful lives of intangible asset - service concession rights

The Group estimates the useful lives of intangible asset arising from service concessions based on the period over which the asset is expected to be available for use which is 18 to 30 years. The Group has not included any renewal period on the basis of uncertainty, as of balance sheet date, of the probability of securing renewal contract at the end of the original contract term. As of December 31, 2021 and 2020, the net book value of intangible asset - service concession rights amounted to ₱13.1 billion and ₱8.7 billion, respectively (see Note 14).

Estimating useful life of franchise

The Group estimates the useful life of VECO's distribution franchise based on the period over which the asset is estimated to be available for use which is 40 years. As of December 31, 2021 and 2020, the carrying value of franchise amounted to ₱2.4 billion and ₱2.5 billion, respectively (see Note 14).

Assessing impairment of nonfinancial assets

The Group assesses whether there are any indicators of impairment for nonfinancial assets at each balance sheet date. These nonfinancial assets (other current assets, property, plant and equipment, intangible assets (excluding goodwill), and other noncurrent assets) are tested for impairment when there are indicators that the carrying amounts may not be recoverable.

Determining the recoverable amount of these assets, which require the determination of future cash flows expected to be generated from the continued use and ultimate disposition of such assets, requires the Group to make estimates and assumptions that can materially affect its consolidated financial statements. Future events could cause the Group to conclude that the other current assets, property, plant and equipment, intangible assets (excluding goodwill) and other noncurrent assets are impaired. Any resulting impairment loss could have a material adverse impact on the consolidated balance sheets and consolidated statements of income.



The aggregate net book values of these assets as of December 31 are as follows:

	2021	2020
Property, plant and equipment (see Note 13)	₱220,018,207	₱219,538,095
Other current assets (see Note 7)	12,632,570	10,450,450
Intangible assets (see Note 14)	16,762,991	12,606,478
Other noncurrent assets (see Note 16)	9,559,925	10,170,589
	₱258,973,693	₱252,765,612

Impairment losses and write-offs recognized on these nonfinancial assets in 2021, 2020 and 2019 amounted to ₱710.5 million, ₱170.1 million and nil, respectively.

Measurement of ECL

ECLs are derived from unbiased and probability-weighted estimates of expected loss, and are measured as follows:

- *Financial assets that are not credit-impaired at the balance sheet date:* as the present value of all cash shortfalls over the expected life of the financial asset discounted by the effective interest rate. The cash shortfall is the difference between the cash flows due to the Group in accordance with the contract and the cash flows that the Group expects to receive.
- *Financial assets that are credit-impaired at the balance sheet date:* as the difference between the gross carrying amount and the present value of estimated future cash flows discounted by the effective interest rate.
- *Undrawn loan commitments:* as the present value of the difference between the contractual cash flows that are due to the Group if the commitment is drawn down and the cash flows that the Group expects to receive.
- *Financial guarantee contracts:* as the expected payments to reimburse the holder less any amounts that the Group expects to recover.

The Group leverages existing risk management indicators (e.g. internal credit risk classification and restructuring triggers), credit risk rating changes and reasonable and supportable information which allows the Group to identify whether the credit risk of financial assets has significantly increased.

Inputs, assumptions and estimation techniques

The ECL is measured on either a 12-month or lifetime basis depending on whether a significant increase in credit risk has occurred since initial recognition or whether an asset is considered to be credit-impaired. Expected credit losses are the discounted product of the Probability of Default (PD), Loss Given Default (LGD), and Exposure at Default (EAD), defined as follows:

- *Probability of default*
The PD represents the likelihood of a borrower defaulting on its financial obligation, either over the next 12 months, or over the remaining life of the obligation. PD estimates are estimates at a certain date, which are calculated based on statistical rating models, and assessed using rating tools tailored to the various categories of counterparties and exposures. If a counterparty or exposure migrates between rating classes, then this will lead to a change in the estimate of the associated PD. PDs are estimated considering the contractual maturities of exposures. The 12-months and lifetime PD represent the expected point-in-time probability of a default over the next 12 months and remaining lifetime of the financial instrument, respectively, based on



conditions existing at the balance sheet date and future economic conditions that affect credit risk.

- *Loss given default*

Loss Given Default represents the Group's expectation of the extent of loss on a defaulted exposure, taking into account the mitigating effect of collateral, its expected value when realized and the time value of money. LGD varies by type of counterparty, type of seniority of claim and availability of collateral or other credit support. LGD is expressed as a percentage loss per unit of EAD.

- *Exposure at default*

EAD is based on the amounts the Group expects to be owed at the time of default, over the next 12 months or over the remaining lifetime.

The ECL is determined by projecting the PD, LGD, and EAD for each future month and for each individual exposure or collective segment. These three components are multiplied together and adjusted for the likelihood of survival (i.e. the exposure has not prepaid or defaulted in an earlier month). This effectively calculates an ECL for each future month, which is then discounted back to the balance sheet date and summed. The discount rate used in the ECL calculation is the original effective interest rate or an approximation thereof.

The lifetime PD is developed by applying a maturity profile to the current 12-month PD. The maturity profile looks at how defaults develop on a portfolio from the point of initial recognition throughout the lifetime of the loans. The maturity profile is based on historical observed data and is assumed to be the same across all assets within a portfolio and credit grade band. This is supported by historical analysis. The 12-month and lifetime EADs are determined based on the expected payment profile, which varies by customer segment.

The 12-month and lifetime LGDs are determined based on the factors which impact the recoveries made post default. LGDs are typically set at product level due to the limited differentiation in recoveries achieved across different borrowers. These LGD's are influenced by collection strategies including contracted debt sales and price.

The assumptions underlying the ECL calculation, such as how the maturity profile of the PDs change, are monitored and reviewed on a quarterly basis.

Simplified approach for trade receivables and contract assets

The Group uses a provision matrix to calculate ECLs for trade receivables and contract assets. The provision rates are based on days past due for various customer segments that have similar loss patterns (i.e., by geography, product type, customer type and rating, and coverage by letters of credit).

The provision matrix is initially based on the Group's historical observed default rates. The Group will calibrate the matrix to adjust the historical credit loss experience with forward-looking information. For instance, if forecast economic conditions (i.e., gross domestic product) are expected to deteriorate over the next year which can lead to an increased number of defaults in the industrial segment, the historical default rates are adjusted. At every balance sheet date, the historical observed default rates are updated and changes in the forward-looking estimates are analyzed.



The assessment of the correlation between historical observed default rates, forecast economic conditions and ECLs is a significant estimate. The amount of ECLs is sensitive to changes in circumstances and of forecast economic conditions. The Group's historical credit loss experience and forecast of economic conditions may also not be representative of customer's actual default in the future.

There have been no significant changes in estimation techniques or significant assumptions made during the reporting period.

Incorporation of forward-looking information

The Group incorporates forward-looking information into both its assessment of whether the credit risk of an instrument has increased significantly since its initial recognition and its measurement of ECL.

The base case represents a most-likely outcome and is aligned with information used by the Group for other purposes such as strategic planning and budgeting. The other scenarios represent more optimistic and more pessimistic outcomes. Periodically, the Group carries out stress testing of more extreme shocks to calibrate its determination of these other representative scenarios.

The Group has identified and documented key drivers of credit risk and credit losses of each portfolio of financial instruments and, using an analysis of historical data, has estimated relationships between macro-economic variables and credit risk and credit losses.

The macro-economic variables include the following key indicators for the Philippines: unemployment rates, inflation rates, gross domestic product growth and net personal income growth.

Predicted relationship between the key indicators and default and loss rates on various portfolios of financial assets have been developed based on analyzing historical data over the past 5 years. The methodologies and assumptions including any forecasts of future economic conditions are reviewed regularly.

The Group has not identified any uncertain event that it has assessed to be relevant to the risk of default occurring but where it is not able to estimate the impact on ECL due to lack of reasonable and supportable information.

An increase in the Group's allowance for ECL of trade and other receivables will increase the Group's recorded expenses and decrease current assets. As of December 31, 2021 and 2020, allowance for ECL amounted to ₱4.4 billion and ₱3.4 billion, respectively. Trade and other receivables, net of allowance for ECL, amounted to ₱48.4 billion and ₱39.4 billion as of December 31, 2021 and 2020, respectively (see Note 5).

Estimating allowance for inventory obsolescence

The Group estimates the allowance for inventory obsolescence based on the status of inventories. The amounts and timing of recorded expenses for any period would differ if different judgments or different estimates are made. An increase in allowance for inventory obsolescence would increase recorded expenses and decrease current assets. As of December 31, 2021 and 2020, allowance for inventory obsolescence amounted to ₱27.5 million and ₱102.8 million, respectively. The carrying



amounts of inventories, including land and improvements, net of valuation allowance, amounted to ₱32.0 billion and ₱24.7 billion as of December 31, 2021 and 2020, respectively (see Note 6).

Estimating the incremental borrowing rate (IBR)

The Group cannot readily determine the interest rate implicit in the lease, therefore, it uses its IBR to measure lease liabilities. The IBR is the rate of interest that the Group would have to pay to borrow over a similar term, and with a similar security, the funds necessary to obtain an asset of a similar value to the right-of-use asset in a similar economic environment. The IBR therefore reflects what the Group 'would have to pay', which requires estimation when no observable rates are available or when they need to be adjusted to reflect the terms and conditions of the lease. The Group estimates the IBR using observable inputs (such as market interest rates) when available and is required to make certain entity-specific estimates.

The carrying amount of the lease liabilities amounted to ₱34.3 billion and ₱39.8 billion as of December 31, 2021 and 2020, respectively (see Note 22).

Estimating decommissioning liability

Under the Geothermal Resource Service Contract (GRSC), the Group has a legal obligation to decommission, abandon and perform surface rehabilitation on its steam field asset at the end of its useful life. The Group also has a legal obligation under its land lease agreements to decommission the power plants at the end of its lease term. The Group recognizes the present value of the obligation to decommission the plant, abandon and perform surface rehabilitation of the steam field asset and capitalizes the present value of this cost as part of the balance of the related property, plant and equipment, which are being depreciated and amortized on a straight-line basis over the useful life of the related asset.

These costs are accrued based on in-house estimates, which incorporates estimates of the amount of obligations and interest rates, if appropriate. Assumptions used to compute the provision are reviewed and updated annually. Each year, the provision is increased to reflect the accretion of discount and to accrue an estimate for the effects of inflation, with charges being recognized as accretion expense, included under "Interest expense" in the consolidated statements of income.

Changes in the decommissioning liability that result from a change in the current best estimate of cash flows required to settle the obligation or a change in the discount rate are added to (or deducted from) the amount recognized as the related asset and the periodic unwinding of the discount on the liability is recognized in the consolidated statement of income as it occurs.

While the Group has made its best estimate in establishing the decommissioning provision, because of potential changes in technology as well as safety and environmental requirements, plus the actual time scale to complete decommissioning activities, the ultimate provision requirements could either increase or decrease significantly from the Group's current estimates.

The amounts and timing of recorded expenses for any period would be affected by changes in these factors and circumstances.

Decommissioning liability amounted to ₱5.7 billion and ₱5.0 billion as of December 31, 2021 and 2020, respectively (see Note 21).



Recognition of deferred income tax assets

The Group reviews the carrying amounts of deferred income tax assets at each balance sheet date and reduces deferred income tax assets to the extent that it is no longer probable that sufficient taxable income will be available to allow all or part of the deferred income tax assets to be utilized. The Group has deferred income tax assets amounting ₱2.8 billion and ₱2.9 billion as of December 31, 2021 and 2020, respectively (see Note 32).

Details of the Group's recognized and unrecognized deferred income tax assets are discussed in Note 32.

Pension benefits

The costs of defined benefit pension plans, as well as the present value of the pension obligation, are determined using actuarial valuations. The actuarial valuation involves making various assumptions. These include the determination of the discount rates, future salary increases, mortality rates and future pension increases. Due to the complexity of the valuation, the underlying assumptions and its long-term nature, defined benefit obligations are highly sensitive to changes in these assumptions. All assumptions are reviewed at each balance sheet date.

Net benefit expense amounted to ₱448.6 million in 2021, ₱353.7 million in 2020 and ₱315.8 million in 2019. The net pension assets as of December 31, 2021 and 2020 amounted to ₱293.2 million and ₱115.0 million, respectively. Net pension liabilities as of December 31, 2021 and 2020 amounted to ₱493.3 million and ₱574.2 million, respectively (see Note 30).

In determining the appropriate discount rate, management considers the interest rates of government bonds that are denominated in the currency in which the benefits will be paid, with extrapolated maturities corresponding to the expected duration of the defined benefit obligation.

The mortality rate is based on publicly available mortality tables for the specific country and is modified accordingly with estimates of mortality improvements. Future salary increases and pension increases are based on expected future inflation rates for the specific country.

Further details about the assumptions used are provided in Note 30.

Fair value less estimated costs to sell of biological assets

The Group determines the most reliable estimate of fair value less estimated costs to sell of its biological assets. Fair value reflects the most recent market transaction price provided that there has been no significant change in economic circumstances between the date of transaction and balance sheet date. Point-of-sale cost is estimated based on recent transactions and is deducted from the fair value in order to measure the biological assets at balance sheet date.

As of December 31, 2021 and 2020, the carrying value of the biological assets amounted to ₱1.3 billion and ₱0.9 billion, respectively (see Note 8).

Fair value of financial instruments

When the fair values of financial assets and financial liabilities recorded in the consolidated balance sheet cannot be measured based on quoted prices in active markets, their fair value is measured using valuation techniques including the discounted cash flow (DCF) model. The inputs to these models are taken from observable markets where possible, but where this is not feasible, a degree of judgement is required in establishing fair values. Judgments include considerations of inputs such



as liquidity risk, credit risk and volatility. Changes in assumptions about these factors could affect the reported fair value of financial instruments. See Note 36 for further disclosures.

Contingent consideration, resulting from business combinations, is valued at fair value at the acquisition date as part of the business combination. When the contingent consideration meets the definition of a financial liability, it is subsequently re-measured to fair value at each balance sheet date. The determination of the fair value is based on discounted cash flows.

Revaluation of investment properties

The Group carries its investment properties at fair value, with changes in fair value being recognized in the consolidated statements of income. The Group engaged an independent valuation specialist to assess the fair values of these properties. For these assets, the valuation methodology used was Sales Comparison Approach. This method considers the sales of similar or substitute properties and related market data and establishes a value estimate by processes involving comparison (see Note 15).

Legal contingencies

The estimate of probable costs for the resolution of possible claims has been developed in consultation with outside counsels handling the Group's defense in these matters and is based upon an analysis of potential results. No provision for probable losses arising from legal contingencies was recognized in the Group's consolidated financial statements for the years ended December 31, 2021, 2020 and 2019.

4. Cash and Cash Equivalents

	2021	2020
Cash on hand and in banks	₱69,873,600	₱22,224,763
Short-term deposits	77,660,435	43,741,648
	₱147,534,035	₱65,966,411

Cash in banks earn interest at floating rates based on daily bank deposit rates. Short-term deposits are made for varying periods depending on the immediate cash requirements of the Group, and earn interest at the respective short-term deposit rates. Interest income earned from cash and cash equivalents amounted to ₱0.5 billion in 2021, ₱0.9 billion in 2020 and ₱1.5 billion in 2019 (see Note 36).



5. Trade and Other Receivables

	2021	2020
Trade receivables		
Power (see Note 36)	₱22,637,873	₱17,726,379
Food manufacturing	9,606,123	7,901,937
Real estate	9,672,636	7,593,207
Holding and others	1,418,008	1,096,632
	43,334,640	34,318,155
Nontrade receivables	7,790,692	6,521,500
Dividends receivable (see Note 10)	1,192,000	1,498,000
Advances to contractors	202,394	234,799
Others	297,928	276,282
	52,817,654	42,848,736
Less allowance for expected credit losses	4,430,583	3,423,691
	48,387,071	39,425,045
Less noncurrent portion	366,651	1,398,791
	₱48,020,420	₱38,026,254

Trade receivables, except real estate receivables, are generally non-interest bearing and on 10 - 30 days' terms.

For terms and conditions relating to related party receivables, refer to Note 35.

Advances to contractors refer to noninterest-bearing advance payments made for acquisition of inventories and services which are offset against progress billings to be made by the suppliers.

Non-trade receivable relates mostly to claims from insurance against the property damage and business interruption insurance policies, and receivable of GMEC from the National Grid Corporation of the Philippines (NGCP) related to the sale of transmission assets in 2019 and advances to partners in GMEC. This account also includes receivables relating to PSALM deferred adjustments (see note 42k), receivable from disposal of property held for sale in 2021 and reimbursable expenses from contractors and customers of the real estate group.

Other receivables include accrued interest income.

Trade Receivables of Real Estate Group

Contractual maturities of trade receivables from sale of real estate inventories range from 1 to 180 months. Current and noncurrent portion of these receivables amounted to ₱9.4 billion and ₱0.3 billion, respectively, as of December 31, 2021, and ₱7.3 billion and ₱0.3 billion, respectively, as of December 31, 2020.

Trade receivables of real estate group include contract assets amounting to ₱2.6 billion and ₱2.7 billion as of December 31, 2021 and 2020, respectively. Contract assets represent excess of recognized revenues from contracts with real estate customers determined based on percentage-of-completion, against amounts billed to customers.



The rollforward analysis of allowance for expected credit losses is presented below:

December 31, 2021

	Trade Receivables			Total
	Power	Food Manufacturing	Real Estate	
At beginning of year	₱2,276,373	₱986,646	₱160,672	₱3,423,691
Provisions (see Note 28)	1,089,566	277,873	—	1,367,439
Write-off	(204,940)	(10,322)	(4,976)	(220,238)
Reversals/recovery/others	(142,018)	1,709	—	(140,309)
At end of year	₱3,018,981	₱1,255,906	₱155,696	₱4,430,583

December 31, 2020

	Trade Receivables			Total
	Power	Food Manufacturing	Real Estate	
At beginning of year	₱1,973,520	₱701,871	₱102,835	₱2,778,226
Provisions (see Note 28)	719,193	328,809	57,837	1,105,839
Write-off	(121,618)	(2,264)	—	(123,882)
Reversals/recovery/others	(294,722)	(41,770)	—	(336,492)
At end of year	₱2,276,373	₱986,646	₱160,672	₱3,423,691

Reversals of allowance for expected credit losses are presented as part of “Others - net” under “Other income (expense) - net” account in the consolidated statements of income.

6. Inventories

	2021	2020
At cost:		
Fuel	₱3,399,155	₱1,635,333
Materials, parts and supplies	6,330,406	4,812,170
Real estate inventories	5,571,339	4,761,107
Raw materials	3,103,215	2,101,297
Land and improvements	2,898,818	3,039,972
Finished goods (see Note 28)	1,437,567	1,449,166
Work in progress	21,223	33,367
At NRV:		
Wheat grains and other raw materials	8,229,431	5,915,153
Materials, parts and supplies	1,001,305	938,320
	₱31,992,459	₱24,685,885

The cost of inventories recognized as part of cost of generated power in the consolidated statements of income amounted to ₱27.5 billion in 2021, ₱19.7 billion in 2020 and ₱29.4 billion in 2019 (see Note 28). The cost of inventories recognized as part of operating expenses in the consolidated



statements of income amounted to ₱272.1 million in 2021, ₱305.8 million in 2020 and ₱353.7 million in 2019 (see Note 28).

Cost of inventories carried at NRV amounted to ₱9.2 billion and ₱6.9 billion as of December 31, 2021 and 2020, respectively.

A summary of the movement in real estate inventories is set out below:

	2021	2020
At January 1	₱4,761,107	₱4,891,197
Construction/development costs incurred	1,218,748	1,397,039
Land acquired during the year	1,594,136	41,814
Contract cost asset related to capitalized sales commissions	198,732	182,574
Reversal of capitalized commission related to forfeited units	(13,027)	(6,035)
Amortization of capitalized contract cost asset (recognized as cost of real estate inventories sold)	(86,826)	(64,572)
Cost of real estate inventories sold	(2,101,531)	(1,683,698)
Others	—	2,788
At December 31	₱5,571,339	₱4,761,107

A summary of the movement of land and improvements is set out below:

	2021	2020
At January 1	₱3,039,972	₱2,570,892
Addition	—	456,011
Transfers to investment properties	—	(406)
Disposal	—	(141)
Other transfers/adjustments	(141,154)	13,616
At December 31	₱2,898,818	₱3,039,972



7. Other Current Assets

	2021	2020
Restricted cash	₱4,073,381	₱5,324,213
Input VAT	2,073,926	3,452,005
Prepaid expenses	3,965,498	2,239,858
Insurance assets	2,440,819	2,227,427
Advances to NGCP	615,785	1,167,296
Short-term cash deposits	6,986,505	960,460
Deposits for land acquisition	1,058,123	885,788
Biological assets (see Note 8)	1,110,023	800,264
Advances to suppliers	864,879	106,870
Others	2,229,325	1,538,502
	₱25,418,264	₱18,702,683

Restricted cash represents proceeds from sale of power under the control of trustees of TVI's and TSI's lenders as per loan agreement (see Note 19). The asset will be used to pay the current portion of loans payable and interest payments in the following period.

Advances to NGCP pertain TVI's cost of construction and installation of substation and transmission facilities which are subject for reimbursement.

Short-term cash deposits are fixed-term deposits with maturities of less than one year from dates of acquisition. These earn interest at the respective bank deposit rates.

Prepaid expenses mainly include prepaid taxes and prepayments for insurance.

"Others" include asset held for sale and prepayments to regulatory agencies.

8. Biological Assets

	2021	2020
Presented under Other Current Assets (see Note 7):		
Market hogs	₱591,807	₱396,905
Piglets	323,180	230,173
Growing stocks	177,850	173,186
Others	17,186	—
	1,110,023	800,264
Presented under Other Noncurrent Assets:		
Bearers (breeders) (see Note 16)	166,271	133,440
	₱1,276,294	₱933,704



As of December 31, 2021 and 2020, biological assets are measured at fair value under Level 3 input. Fair values are determined based on average market selling prices at balance sheet date. Market hogs, piglets, growing stocks, bearers (breeders), and others are measured at fair value less estimated costs to sell.

During the years ended December 31, 2021 and 2020, there were no transfers between Level 1 and Level 2 fair value measurements, and no transfers into and out of Level 3 fair value measurements.

The reconciliation of changes in the carrying amount of consumable biological assets follows:

	2021	2020
At beginning of year	₱933,704	₱1,083,124
Additions	1,052,236	1,079,523
Sales at fair value	(578,149)	(1,310,621)
Transferred to breeding herd	(268,371)	(224,033)
Increase in fair value (see Notes 28 and 31)	133,774	305,711
Others	3,100	—
At end of year	₱1,276,294	₱933,704

Consumable biological assets are included under “Other current assets” account while bearers are included under “Other noncurrent assets” account in the consolidated balance sheets (see Notes 7 and 16).

9. Acquisitions and Disposals of Shares of Stock of Subsidiaries

a. Sale of AP shares

On December 16, 2021, AEV completed the sale of its 25% ownership in AP to JERA Asia Private Limited. Total consideration for the sale was \$1.46 billion or ₱73.1 billion. This sale reduced the Company’s ownership in AP from 77% to 52% but did not result to a loss of control over AP and is considered as an equity transaction, as a sale of non-controlling interest, accordingly, the gain from the sale totaling to ₱35.5 billion is recognized directly in equity as part of “Equity reserves”.

b. Acquisition of additional interest from non-controlling interests in GCMH Group

In January 2021, GCMH acquired the remaining 30% equity interest in GCSSB.

In November 2021, GCMH acquired the remaining 30% equity interest in GCMG.

The total consideration for the acquisitions amounted to RM 75.2 million or ₱897.7 million.

The carrying value of non-controlling interest acquired is ₱1.1 billion. GCMH recognized the ₱208.0 million difference between the consideration and carrying value of the additional interest acquired as “Acquisition of non-controlling interests”, an equity reserve account.

The completion of the transaction increased GCMH Group's equity interest in GCMG and GCSSB to 100%.



10. Investments and Advances

	2021	2020
Acquisition cost:		
Balance at beginning of year	₱102,434,357	₱99,669,607
Additions during the year	2,687,648	2,764,750
Disposal	(660,000)	—
Balance at end of year	104,462,005	102,434,357
Accumulated share in net earnings:		
Balances at beginning of year	44,585,338	41,228,330
Share in net earnings for the year	17,245,643	9,019,033
Newly consolidated subsidiary	1,007	—
Disposals during the year	6,742	—
Cash dividends received and receivable	(10,182,096)	(5,662,025)
Balance at end of year	51,656,634	44,585,338
Equity reserve	1,014,136	1,014,136
Share in net unrealized mark-to-market gains on FVOCI investments of associates	(₱609,141)	₱125,612
Share in cumulative translation adjustments of associates and joint ventures	109,898	(699,430)
Share in actuarial losses on retirement benefit plan of associates and joint ventures	(1,148,110)	(1,383,165)
	155,485,422	146,076,848
Less allowance for impairment losses	680,731	680,731
	154,804,691	145,396,117
Advances to associates	10,922	20,527
	₱154,815,613	₱145,416,644

The Group's investees and the corresponding equity ownership are as follows:

	Nature of Business	Percentage of ownership		
		2021	2020	2019
MORE ¹ (see Note 3)	Holding	83.33	83.33	83.33
GNPD ^{1**} (see Note 3 and 9)	Power generation	70.00	70.00	72.50
AEV CRH (see Note 3)	Holding	60.00	60.00	60.00
AA Thermal ^{1 & 2} (see Notes 3 and 9)	Holding	60.00	60.00	60.00
Cebu District Property Enterprise, Inc. (CDPEI) ^{1**}	Real estate	50.00	50.00	50.00
Cebu Homegrown Developers, Inc. (CHDI) ^{1**}	Real estate	—	50.00	50.00
Union Bank of the Philippines (UBP)	Banking	49.66	49.34	49.34
Hijos de F. Escaño, Inc. (Hijos)	Holding	46.73	46.73	46.73
CRH ABOITIZ Holdings, Inc. (CRH ABOITIZ)	Holding	45.00	45.00	45.00
Mazzaraty Energy Corporation (MEC)	Retail electricity supplier	44.87	44.87	44.87
San Fernando Electric Light & Power Co., Inc. (SFELAPCO)	Power distribution	43.78	43.78	43.78
Pampanga Energy Ventures, Inc. (PEVI)	Holding	42.84	42.84	42.84
Electricidad, Inc.**	Power generation	—	40.00	40.00
STEAG	Power generation	34.00	34.00	34.00
Cebu Energy Development Corp. (CEDC)	Power generation	26.40	26.40	26.40
Redondo Peninsula Energy, Inc. (RP Energy) **	Power generation	25.00	25.00	25.00
Gold Coin Feed Mills (B) Sdn. Bhd. (see Note 9) ***	Feedmills	20.00	20.00	20.00
Southern Philippines Power Corporation (SPPC)	Power generation	20.00	20.00	20.00



Western Mindanao Power Corporation (WMPC)	Power distribution	20.00	20.00	20.00
Balibago Water Systems, Inc. (BWSI) ³	Water distribution	15.94	15.94	15.94
Singlife Philippines Inc. [SLPI] ³	Insurance	15.00	15.00	15.00
Unity Digital Infrastructure Inc. (formerly Aboitiz Airports Advisory Services Corporation, UDII) ⁴	Services	50.00	100.00	—

¹Joint ventures.

²Economic interest.

³Significant influence by virtue of the board seat held by the Group.

⁴In 2021, the Group reduced its effective ownership in UDII to 50% upon entry of new joint venture partner.

**No commercial operations as of December 31, 2021.

***Registered in Malaysia and is part of GCMH Group.

Unless otherwise indicated, the principal place of business and country of incorporation of the Group's associates and joint ventures are in the Philippines. All investees above are associates except as otherwise indicated.

All ownership percentages presented in the table above are direct ownership of the Group except for GNPD and SFELAPCO. As of December 31, 2021, AA Thermal has an indirect ownership in GNPD of 50% while the Group's direct ownership in GNPD is 40% resulting to the Group's effective ownership in GNPD of 70%. PEVI has direct ownership in SFELAPCO of 54.83% while the Group's direct ownership in SFELAPCO is 20.29% resulting to the Group's effective ownership in SFELAPCO of 43.78%.

As of December 31, 2021 and 2020, the undistributed earnings of the associates and joint ventures included in the Group's retained earnings are not available for distribution to the stockholders unless declared by the associates and joint ventures (see Note 24).

2021

GNPD

In 2021, the Group, through TPI and AA Thermal, made capital contributions to GNPD amounting to ₱952.1 million.

UDII

In 2021, the Group made capital contributions to UDII amounting to ₱993.7 million.

UBP

In 2021, the Group acquired 4.8 million additional shares of UBP for a total consideration of ₱384.6 million.

CDPEI

In 2021, the Group made capital contributions to CDPEI amounting to ₱310.0 million.

SLPI

In 2021, the Group made capital contributions to SLPI amounting to ₱45.0 million.

CHDI

In 2021, Aboitizland sold its 50% equity interest in CHDI for ₱609.0 million.



Electricidad, Inc.

In 2021, the Group, through ARI acquired 100% of Electricidad, Inc. from TPI (40%) and La Filipina Uy Gongco Corporation (60%) at its par value of ₱0.2 million. As a result, Electricidad, Inc. (formerly an associate) became a subsidiary.

2020

GNPD

In 2020, the Group, through TPI and AA Thermal, made capital contributions to GNPD amounting to US\$48.3 million (₱2.3 billion).

CHDI

In 2020, Aboitizland made capital contributions to CHDI amounting to ₱430.0 million.

Hijos

In 2020, the Group converted the advances to Hijos to equity in the form of common and redeemable preferred shares amounting to ₱15.4 million.

The detailed carrying values of investees, which are accounted for under the equity method, follow:

	2021	2020
UBP	₱59,428,617	₱55,369,791
GNPD/ATI	48,681,280	41,859,316
AEV CRH	25,245,843	24,297,741
MORE	8,151,748	10,653,803
STEAG	3,211,116	3,855,162
CEDC	2,928,493	3,409,799
CDPEI	1,721,667	1,417,499
CRH ABOITIZ	1,694,840	1,146,868
SFELAPCO/PEVI	1,023,892	928,495
UDII	960,008	—
BWSI	620,870	580,523
RP Energy	361,663	522,347
WMPC	179,639	168,244
SPPC	48,368	53,246
CHDI	—	652,257
Others	546,647	481,026
	₱154,804,691	₱145,396,117



The fair value of the investment in UBP for which there is a published price quotation amounted to ₱60.3 billion and ₱43.2 billion as of December 31, 2021 and 2020, respectively. Following is the summarized financial information of significant associates and joint ventures:

	2021	2020	2019
UBP			
Total current assets	₱189,859,889	₱199,808,679	₱164,085,694
Total noncurrent assets	646,963,055	579,640,542	611,326,747
Total current liabilities	(649,381,089)	(609,454,264)	(623,292,442)
Total noncurrent liabilities	(69,853,986)	(59,853,656)	(49,373,397)
Equity attributable to equity holders of UBP Parent Company	₱116,810,507	₱109,348,591	₱102,224,491
Gross revenue	₱36,327,569	₱38,577,694	₱38,355,155
Operating profit	15,417,321	12,706,087	15,082,156
Net income attributable to equity holders of the parent	12,887,813	11,866,730	14,492,636
Total comprehensive income attributable to equity holders of the parent	11,779,111	11,400,379	14,089,679
AEV CRH			
Total current assets	₱9,043,918	₱9,846,023	₱7,641,829
Total noncurrent assets	85,060,615	86,791,652	88,563,173
Total current liabilities	(13,751,204)	(8,760,495)	(10,153,092)
Total noncurrent liabilities	(37,729,595)	(47,148,627)	(46,636,497)
Equity attributable to equity holders of AEV CRH Parent Company	₱42,664,241	₱40,761,254	₱39,457,293
Gross revenue	₱27,347,174	₱22,436,120	₱23,937,863
Operating profit	2,864,011	3,077,040	1,760,626
Net income (loss) attributable to equity holders of the parent	1,371,940	1,222,888	(756,190)
Group's share in net income (loss)	₱823,164	₱733,733	(₱453,714)



	2021	2020	2019
GNPD			
Total current assets	₱14,738,599	₱3,949,591	₱1,612,549
Total noncurrent assets	81,161,930	71,095,383	67,043,356
Total current liabilities	(5,173,546)	(2,542,327)	(5,623,202)
Total noncurrent liabilities	(64,794,734)	(56,958,752)	(48,514,482)
Equity	₱25,932,249	₱15,543,895	₱14,518,221
Gross revenue	₱18,531,437	₱1,725,867	₱—
Operating income (loss)	₱2,067,594	(₱752,254)	(₱1,161,098)
Net income (loss)	7,495,055	(1,642,379)	(1,160,004)
Other comprehensive income	—	1,514	—
Group's share in net income (loss)	₱2,922,760	(₱683,376)	(₱726,682)
Additional information:			
Cash and cash equivalents	₱6,037,783	₱272,868	₱1,093,991
Current financial liabilities	1,295,090	1,213,841	2,033,297
Noncurrent financial liabilities	2,133,426	2,146,158	48,514,482
Depreciation and amortization	113,358	8,051	61,005
Interest income	26,868	3,702	590
Interest expense	(87,560)	(24,494)	(63,928)
Income tax expense	1,448,237	807,066	395,945
MORE			
Total current assets	₱655,296	₱1,046,825	₱681,925
Total noncurrent assets	9,672,667	12,724,102	12,222,826
Total current liabilities	(510,947)	(961,848)	(610,443)
Total noncurrent liabilities	(34,918)	(24,516)	(75,721)
Equity	₱9,782,098	₱12,784,563	₱12,218,587
Gross revenue	₱222,460	₱178,636	₱198,636
Operating profit	3,800,149	3,194,516	3,750,522
Net income	3,788,908	3,193,335	3,732,874
Other comprehensive income (loss)	16,501	22,889	(152,630)
Group's share in net income	₱3,157,424	₱2,658,476	₱3,110,204



	2021	2020	2019
Additional information:			
Cash and cash equivalents	₱55,669	₱36,165	₱34,480
Current financial liabilities	10,385	9,890	11,745
Noncurrent financial liabilities	8,209	13,785	43,821
Depreciation and amortization	18,628	20,124	18,163
Interest income	188	500	1,175
Interest expense	(1,501)	(2,132)	(4,272)
Income tax expense	10,149	4,836	14,373
STEAG			
Total current assets	₱3,510,163	₱5,053,099	₱3,107,046
Total noncurrent assets	9,155,136	9,000,415	9,967,406
Total current liabilities	(1,687,950)	(1,605,648)	(1,379,138)
Total noncurrent liabilities	(3,732,167)	(4,205,178)	(2,840,129)
Equity	₱7,245,182	₱8,242,688	₱8,855,185
Gross revenue	3,780,615	₱3,941,673	₱4,812,414
Operating profit	1,242,155	1,504,642	1,250,028
Net income	1,028,755	1,022,111	1,150,501
Other comprehensive income (loss)	73,301	(42,194)	(29,106)
Group's share in net income	₱218,730	₱210,781	₱249,432
CEDC			
Total current assets	₱4,546,675	₱4,611,404	₱5,199,140
Total noncurrent assets	11,074,007	11,851,774	12,842,201
Total current liabilities	(3,205,091)	(7,751,429)	(2,496,096)
Total noncurrent liabilities	(5,823,525)	(1,008,946)	(7,672,244)
Equity	₱6,592,066	₱7,702,803	₱7,873,001
Gross revenue	₱8,984,184	₱7,718,729	₱8,578,452
Operating profit	4,111,795	2,726,815	3,017,831
Net income	1,921,029	1,576,645	2,317,071
Other comprehensive income (loss)	(36,552)	(17,256)	29,483
Group's share in net income	₱839,766	₱1,002,882	₱611,707



SFELAPCO			
Total current assets	₱1,071,258	₱1,112,909	₱1,135,431
Total noncurrent assets	2,918,480	2,825,295	2,691,104
Total current liabilities	(699,925)	(831,991)	(868,787)
Total noncurrent liabilities	(772,733)	(826,003)	(784,368)
Equity	₱2,517,080	₱2,280,210	₱2,173,380
<hr/>			
Gross revenue	₱4,674,301	₱4,318,340	₱4,448,624
Operating profit	1,336,613	573,989	479,553
Net income	517,748	437,566	342,199
Other comprehensive income (loss)	68,923	8,203	(51,500)
Group's share in net income	₱234,137	₱164,080	₱149,815
<hr/>			
CRH ABOITIZ			
Total current assets	₱4,301,756	₱3,465,478	₱2,282,852
Total noncurrent assets	972,387	1,060,228	2,018,183
Total current liabilities	(1,649,191)	(1,998,848)	(1,207,635)
Total noncurrent liabilities	(137,845)	(235,367)	(311,037)
Equity attributable to equity holders of CRH ABOITIZ Parent Company	₱3,487,107	₱2,291,491	₱2,782,363
<hr/>			
Gross revenue	₱24,523,388	₱19,400,456	₱22,381,756
Operating profit	1,853,270	753,143	2,006,089
Net income (loss) attributable to equity holders of the parent	1,155,742	(540,705)	2,123,380
Group's share in net income (loss)	₱520,084	(₱243,317)	₱955,521
<hr/>			
BWSI			
Total current assets	₱1,170,651	₱914,456	₱873,394
Total noncurrent assets	2,740,581	2,442,976	1,985,934
Total current liabilities	(1,089,356)	(874,732)	(376,229)
Total noncurrent liabilities	(831,087)	(588,271)	(655,607)
Equity	₱1,990,789	₱1,894,429	₱1,827,492
<hr/>			
Gross revenue	₱2,007,370	₱1,771,653	₱1,542,971
Gross profit	1,026,115	1,017,943	879,122
Net income	353,031	379,214	287,131
Group's share in net income	₱56,273	₱60,447	₱44,129
<hr/>			



WMPC			
Total current assets	₱933,419	₱786,831	₱643,983
Total noncurrent assets	245,101	338,568	348,174
Total current liabilities	(210,852)	(203,776)	(193,157)
Total noncurrent liabilities	(67,288)	(80,403)	(83,804)
Equity	₱900,380	₱841,220	₱715,196
Gross revenue	₱1,596,258	₱1,390,204	₱1,157,772
Operating profit	630,603	427,771	280,417
Net income	351,931	348,795	196,693
Other comprehensive income	—	—	—
Group's share in net income	₱71,395	₱69,667	₱31,353
SPPC			
Total current assets	₱142,071	₱149,970	₱148,228
Total noncurrent assets	189,810	222,642	265,422
Total current liabilities	(37,565)	(51,339)	(39,137)
Total noncurrent liabilities	(53,015)	(55,041)	(76,324)
Equity	₱241,301	₱266,232	₱298,189
Gross revenue	₱—	₱12,857	₱—
Operating loss	(9,490)	(56,722)	(88,013)
Net loss	(43,115)	(48,136)	(77,296)
Other comprehensive income	—	—	—
Group's share in net loss	(₱4,878)	(₱8,250)	(₱15,459)
AA Thermal			
Total current assets	₱9,859	₱491,206	₱75,243
Total noncurrent assets	16,775,941	15,998,648	14,827,626
Total current liabilities	(89)	(134)	(7,762)
Total noncurrent liabilities	(152)	—	—
Equity	₱16,785,559	₱16,489,720	₱14,895,107
Gross revenue	₱—	₱—	₱—
Operating profit	—	—	—
Net loss	(2,920)	—	—
Other comprehensive income	—	—	—
Group's share in net loss	₱—	(₱6,937)	₱—



Others*			
Total current assets	₱2,522,526	₱2,516,803	₱777,850
Total noncurrent assets	9,903,488	10,768,059	10,180,503
Total current liabilities	384,304	(474,097)	(910,703)
Total noncurrent liabilities	4,041,193	(4,546,333)	(3,591,416)
Gross revenue	₱134,657	₱238,538	₱154,018
Net loss	(23,844)	(169,835)	(57,732)

*The financial information of insignificant associates and joint ventures is indicated under "Others".

The amounts for SFELAPCO are based on appraised values which are adjusted to historical amounts upon equity take-up of the Group. Using cost method in accounting for property, plant and equipment, net income amounted to ₱517.7 million, ₱449.2 million and ₱374.8 million in 2021, 2020, and 2019, respectively.

11. Material partly - owned subsidiary

As of December 31, 2021 and 2020, the Company has 52.00% and 77.00% interest in AP, a holding company incorporated in the Philippines.

The summarized financial information as of December 31, 2021, 2020 and 2019 of AP is provided below:

	2021	2020	2019
<i>Summarized comprehensive income information</i>			
Revenue	₱134,359,221	₱110,376,649	₱125,635,157
Cost of sales	74,996,207	54,871,109	71,361,850
Operating expenses	31,153,218	28,625,653	25,417,433
Finance costs - net	13,247,132	13,600,452	12,755,943
Other income - net	9,693,261	7,603,699	7,297,349
Profit before tax	24,655,925	20,883,134	23,397,280
Income tax	2,110,710	6,061,912	3,215,498
Profit for the year	₱22,545,215	₱14,821,222	₱20,181,782
Total comprehensive income	₱28,821,731	₱11,997,615	₱17,566,603
<i>Summarized other financial information</i>			
Total comprehensive income attributable to non-controlling interests	₱1,774,414	₱1,698,873	₱2,619,313
Dividends paid to non-controlling interests	1,687,998	2,350,216	2,580,724



Summarized balance sheet information

Total current assets	₱104,419,937	₱77,504,702
Total noncurrent assets	322,995,682	320,420,416
Total current liabilities	68,419,553	56,023,593
Total noncurrent liabilities	203,415,363	207,316,452
<u>Equity</u>	<u>₱155,580,703</u>	<u>₱134,585.07</u>
<u>Non-controlling interest</u>	<u>₱7,629,621</u>	<u>₱7,426,494</u>

Summarized cash flow information

Operating cash flows	₱36,327,036	₱31,781,669
Investing cash flows	1,018,171	(4,526,973)
Financing cash flows	(19,103,660)	(25,914,010)

On May 15, 2014, the Group, through TPI, entered into a shareholders' agreement with TPEC Holdings Corporation (TPEC) for the development, construction and operation of the 400 MW Pagbilao Unit III in Pagbilao, Quezon through Pagbilao Energy Corporation (PEC). TPI and TPEC both agreed to provide their respective capital contributions and subscribe to common shares such that each stockholder owns 50% of the issued and outstanding shares of stock of PEC.

The financial and operating activities of the operation are jointly controlled by the participating shareholders and are primarily designed for the provision of output to the shareholders.

The Group's share of assets, liabilities, revenue, expenses and cash flows of joint operations are included in the consolidated financial statements on a line-by-line basis.

13. Property, Plant and Equipment

	2021	2020
Property, plant and equipment	₱184,559,214	₱183,138,341
Right-of-use asset (see Note 22)	35,458,993	36,399,754
	<u>₱220,018,207</u>	<u>₱219,538,095</u>



December 31, 2021

	Building, Warehouses and Improvements	Power Plant and Equipment and Steamfield assets	Transmission, Distribution and Substation	Machinery and Equipment	Transportation Equipment	Office Furniture, Fixtures and Equipment	Leasehold Improvements	Land	Construction in Progress	Tools and Others	Total
Cost											
At January 1	₱47,509,690	₱138,325,267	₱23,002,108	₱9,930,653	₱6,446,901	₱13,317,976	₱3,216,534	₱3,677,559	₱7,287,650	₱5,980,779	₱258,695,117
Additions	121,580	1,424,131	—	271,809	173,940	230,309	112,970	10,861	8,696,629	64,504	11,106,733
Disposals	(195)	(335,264)	(9,909)	(9,482)	(117,574)	(76,625)	(53,949)	—	(6,218)	(2,191)	(611,407)
Reclassifications/transfers	13,815,816	(13,146,159)	2,327,320	1,431,728	(3,689,659)	2,628,450	73,682	185,997	(5,872,831)	135,578	(2,110,078)
At December 31	61,446,891	126,267,975	25,319,519	11,624,708	2,813,608	16,100,110	3,349,237	3,874,417	10,105,230	6,178,670	267,080,365
Accumulated depreciation and amortization											
At January 1	9,615,381	40,644,497	6,411,392	5,599,155	1,743,811	6,030,227	934,461	167,863	—	1,161,866	72,308,653
Depreciation and amortization	2,368,350	5,414,585	723,878	731,398	262,164	886,287	160,170	24,831	—	354,248	10,925,911
Disposals	(146)	(119,538)	(2,092)	(9,326)	(103,518)	(84,611)	(53,792)	—	—	(2,134)	(375,157)
Reclassifications/transfers	3,071,861	(7,072,552)	645	237,997	(4,070)	199,466	108,868	690	—	(469,881)	(3,926,976)
At December 31	15,055,446	38,866,992	7,133,823	6,559,224	1,898,387	7,031,369	1,149,707	193,384	—	1,044,099	78,932,431
Impairment (see Note 31)	9,955	787,496	77,541	—	2,088	66,360	251	—	2,645,029	—	3,588,720
Net Book Values	₱46,381,490	₱86,613,487	₱18,108,155	₱5,065,484	₱913,133	₱9,002,381	₱2,199,279	₱3,681,033	₱7,460,201	₱5,134,571	₱184,559,214

December 31, 2020

	Building, Warehouses and Improvements	Power Plant and Equipment (see Note 21)	Transmission, Distribution and Substation	Machinery and Equipment	Transportation Equipment	Office Furniture, Fixtures and Equipment	Leasehold Improvements	Land	Construction in Progress	Tools and Others	Total
Cost											
At January 1	₱45,258,069	₱141,948,261	₱21,295,812	₱9,630,900	₱2,796,330	₱12,659,004	₱3,055,878	₱3,754,564	₱8,094,853	₱2,344,094	₱250,837,765
Additions	452,224	416,501	—	158,599	144,300	269,838	68,193	10,015	5,593,097	214,673	7,327,440
Disposals	(163,304)	(98,178)	—	(40,933)	(201,752)	(61,831)	(12,372)	(1,610)	—	(15,311)	(595,291)
Reclassifications/transfers	1,962,701	(3,941,317)	1,706,296	182,087	3,708,023	450,965	104,835	(85,410)	(6,400,300)	3,437,323	1,125,203
At December 31	47,509,690	138,325,267	23,002,108	9,930,653	6,446,901	13,317,976	3,216,534	3,677,559	7,287,650	5,980,779	258,695,117
Accumulated depreciation and amortization											
At January 1	7,881,849	32,096,916	5,738,598	5,077,557	1,643,826	5,328,053	779,768	147,102	—	1,034,769	59,728,438
Depreciation and amortization	1,781,330	5,923,510	672,817	657,152	272,069	748,404	146,151	21,448	—	389,308	10,612,189
Disposals	(11,234)	(24,237)	(23)	(39,798)	(159,133)	(55,510)	(11,988)	—	—	(2,708)	(304,631)
Reclassifications/transfers	(36,564)	2,648,308	—	(95,756)	(12,951)	9,280	20,530	(687)	—	(259,503)	2,272,657
At December 31	9,615,381	40,644,497	6,411,392	5,599,155	1,743,811	6,030,227	934,461	167,863	—	1,161,866	72,308,653
Impairment (see Note 31)	—	599,963	—	—	2,088	792	251	—	2,645,029	—	3,248,123
Net Book Values	₱37,894,309	₱97,080,807	₱16,590,716	₱4,331,498	₱4,701,002	₱7,286,957	₱2,281,822	₱3,509,696	₱4,642,621	₱4,818,913	₱183,138,341



In 2021 and 2020, the Group determined that an impairment test has to be performed on certain segments of its property, plant and equipment amounting to ₱8.4 billion and ₱41.6 billion respectively. In performing an impairment test calculation, the Group determined the recoverable amount of the relevant property, plant and equipment through value in use (VIU). VIU is derived based on financial budgets prepared by senior management covering the project's entire life. Pre-tax discount rate of 7.51% to 10.88% in 2021 and 7.12% to 8.79% in 2020 was used.

The calculation of value in use of these property, plant and equipment are most sensitive to the following assumptions:

- Discount rate - Discount rate reflects the management's estimate of risks applicable to these projects. The benchmark used by the management to assess operating performance and to evaluate future investment proposals. In determining appropriate discount rates, consideration has been given to various market information, including, but not limited to, government bond yield, bank lending rates and market risk premium.
- Material price inflation - Estimates are obtained from published indices from which the materials are sourced, as well as data relating to specific commodities. Forecast figures are used if data is publicly available, otherwise past actual material price movements are used as an indicator of future price movement.
- Growth rate - The long-term rate used to extrapolate future cash flows excludes expansions and potential improvements in the future. Management also recognized the possibility of new entrants, which may have significant impact on existing growth rate assumptions. Management however, believes that new entrants will not have a significant adverse impact on the forecasts included in the financial budget.

Management have reflected future economic uncertainty in the risk-adjusted cash flows, giving a more accurate representation of the risks specific to the projects taking into account the impact of COVID-19.

In addition, the Group also performed an assessment whether there are specific equipment that should have been impaired.

These assessment resulted to the recognition of impairment losses in 2021 and 2020 amounting to ₱340.6 million and ₱113.7 million, respectively.

In 2021 and 2020, power plant equipment and steam field assets increased by ₱0.5 billion and ₱1.3 billion, respectively, due to the change in accounting estimate and because of an additional obligation originating in 2020 (see Note 21).



In 2021 and 2020, additions to “Construction in progress” include capitalized borrowing costs, net of interest income earned from short-term deposits, amounting to ₱35.8 million and nil, respectively (see Note 19). The rate used to determine the amount of borrowing costs eligible for capitalization ranged from 4.54% to 5.86% and 4.49% to 4.82% which are the effective interest rate of the specific borrowings in 2021 and 2020, respectively.

Property, plant and equipment with carrying amounts of ₱68.1 billion and ₱110.5 billion as of December 31, 2021 and 2020, respectively, are used to secure the Group’s long-term debts (see Note 19).

Fully depreciated property, plant and equipment with cost amounting to ₱4.0 billion and ₱8.1 billion as of December 31, 2021 and 2020, respectively, are still in use.

In 2019, the Group completed the sale of its transmission assets. These assets have been previously recognized as property held for sale carried at its recoverable amount of ₱675.8 million (see Note 31).

14. Intangible Assets

December 31, 2021

	Goodwill	Service concession rights	Franchise	Project development costs	Customer contracts	Software and licenses	Total
Cost:							
Balances at beginning of year	₱55,170,011	₱12,068,755	₱3,078,431	₱1,029,421	₱99,746	₱943,175	₱72,389,539
Additions during the year	—	4,740,735	—	817,954	—	132,668	5,691,357
Write-off (see Note 31)	—	—	—	(369,918)	—	—	(369,918)
Exchange differences/Others	2,405,409	54,583	—	(671,441)	—	(563)	1,787,988
Balances at end of year	57,575,420	16,864,073	3,078,431	806,016	99,746	1,075,280	79,498,966
Accumulated amortization:							
Balances at beginning of year	—	3,403,951	583,620	—	88,835	536,644	4,613,050
Amortization	—	335,239	76,961	—	3,968	131,337	547,505
Balances at end of year	—	3,739,190	660,581	—	92,803	667,981	5,160,555
Net book values	₱57,575,420	₱13,124,883	₱2,417,850	₱806,016	₱6,943	₱407,299	₱74,338,411



December 31, 2020

	Goodwill	Service concession rights	Franchise	Project development costs	Customer contracts	Software and licenses	Total
Cost:							
Balances at beginning of year	₱56,322,732	₱9,585,872	₱3,078,431	₱911,600	₱99,746	₱867,829	₱70,866,210
Additions during the year	—	2,568,430	—	188,439	—	96,599	2,853,468
Write-off (see Note 31)	—	—	—	(56,410)	—	—	(56,410)
Exchange differences/Others	(1,152,721)	(85,547)	—	(14,208)	—	(21,253)	(1,273,729)
Balances at end of year	55,170,011	12,068,755	3,078,431	1,029,421	99,746	943,175	72,389,539
Accumulated amortization:							
Balances at beginning of year	—	3,050,596	506,659	—	84,867	422,993	4,065,115
Amortization	—	353,355	76,961	—	3,968	113,651	547,935
Balances at end of year	—	3,403,951	583,620	—	88,835	536,644	4,613,050
Net book values	₱55,170,011	₱8,664,804	₱2,494,811	₱1,029,421	₱10,911	₱406,531	₱67,776,489

Goodwill

Goodwill acquired through business combinations have been attributed to the following cash-generating unit (CGU).

	2021	2020
GMEC	₱40,284,323	₱37,933,567
GCMH	15,853,122	15,832,496
LEZ	467,586	467,586
PVCL	425,422	395,539
HI	220,228	220,228
BEZ	191,471	191,471
LLI	61,202	61,202
GCFBDC	58,977	54,833
TCP & PB	13,089	13,089
	₱57,575,420	₱55,170,011

The recoverable amount of the CGUs has been determined based on a value in use calculation using cash flow projections based on financial budgets approved by senior management covering a five-year period.

Key assumptions used in value in use calculation for December 31, 2021 and 2020

The following describes each key assumption on which management has based its cash flow projections to undertake impairment testing of goodwill.

Discount rates and growth rates

The discount rate applied to cash flow projections are from 7.51% to 21.10% in 2021 and from 7.12% to 20.67% in 2020, and cash flows beyond the five-year period are extrapolated using a zero percent growth rate.



Revenue assumptions

2021

	LEZ	BEZ	GMEC	HI	GCMH	PVCL	GCFBDC	LLI	TCP & PB
Basis for Revenue Assumptions	Electricity sales				Animal feeds sales			Lot sales	Rental
Year 1	6%	6%	30%	-2%	1%	-4%	-52%	122%	15%
Year 2	9%	1%	5%	3%	7%	7%	4%	5%	12%
Year 3	6%	10%	-3%	0%	6%	10%	6%	-6%	41%
Year 4	4%	0%	1%	20%	6%	9%	6%	11%	22%
Year 5	9%	-3%	-2%	0%	6%	8%	6%	13%	21%

2020

	LEZ	BEZ	GMEC	HI	GCMH	PVCL	GCFBDC	LLI	TCP & PB
Basis for Revenue Assumptions	Electricity sales				Animal feeds sales			Lot sales	Rental
Year 1	4%	6%	8%	17%	12%	8%	2%	4%	83%
Year 2	10%	2%	0%	-2%	8%	3%	5%	4%	15%
Year 3	7%	1%	10%	3%	6%	5%	4%	3%	12%
Year 4	11%	2%	4%	0%	6%	5%	6%	12%	41%
Year 5	10%	3%	0%	20%	5%	5%	6%	9%	22%

Materials price inflation

In 2021, the assumption used to determine the value assigned to the materials price inflation is 2.98% in 2022, 2.51% in 2023 and settles at 2.31% for the next 3 years until 2026. The starting point of 2022 is consistent with external information sources.

In 2020, the assumption used to determine the value assigned to the materials price inflation is 2.50% in 2021, and settles at 3.00% for the next 4 years until 2025.

Foreign exchange rates

In 2021, the assumption used to determine foreign exchange rate is a weakening Philippine peso which starts at a rate of ₱50.92 to a dollar in 2022 and depreciates annually at an average of 1.00% until 2026. In 2020, the assumption used to determine foreign exchange rate is weakening Philippine peso which starts at a rate of ₱50.00 to a dollar in 2021 and depreciates annually at an average of 0.88% until 2025.

Management has reflected future economic uncertainty in the risk-adjusted cash flows, giving a more accurate representation of the risks specific to the Group taking into consideration the impact of COVID-19. To reflect ongoing uncertainty, the likelihood that actual performance will differ from these assumptions has been estimated at a CGU level with reference to external market forecasts and the CGU's current performance.



Based on the impairment testing, no impairment of goodwill was recognized in 2021 and 2020.

With regard to the assessment of value-in-use, management believes that no reasonably possible change in any of the above key assumptions would cause the carrying value of the goodwill to materially exceed its recoverable amount.

Service Concession Rights

Service concession arrangements entered into by the Group are as follows:

- On November 24, 1996, LHC entered into a PPA with NPC, its sole customer, for the construction and operation of a 70-megawatt hydroelectric power generating facility (the Power Station) in Bakun River in Benguet and Ilocos Sur Provinces on a build-operate-transfer scheme. Under the PPA, LHC shall deliver to NPC all electricity generated over a cooperation period of 25 years until February 5, 2026.

On the Transfer Date, as defined in the PPA, LHC shall transfer to NPC, free from any lien or encumbrance, all its rights, title and interest in and to the Power Station and all such data as operating manuals, operation summaries/transfer notes, design drawings and other information as may reasonably be required by NPC to enable it to operate the Power Station.

Since NPC controls the ownership of any significant residual interest of the Power Station at the end of the PPA, the PPA is accounted for under the intangible asset model as LHC has the right to charge users for the public service under the service concession arrangement.

The Power Station is treated as intangible asset and is amortized over a period of 25 years, which is the service concession period in accordance with Philippine Interpretation IFRIC 12. The intangible asset with a carrying value of ₱1.1 billion and ₱1.3 billion as of December 31, 2021 and 2020, respectively, was used as collateral to secure LHC's long-term debt (see Note 19).

- On May 15, 2003, the SBMA, AEV and DLP entered into a DMSA for the privatization of the SBMA Power Distribution System (PDS) on a rehabilitate-operate-and-transfer arrangement; and to develop, construct, lease, lease out, operate and maintain property, structures and machineries in the Subic Bay Freeport Zone (SBFZ).

Under the terms of the DMSA, SEZ was created to undertake the rehabilitation, operation and maintenance of the PDS (the Project), including the provision of electric power service to the customers within the Subic Bay Freeport Secured Areas of the SBFZ as well as the collection of the relevant fees from them for its services and the payment by SBMA of the service fees throughout the service period pursuant to the terms of the DMSA. The DMSA shall be effective for a 25-year period commencing on the turnover date.

For and in consideration of the services and expenditures of SEZ, it shall be paid by the SBMA the service fees equivalent to all the earnings of the Project, provided, however, that SEZ shall remit the amount of ₱40.0 million to the SBMA at the start of every 12-month period throughout the service period, regardless of the earnings of the Project. The said remittances may be reduced by the outstanding power receivables from SBMA, including streetlights power consumption and maintenance, for the immediate preceding year.



Since SBMA controls ownership of the equipment at the end of the agreement, the PDS are treated as intangible assets and are amortized over a period of 25 years up to year 2028, in accordance with Philippine Interpretation IFRIC 12.

The carrying value of the intangible asset arising from the service concession arrangement amounted to ₱594.9 million and ₱655.8 million as of December 31, 2021 and 2020, respectively.

- The transmission and distribution equipment of MEZ are located within Mactan Export Processing Zone (MEPZ) II. Since MCIAA controls ownership of the equipment at the end of the agreement, the equipment are treated as intangible assets and amortized over a period of 21 years up to year 2028, in accordance with Philippine Interpretation IFRIC 12.

The carrying amount of the intangible asset arising from the service concession arrangement amounted to ₱71.4 million and ₱77.6 million as of December 31, 2021 and 2020, respectively.

- Service concession rights consist of the costs of construction of the treated bulk water supply facility, required for the delivery of treated bulk water to the Davao City Water District, pursuant to the concession agreement.

The carrying amount of the intangible asset arising from the service concession arrangement amounted to ₱11.4 billion and ₱6.7 billion as of December 31, 2021 and 2020, respectively.

The amortization of intangible assets is included in “Depreciation and amortization” under “Operating Expenses” in the consolidated statements of income (see Note 28).

15. Investment Properties

December 31, 2021

	Land	Land Improvements	Buildings	Construction-in-Progress	Total
At January 1	₱7,405,011	₱114,632	₱2,843,599	₱574,443	₱10,937,685
Additions	936	22,311	35,662	178,551	237,460
Gain on fair valuation (see Note 31)	213,514	—	762,714	—	976,228
Transfers/adjustments	(108,517)	508,843	63,871	(388,017)	76,180
At December 31	₱7,510,944	₱645,786	₱3,705,846	₱364,977	₱12,227,553



December 31, 2020

	Land	Land Improvements	Buildings	Construction-In-Progress	Total
At January 1	₱7,787,454	₱253,256	₱2,686,663	₱564,507	₱11,291,880
Additions	137,950	11,098	43,538	128,892	321,478
Gain on fair valuation (see Note 31)	361,925	—	39,485	—	401,410
Disposal	(9,072)	—	(6,831)	—	(15,903)
Transfers/ adjustments	(873,246)	(149,722)	80,744	(118,956)	(1,061,180)
At December 31	₱7,405,011	₱114,632	₱2,843,599	₱574,443	₱10,937,685

Rental income earned from and direct operating expenses of investment properties amounted to ₱617.9 million and ₱97.5 million, respectively, in 2021; ₱527.8 million and ₱51.5 million, respectively, in 2020; and ₱539.8 million and ₱71.8 million, respectively, in 2019 (see Note 26).

As of December 31, 2021 and 2020, the fair values of the properties are based on valuations performed by an accredited independent valuer. The valuation model in accordance with that recommended by the International Valuation Standards Committee has been applied.

The fair values of the Group's investment properties were determined as follows:

- In valuing the land, the Group used the Sales Comparison Approach. This is a comparative approach to value that considers the sales of similar or substitute properties and related market data and establishes a value estimate by processes involving comparison.
- The appraiser gathers data on actual sales and/or listings, offers, and renewal options, and identifies the similarities and differences in the data, ranks the data according to their relevance, adjusts the sales prices of the comparable to account for the dissimilarities with the unit being appraised, and forms a conclusion as to the most reasonable and probable market value of the subject property.

The elements of comparison include location, physical characteristics, available utilities, zoning, and highest and best use. The most variable elements of comparison are the site's physical characteristics, which include its size and shape, frontage, topography and location.

Reproduction cost is the current cost of constructing a replica of the existing structures, employing the same design and similar building materials. The current cost of an identical new item.

- In valuing the land improvements and buildings, the Group used the Cost Approach and Income Approach, as applicable.

Cost approach is a comparative approach to the value of property or another asset that considers as a substitute for the purchase of a given property, the possibility of constructing another property that is a replica of, or equivalent to, the original or one that could furnish equal utility with no undue cost resulting from delay. It is based on the reproduction or replacement cost of the subject property or asset, less total (accrued) depreciation. In the context of asset



valuation, depreciation refers to the adjustments made to the cost of reproducing or replacing the asset to reflect physical deterioration, functional (technical) obsolescence and economic (external) obsolescence in order to estimate the value of the asset in a hypothetical exchange in the market when there is no direct sales evidence available. Sound value of an asset is determined by applying the two types of depreciation such as physical deterioration and functional obsolescence. Market Value reflects all the three types of depreciation.

Income approach is a method in which the appraiser derives an indication of value for income producing property by converting anticipated future benefits into current property value.

Fair value investment properties are estimated under Level 3 inputs.

The Group has no restrictions on the realizability of its investment properties and no contractual obligations to either purchase, construct or develop investment properties or for repairs, maintenance and enhancements.

	Fair value at December 31, 2021	Valuation technique	Significant unobservable inputs	Range (weighted average)
Land	₱7,510,944	Sales Comparison Approach	Price per square meter	₱1,100 - ₱75,100
Buildings and land Improvements	4,351,632	Income Approach, Cost Approach	Rental income, Reproduction cost, Remaining economic life	₱436 - ₱450 per square meter 17 – 33 years
	Fair value at December 31, 2020	Valuation technique	Significant unobservable inputs	Range (weighted average)
Land	₱7,405,011	Sales Comparison Approach	Price per square meter	₱1,100 - ₱21,840
Buildings and land Improvements	2,958,231	Income Approach, Cost Approach	Rental income, Estimated cost, remaining economic life	₱436 - ₱450 per square meter 20 – 34 years

For land, significant increases (decreases) in price per square meter would result in a significantly higher (lower) fair value of the properties.

For buildings and land improvements, significant increases (decreases) in estimated replacement cost and remaining economic life would result in a significantly higher (lower) fair value of the properties.



16. Other Noncurrent Assets

	2021	2020
Input VAT and tax credit receivable, net of allowance for impairment loss of ₱77.9 million in 2021 and ₱44.1 million in 2020 (see Note 31)	₱3,478,446	₱3,076,027
Prepaid taxes	3,356,509	3,559,354
Financial assets at FVOCI	3,333,403	2,215,044
Advances to contractors and projects	1,218,141	2,030,652
Advances to NGCP - net of current portion (see Note 7)	1,044,846	920,682
Financial assets at FVTPL	1,009,537	1,009,554
Prepaid rent and other deposits	488,645	845,586
Biological assets (see Note 8)	166,271	133,440
Debt investments at amortized cost	31,690	101,161
Others	1,018,184	658,970
	₱15,145,672	₱14,550,470

17. Trade and Other Payables

	2021	2020
Trade payables (see Notes 21 and 40)	₱29,034,977	₱21,245,087
Nontrade and other payables	3,631,468	2,236,388
Accrued expenses		
Interest	2,904,588	2,880,135
Taxes and fees	1,019,860	941,214
Others	2,269,618	1,795,287
Output VAT	4,325,133	3,583,387
Amounts due to contractors and other third parties	2,442,550	3,501,864
PSALM deferred adjustment (see Note 42)	1,097,366	1,042,861
Unearned revenue	36,461	43,351
	46,762,021	37,269,574
Less noncurrent portion (see Note 35)	982,617	1,657,982
	₱45,779,404	₱35,611,592



Trade payables are non-interest bearing and are usually on 30-90 days' terms.

Accrued taxes and fees represent accrual of real property tax, transfer tax and other fees.

Other payables represent withholding taxes, insurance liabilities and other accrual of expenses arising in the ordinary course of business and are generally payable within 12 months from the balance sheet date.

Amounts due to contractors and other third parties include liabilities arising from construction projects (see Notes 13 and 14).

18. Bank Loans

	2021	2020
Philippine peso loans	₱26,830,000	₱25,582,500
US dollar loans	4,785,233	192,092
Chinese yuan loans	1,509,529	1,074,805
Vietnamese dong loans	1,332,458	2,022,115
Indonesia rupia loans	387,682	—
Other foreign currency-denominated loans	570,522	459,371
	₱35,415,424	₱29,330,883

The bank loans are unsecured short-term notes payable obtained from local and foreign banks with annual interest rates ranging from 1.10% to 7.00% and 1.15% to 5.55% in 2021 and 2020, respectively. These loans will mature on various dates within the next 12 months.

The loans are covered by the respective borrower's existing credit lines with the banks and are not subject to any significant covenants and warranties.



19. Long-term Debts

	2021		2020	
	Annual Interest Rate	Amount	Annual Interest Rate	Amount
Company:				
Financial and non-financial institutions - unsecured	2.84% - 6.32%	₱37,621,350	2.84% - 6.32%	₱37,888,380
Subsidiaries:				
GMEC				
Financial institutions - unsecured	LIBOR + 1.70% - 4.00%	32,260,286	LIBOR + 1.70% - 4.85%	33,711,803
Therma Marine				
Financial institutions - secured	4.54 %	1,790,000	—	—
Hedcor Sabangan				
Financial institutions - secured	4.92 %	1,145,000	—	—
TVI				
Financial institutions - secured	5.56% to 9.00%	26,947,493	5.56% - 9.00%	29,418,667
AP				
Financial and non-financial institutions - Peso - unsecured	3.13% - 8.51%	60,900,000	3.13% - 8.51%	44,950,000
Financial institutions - Foreign currency - unsecured	LIBOR + 1.20%	2,804,945	LIBOR + 1.20%	14,406,900
TSI				
Financial institutions - secured	4.27 %	18,314,624	5.26 %	18,729,025
APRI				
Financial institutions - secured	4.48% - 5.20%	10,600,000	4.48% - 5.20%	6,873,920
Hedcor Bukidnon				
Financial institutions - secured	4.00% - 5.34%	8,714,717	4.00% - 5.34%	9,315,000
HSI				
Fixed rate corporate notes - unsecured	4.63% - 5.42%	3,403,401	4.63% - 5.42%	3,702,401
PFC				
Financial institutions - unsecured	4.50% - 5.16%	2,870,000	4.18% - 5.16%	2,877,500
PANC				
Financial institutions - unsecured	4.50%	2,500,000	4.50%	2,570,000
VECO				
Financial institution - unsecured	4.73% - 4.81%	384,000	4.73% - 4.81%	579,000
LHC				
Financial institutions - secured	LIBOR + 2.00%	7,650	2.25% - 4.81%	271,330
DLP				
Financial institution - unsecured	4.73% to 4.92%	288,000	4.73% - 4.92%	434,250
HI				
Financial institutions - secured	7.41% - 7.87%	1,500,000	7.41% - 7.87%	1,630,000
SEZ				
Financial institution - unsecured	—	—	5.00 %	56,500
CLP				
Financial institution - unsecured	4.73% to 4.92%	57,600	4.73% - 4.92%	86,850
TPVI				



	2021		2020	
	Annual Interest Rate	Amount	Annual Interest Rate	Amount
Financial institution - secured	3.32%-5.06%	1,500,000	3.32% - 5.06%	1,500,000
AESI				
Financial institution - secured	4.87%	594,000	4.87 %	600,000
Hedcor Tudaya				
Financial institutions - secured	4.92 %	752,000	—	—
Apo Agua				
Financial institutions - secured	5.75% - 8.26%	9,000,000	5.75% - 8.26%	9,000,000
LWC				
Financial institutions - unsecured	5.47%	250,000	—	—
AEV International				
Financial institutions - secured	3.26% - 3.72%	11,372,777	3.26% - 3.72%	10,709,129
Bonds - unsecured	4.20%	20,399,600	4.20 %	19,209,200
GCMH				
Financial institution - unsecured	LIBOR + 1.44%	2,039,960	LIBOR + 2.55%	1,920,920
PTAYAM				
Financial institution - unsecured	JIBOR + 3.48%	125,937	JIBOR + 3.48%	119,082
GCFHN				
Financial institution - unsecured	2.50%	60,992	4.00% - 4.90%	89,112
AboitizLand				
Financial institution - secured	3.96% - 4.41%	2,000,000	—	—
TCP				
Financial institution - unsecured	6.50%	330,350	6.50%	235,360
LLI				
Financial institution - unsecured	5.76% - 5.97%	2,000,000	—	—
Joint Operation - PEC				
Financial institution - secured	5.66% - 6.27%	11,146,343	5.50% - 8.31%	12,251,259
Total		273,681,025		263,135,588
Deferred financing costs		(2,002,382)		(2,094,508)
		271,678,643		261,041,080
Less current portion		18,608,778		17,417,474
Noncurrent portion		₱253,069,865		₱243,623,606

The Company

In August 2021, the Company issued a total of 10.0 billion bonds, broken down into ₱5.0 billion 4-year and ₱5.0 billion 7-year bonds at fixed interest rates ranging from 3.30% to 4.32%.

In November 2020, the Company issued a total of ₱7.6 billion bonds, broken down into ₱6.9 billion 3-year and ₱0.7 billion 5-year bonds at fixed interest rates ranging from 2.84% to 3.31%.

In June 2019, the Company issued a total of ₱5.0 billion bonds, broken down into ₱3.4 billion 5-year and ₱1.6 billion 10-year bonds at fixed interest rates ranging from 6.02% to 6.32%.



In August 2015, the Company issued a total of ₱24.0 billion bonds, broken down into ₱10.5 billion 5-year, ₱8.5 billion 7-year and ₱5.0 billion 12-year bonds at annual fixed interest rates ranging from 4.47% to 6.02%. As of December 31, 2020, the ₱10.5 billion 5-year bonds were fully paid upon maturity. As of December 31, 2021, the ₱8.5 billion 7-year bonds were prepaid in full.

In November 2013, the Company issued a total of ₱8.0 billion bonds, broken down into ₱6.2 billion 7-year and ₱1.8 billion 10-year bonds at fixed interest rates ranging from 4.41% to 4.62%. As of December 31, 2020, the ₱6.2 billion 7-year bonds were fully paid upon maturity. As of December 31, 2021, the ₱1.8 billion 10-year bonds were prepaid in full.

All of the Company's issued retail bonds have been rated PRS Aaa by the Philippine Rating Services Corporation (PhilRatings).

The principal amount of the above bonds shall be payable on a lump sum basis on the respective maturity date at its face value. These bonds may be redeemed in advance by the Company based on stipulated early redemption option dates and on agreed early redemption price.

In April 2020, the Company executed an agreement with Metropolitan Bank and Trust Company (MBTC) for a 7-year loan in the amount of ₱10.0 billion at an annual fixed rate of 4.45%. In November 2020, ₱10.0 billion was drawn from this facility.

GMEC

On August 29, 2017, GMEC entered into a Notes Facility Agreement (NFA) with local banks with BDO Capital and Investment Corporation as Lead Arranger, with the maximum principal amount of US\$800.0 million, the proceeds of which will be used to refinance GMEC's existing loan obligation and for other general corporate purposes.

On September 29, 2017, US\$600.0 million was drawn from the NFA, out of which US\$462.4 million was used to prepay the outstanding loans. In February 2018, the remaining principal amount of \$200.0 million was drawn from the NFA.



Loans payable consist of the following dollar denominated loans as of December 31, 2021 and 2020 (in thousands):

	2021	2020	Interest Rate Per Annum	Payment Schedule
<i>NFA</i>				
Fixed Rate Loan	\$396,118	\$420,818	(i) Fixed rates of 2.5514% and 3.4049% plus 1.45% margin for the first seven-year period and (ii) Fixed Rate Loan Benchmark plus 1.45% margin for the subsequent five-year period	24 semi-annual payments starting from the first Interest Payment Date
LIBOR Loan	236,475	251,175	Six-month LIBOR plus 1.70% margin	
<i>Working Capital</i>				
BDO	30,000	15,000	LIBOR plus 1.7% applicable margin	Payable within 3 months
SCB	—	15,000	LIBOR plus 2.55% to 2.80% applicable margin	Payable within six months
ICBC Manila	5,000	—	LIBOR plus 1.95% applicable margin	Payable within 90 days
ICBC Dubai	25,000	—	LIBOR plus 1.95% applicable margin	Payable within 90 days
PBCOM	9,830	—	Fixed Rate 3.75%	Payable within 360 days
Chinabank	20,000	—	LIBOR plus 2.75% applicable margin	Payable within 90 days
	89,830	30,000		
Total borrowings	722,423	701,993		
Less unamortized portion of deferred financing costs	1,438	4,151		
	720,985	697,842		
Less current portion	135,189	67,984		
Loans payable - net of current portion	\$585,796	\$629,858		

TMI

On February 23, 2021, TMI entered into a Loan Agreement with China Banking Corporation (CBC) for an aggregate principal amount of ₱2.6 billion. The loan proceeds will be utilized, among others, to finance capital expenditures for the development and integration of a Battery Energy Storage System, working capital requirements, and for other financing and corporate purposes of TMI. Total amount drawn as of December 31, 2021 is ₱1.8 billion.

Interest is payable semiannually and is fixed at 4.54% for the first five years, with an adjustment for inflation on the five-year period thereafter. The principal amount is payable in 20 equal semi-annual installments after the 30 months grace period. The total interest expense capitalized to construction in progress in 2021 amounted to ₱34.9 million.

HSAB

On December 16, 2021, HSAB entered into an Omnibus Notes Facility and Security Agreement (Agreement) with Bank of the Philippine Islands (Lender) for a loan facility in the principal amount of ₱1.2 billion for capital expenditures and other general purposes.

Based on the loan agreement, borrowing shall be for a term of ten (10) years reckoned from initial borrowing date. HSAB shall pay the first principal amount in six months from the initial borrowing



date and shall continue on every six months interval. HSAB may not re-borrow any part of the loan that has already been paid.

This loan is subject to an annual interest fixed at 4.92% for the first 5 years. For the remaining five years, interest rate will be repriced. HSAB shall pay interest on the unpaid principal amount of the loan on each interest payment date. The interest rate shall be set on an interest rate setting date, and on the interest rate resetting date, as applicable.

TVI

On June 18, 2015, TVI entered into an omnibus agreement with local banks for a project loan facility with an aggregate principal amount of ₱32.0 billion. As of December 31, 2021 and 2020, ₱31.5 billion has been drawn from the loan facility.

The loan is available in two tranches, as follows:

- Tranche A, in the amount of ₱25.6 billion, with interest rate fixed for the first eight years and will be repriced and fixed for another seven years.
- Tranche B, in the amount of ₱5.9 billion, with a fixed interest rate for fifteen years.

70% of the principal amount of the loan is payable in 22 equal semi-annual installments, with the remaining 30% payable in full on the final maturity date. TVI may prepay the loan in part or in full beginning on the end of the fourth year from the initial advance or on the project completion date, whichever is earlier. Any prepayment shall be subject to a certain percentage of prepayment penalty on the principal to be prepaid.

The loan is secured by a mortgage of all its assets with carrying amount of ₱42.5 billion as of December 31, 2021, and a pledge of TVI's shares of stock held by its shareholders.

AP

In September 2014, AP issued a total of ₱10.0 billion bonds, broken down into a ₱6.6 billion 7-year bond due 2021 at an annual fixed rate equivalent to 5.21% and a ₱3.4 billion 12-year bond due 2026 at an annual fixed rate equivalent to 6.10%.

In July 2017, AP issued a ₱3.00 billion 10-year bond due 2027 at an annual fixed rate equivalent to 5.34%.

In October 2018, AP issued a total of ₱10.20 billion bonds, broken down into a ₱7.70 billion 5.25-year bond due 2024 at an annual fixed rate equivalent to 7.51% and a ₱2.50 billion 10-year bond due 2028 at an annual fixed rate equivalent to 8.51%.

In October 2019, AP issued ₱7.3 billion 7-year bond due 2026 at an annual fixed rate equivalent to 5.28%.

In July 2020, AP issued the fourth and last tranche of its ₱30.0 billion debt securities program, totaling to ₱9.55 billion, broken down into a ₱9.0 billion 2-year bonds due 2022 at an annual fixed rate equivalent to 3.13% and a ₱0.5 billion 5-year bonds due 2025 at an annual fixed rate equivalent to 3.94%.

In March 2021, AP issued the first tranche of its ₱30.00 billion debt securities program equivalent to ₱8.00 billion (the "Series A Bonds") with an annual fixed rate of 3.82% due in 2026.



In July 2021, AP availed ₱6.00 billion 5-year fixed-rate notes due 2026 at an annual fixed rate equivalent to 4%.

In December 2021, AP issued the second tranche of its ₱30.00 billion debt securities program equivalent to ₱12.00 billion (the "Series B and Bonds") with an annual fixed rates of 4.00% and 5.03% due in 2025 and 2028, respectively.

All of AP's issued retail bonds have been rated PRS Aaa by PhilRatings.

The principal amount of the bonds shall be payable on a lump sum basis on the respective maturity date at its face value. These bonds may be redeemed in advance by AP based on stipulated early redemption option dates and on agreed early redemption price.

In April 2019, AP executed and availed a US\$300.0 million syndicated bridge loan facility loan agreement with foreign banks to finance the AA Thermal, Inc. acquisition. The loan bears a floating interest based on credit spread over applicable LIBOR plus 1.2% margin. The loan will mature on the 5th anniversary of the first utilization date.

In April and July 2021, AP prepaid a total of \$245.0 million of the \$300.0 million syndicated bridge loan facility availed in 2019 to finance the AA Thermal, Inc. acquisition.

In September 2021, AP settled its 2014 Series 'B' bonds by prepaying ₱3.4 billion twelve-year bond maturing in 2026 and paying as scheduled its ₱6.6 billion ten-year bond.

Loss on extinguishment of the above loans amounted to ₱447.5 million included as part of the "Interest expense and other financing costs" account in the consolidated statement of income for the year ended December 31, 2021.

In November 2019, AP obtained a ₱5.0 billion 7-year long term loan from a local bank at an annual fixed rate of 5.28%.

In 2020, AP amended the "Mode of Payment" for the Principal from bullet payment to partial payments equal to 1% of total principal amount payable annually starting November 2020 and the remaining 94% upon maturity.

On July 13, 2021, AP reached a rate reduction agreement to amend the interest rates of the loan from fixed rate loan of 5.28% to the sum of a benchmark rate and a spread of 0.90%, divided by an applicable factor and 4.125% per annum, whichever is higher.

AESI

On April 16, 2020, AESI entered into a loan agreement with BPI with a principal amount of ₱600.0 million, which was fully drawn in 2020. The term of the loan is 10 years and interest is fixed at 4.87% for 5 years subject to reset 2 days prior to the 5th anniversary. The loan is payable in equal, semi-annual amortizations of at least one percent (1%) of the loan amount per annum, with balloon payment at maturity date.

TSI

On October 14, 2013, TSI entered into an omnibus agreement with local banks for a project loan facility with an aggregate principal amount of ₱24.0 billion, which was fully drawn in 2014.

On October 28, 2015, TSI entered into an additional loan agreement with principal amount of ₱1.7 billion, which was fully drawn in 2016.



The loan is secured by a mortgage of all its assets with carrying amount of ₱28.6 billion as of December 31, 2021, and a pledge of TSI's shares of stock held by the shareholders and TPI. Interest rate ranging from 4.50% - 5.15% is fixed for the first seven years and will be repriced and fixed for another five years. In 2018, upon release of AP guarantee, interest was increased by 0.5%.

Fifty percent of the principal amount of the loan is payable at semi-annual installments within 12 years with a two-year grace period, with the remaining 50% payable in full on the final maturity date.

TSI may prepay the loan in part or in full beginning on the end of the third year from the initial advance or on the project completion date, whichever is earlier. Any prepayment shall be subject to a certain percentage of prepayment penalty on the principal to be prepaid. In 2021, TSI prepaid its loan amounting to ₱2.26 billion which resulted in a prepayment penalty of ₱48.4 million including gross receipts tax.

In 2021, TSI also entered into amendments of its existing loan agreements with local banks to obtain additional financing intended to finance the prepayment of its loan, to pay costs, expenses and fees in relation to the loan prepayment and amendments and to re-leverage and optimize the capital structure of TSI. Moreover, the parties have agreed to amend certain financial terms of the existing loan agreements, including but not limited to the interest rate and final maturity date, and shall take effect after the prepayment.

The amendments resulted in the following:

- a. TSI has drawn additional loan principal in the amount of ₱2.5 billion;
- b. Interest rate for the initial 5-year period from the effective date of amendment until the 5th anniversary of the effective date will be the 3-day average of the 5-year BVAL rate plus a spread of 130 basis points (the original spread), divided by the applicable premium factor, subject to a floor rate of 4.25% per annum. For the subsequent 7-year period commencing on the date following the 5th anniversary of the effective date, interest rate will be the 3-day average of the 7-year BVAL rate plus a spread equivalent to the original spread, divided by the applicable premium factor, subject to a floor rate equivalent to the initial 5-year rate divided by the applicable premium factor; and,
- c. 58.5% of the outstanding principal amount is payable in 18 equal semi-annual installments, 16.5% of the remaining principal amount is payable in another 5 equal semi-annual installments, with the remaining 25% payable in the final maturity date of the loan in 2033.

These amendments were considered as extinguishment of the old loan, accordingly, TSI recognized a loss amounting to ₱90.5 million for the year ended December 31, 2021.

APRI

On February 29, 2016, APRI entered into an omnibus agreement with BPI, Asian Development Bank (ADB) and Credit Guarantee and Investment Facility (CGIF). This has been certified to have met the requirements of the Climate Bond Standard. The loan proceeds were used for return of equity to shareholders and to fund necessary operating and capital expenditures.

The loan is available in two tranches, as follows:

- a. The Notes Facility Agreement, in the amount of ₱10.7 billion, with interest rate already fixed for ten years. 41.6% of the principal amount is payable in ten equal semi-annual installments and the balance payable in another ten semi-annual installments;



- b. The ADB Facility Agreement, in the amount of ₱1.8 billion, with interest rate fixed for five years and principal repayments made in ten equal semi-annual installments.

On December 23, 2021, APRI entered into a ₱12.0 billion loan facility agreement with Bank of the Philippine Islands (BPI) to refinance its existing term loan under the Omnibus Agreement; finance the design, development, construction, and operation of the 16 MW Binary Cycle Geothermal Plant to be developed in Tiwi, Albay (Project); and other general corporate purposes.

The loan is available in three tranches, as follows:

- a. A portion of the Facility in the amount equivalent to the total amount outstanding under the Omnibus Agreement, duly supported by a Statement of Account to be provided by the Intercreditor Agent, and to be used to finance its payment of all outstanding obligations under the Omnibus Agreement.
- b. A portion of the Facility to be used by APRI for other general corporate purposes, in the amount equivalent to the resulting difference after deducting Tranche A and Tranche C from the maximum amount of the Facility.
- c. A portion of the Facility to be used by APRI to finance the Project up to the total amount of ₱1.4 billion.

Tranche A and B were already drawn from the initial borrowing date with the interest rate already fixed for 5 years. Maturity of all tranches shall be up to ten (10) years from initial drawdown date. 40% of the principal amount is payable in ten equal semi-annual installments, 20% is payable in succeeding four equal semi-annual installments, 30% is payable in succeeding five equal semi-annual installments, and the 10% balance is payable in the last installment.

The loan is secured by mortgage of its assets with carrying amount of ₱29.0 billion as of December 31, 2021, and pledge of APRI's shares of stock held by shareholders and assignment of Project Agreements and Project Accounts.

This loan refinancing is considered as an extinguishment of the old loan, accordingly, APRI recognized a loss amounting to ₱62.1 million for the year ended December 31, 2021.

Hedcor Bukidnon

On April 3, 2020, Hedcor Bukidnon entered into a loan agreement with BPI, up to the maximum principal amount of ₱225.0 million which was fully drawn in 2020, for the construction of the Transformer Facility and other general corporate purposes.

The term of the loan is 8 years and the loan shall be paid as follows: (i) payment of an aggregate amount equivalent to 70% of the total principal amount of the loans, by equal semi-annual amortizations beginning on the seventh interest payment date up to and including the maturity date; and (ii) payment of the amount equivalent to 30% of the total principal amount of the loans, on the maturity date.

On September 29, 2020, Hedcor Bukidnon entered into an omnibus agreement for a loan facility in the principal amount of ₱9.1 billion which was fully drawn in 2020 to refinance the project loan availed in 2015.



The term of the loan is 10 years and the loan shall be paid as follows: (i) payment of an aggregate amount equivalent to 70% of the total original amount of the Loan, by equal semi-annual amortizations beginning on the first interest payment date up to and including the Maturity Date; and (ii) payment of the amount equivalent to 30% of the total original amount of the loan, on the maturity date.

TPVI

On December 23, 2019, TPVI entered into a Loan Agreement with the Philippine National Bank (PNB) for an aggregate amount of ₱1.5 billion available in two drawdowns. The loan proceeds were utilized, among others, in funding necessary operating and capital expenditures. Drawdowns were made on December 26, 2019 and April 27, 2020 for ₱1.3 billion and ₱200.0 million respectively. The loan is payable for 15 years, with a grace period of 3 years. The mode of repayment is sculpted with balloon payment of 70%.

TPVI will pay PNB an interest of 5.0593% for the first 8 years, with the rate being expected to go up to 5.25% for the rest of the term due to: (1) continued inflation, and; (2) liquidity tightness due to funds held and additional borrowings by the Bureau of Treasury. The interest is payable semi-annually, every 30th of June and 31st of December.

HSI

On November 17, 2016, HSI entered into a NFA with various institutions with Metrobank - Trust Banking Group as the Notes Facility Agent, for a loan facility with an aggregate principal amount of up to ₱4.1 billion to return equity to shareholders, and for other general corporate purposes.

The unsecured notes were issued in ten tranches with interest payable semi-annually at annual fixed rates ranging from 4.05% - 5.42% with principal maturity as follows:

Tranche	Maturity Date	Principal Amount
1	Fifteen months from issue date	₱96.8 million
2	Two (2) years from issue date	₱96.8 million
3	Three (3) years from issue date	₱84.0 million
4	Four (4) years from issue date	₱84.0 million
5	Five (5) years from issue date	₱284.0 million
6 (Series A&B)	Six (6) years from issue date	₱388.4 million
7 (Series A&B)	Seven (7) years from issue date	₱445.8 million
8	Eight (8) years from issue date	₱451.4 million
9	Nine (9) years from issue date	₱508.1 million
10 (Series A&B)	Ten (10) years from issue date	₱1,660.7 million

Prior to maturity date, HSI may redeem in whole or in part the relevant outstanding notes on any interest payment date plus a one percent prepayment penalty.

PFC

PFC availed of ₱1.0 billion and ₱500 million loans from the NFA it signed on May 5, 2015, with Land Bank of the Philippines (LBP) as the Note Holder on May 11, 2015 and July 13, 2015, respectively. As provided for in the NFA, the 12-year corporate notes are issued as an exempt security pursuant



to Section 9.2 of RA No. 8799 and Rule 9.2(2)(B) of the amended implementing rules of the Securities Regulation Code (SRC) (“exempt security”).

In October 2019, PFC availed of ₱1.4 billion from the NFA it signed with LBP as the Note Holder. The NFA provided for the issuance of 10-year corporate notes issued as an exempt security.

PFC may early redeem in whole or in part the relevant outstanding notes on any interest payment date without premium or penalty. If prepayment is made on a different date, a certain fee shall be charged on the principal to be prepaid.

PANC

On December 28, 2016, PANC availed of a total of ₱700 million loan from NFA signed on December 28, 2016 with Security Bank Corporation as Note Holder.

On September 17, 2014, PANC availed of a total of ₱2.0 billion loan from NFA signed on September 17, 2014 with LBP as Note Holder.

The 2016 and 2014 notes are redeemable on a lump sum basis on their respective maturity dates at December 29, 2029 and September 27, 2026, respectively, at its face value. PANC may early redeem in whole or in part the relevant outstanding notes on any interest payment date without premium or penalty. If prepayment is made on a different date, a certain fee shall be charged on the principal to be prepaid.

HI

On August 6, 2013, HI availed of a ten-year ₱900 million loan from a local bank. This loan is subject to a semi-annual principal payment with annual interest fixed at 5.25% for the first 5 years. For the remaining five years, interest rate will be repriced and fixed on the fifth anniversary from the drawdown date. The debt is secured by a pledge of HI’s shares of stock held by ARI.

On December 14, 2018, HI entered into a Notes Facility Agreement with a local bank to borrow ₱1.4 billion, which will mature on August 31, 2033, to finance the rehabilitation and/or expansion of the Bineng hydropower plant, refinance its short-term loans and for other general corporate purposes. This loan is subject to a semi-annual principal payment with annual interest fixed at 7.8747% for the first 5 years. For the next five years, interest rate will be repriced and fixed one banking day prior to August 31, 2023. For the remaining five years, interest rate will be repriced and fixed one banking day prior to August 31, 2028. The debt is secured by a continuing suretyship from ARI.



VECO

On December 20, 2013, VECO availed of a ₱2.0 billion loan from the NFA it signed on December 17, 2013 with the LBP. The unsecured notes were issued in ten tranches of ₱200 million with interest payable semi-annually at fixed annual rates ranging from 3.5% - 4.9% and principal amortized as follows:

Tranche	Maturity Date	Principal Repayment Amount
A, B	December 20, 2014 and 2015	₱200M balloon payment on maturity date
C	December 20, 2016	₱1M each on first 2 years; ₱198M on maturity date
D	December 20, 2017	₱1M each on first 3 years; ₱197M on maturity date
E	December 20, 2018	₱1M each on first 4 years; ₱196M on maturity date
F	December 20, 2019	₱1M each on first 5 years; ₱195M on maturity date
G	December 20, 2020	₱1M each on first 6 years; ₱194M on maturity date
H	December 20, 2021	₱1M each on first 7 years; ₱193M on maturity date
I	December 20, 2022	₱1M each on first 8 years; ₱192M on maturity date
J	December 20, 2023	₱1M each on first 9 years; ₱191M on maturity date

Prior to maturity date, VECO may redeem in whole or in part the relevant outstanding notes on any interest payment date without premium or penalty. If it redeems the notes on a date other than an interest payment date, then a certain percentage of prepayment penalty on the principal amount to be prepaid shall be imposed.

HTI

On December 16, 2021, HTI entered into an Omnibus Notes Facility and Security Agreement (Agreement) with Bank of the Philippine Islands (Lender) for a loan facility in the principal amount of ₱752.0 million for capital expenditures and other general purposes.

Based on the loan agreement, borrowing shall be for a term of ten (10) years reckoned from initial borrowing date. HTI shall pay the first principal amount in six months from the initial borrowing date and shall continue on every six months interval. HTI may not re-borrow any part of the loan that has already been paid.

This loan is subject to an annual interest fixed at 4.92% for the first 5 years. For the remaining five years, interest rate will be repriced. HTI shall pay interest on the unpaid principal amount of the loan on each interest payment date. The interest rate shall be set on an interest rate setting date, and on the interest rate resetting date, as applicable.

LHC

On April 24, 2012, LHC entered into an omnibus agreement with Philippine National Bank and Banco De Oro to borrow US\$43.1 million with maturity on April 26, 2022 and payable in 20 semi-annual installments. Interest is repriced and paid semi-annually. Annual interest rate ranges from 2.25% to 4.81% in 2020 and range from 3.94% to 4.81% in 2019.

Intangible asset arising from service concession arrangement with carrying value of ₱1.1 billion as of December 31, 2021, was used as collateral to secure LHC's long-term debt (see Note 14).



DLP

On December 20, 2013, DLP availed of a ₱1.5 billion loan from the NFA it signed on December 17, 2013 with LBP. The unsecured notes were issued in ten tranches of ₱150 million with interest payable semi-annually at annual fixed rates ranging from 3.50% to 4.92% and principal amortized as follows:

Tranche	Maturity Date	Principal Repayment Amount
A, B	December 20, 2014 and 2015	₱150M balloon payment on maturity date
C	December 20, 2016	₱0.75M each on first 2 years; ₱148.5M on maturity date
D	December 20, 2017	₱0.75M each on first 3 years; ₱147.8M on maturity date
E	December 20, 2018	₱0.75M each on first 4 years; ₱147M on maturity date
F	December 20, 2019	₱0.75M each on first 5 years; ₱146.2M on maturity date
G	December 20, 2020	₱0.75M each on first 6 years; ₱145.5M on maturity date
H	December 20, 2021	₱0.75M each on first 7 years; ₱144.8M on maturity date
I	December 20, 2022	₱0.75M each on first 8 years; ₱144M on maturity date
J	December 20, 2023	₱0.75M each on first 9 years; ₱143.2M on maturity date

Prior to maturity date, DLP may redeem in whole or in part the relevant outstanding notes on any interest payment date without premium or penalty. If it redeems the notes on a date other than an interest payment date, then a certain percentage of prepayment penalty on the principal amount to be prepaid shall be imposed.

SEZ

On July 7, 2011, SEZ issued ₱565.0 million worth of fixed-rate notes to Metropolitan Bank and Trust Company. Interest on the notes is subject to quarterly payment at 5% annual fixed interest rate. Principal is payable annually over 10 years at an equal amortization of ₱56.5 million. The loan was settled in 2021.

CLP

On December 20, 2013, CLP availed of ₱300.0 million notes from the NFA it signed on December 17, 2013 with LBP. The unsecured notes were issued in ten tranches of ₱30.0 million with interest payable semi-annually at annual fixed rates ranging from 3.5% - 4.9% and principal amortized as follows:

Tranche	Maturity Date	Principal Repayment Amount
A, B	December 20, 2014 and 2015	₱30M balloon payment on maturity date
C	December 20, 2016	₱0.15M each on first 2 years; ₱29.7M on maturity date
D	December 20, 2017	₱0.15M each on first 3 years; ₱29.6M on maturity date
E	December 20, 2018	₱0.15M each on first 4 years; ₱29.4M on maturity date
F	December 20, 2019	₱0.15M each on first 5 years; ₱29.2M on maturity date
G	December 20, 2020	₱0.15M each on first 6 years; ₱29.1M on maturity date
H	December 20, 2021	₱0.15M each on first 7 years; ₱29M on maturity date
I	December 20, 2022	₱0.15M each on first 8 years; ₱28.8M on maturity date
J	December 20, 2023	₱0.15M each on first 9 years; ₱28.62M on maturity date

Prior to maturity date, CLP may redeem in whole or in part the relevant outstanding notes on any interest payment date without premium or penalty. If it redeems the notes on a date other than an



interest payment date, then a certain percentage of prepayment penalty on the principal amount to be prepaid shall be imposed.

Apo Agua

On November 29, 2018, Apo Agua entered into an Omnibus Notes Facility and Security Agreement with various banks for a project loan facility in the aggregate principal amount of up to ₱9.0 billion to design, develop, procure, construct, operate and maintain a water treatment plant facility at Brgy. Gumalang, Davao City. The loan drawdown mode is staggered based on an agreed schedule. As of December 31, 2021, ₱9.0 billion has been drawn from this facility-

The loan is secured by a mortgage of all the assets of Apo Agua and a pledge of Apo Agua's shares held by its pledgors: AEV, the Parent Company, JVACC and JVAGHC. The term of the loan is 15 years and the first principal payment will be made at the earlier of fifty-four (54) months after the date of issuance of the agreement or six (6) months after commercial operation date whichever comes earlier. The remaining principal balance shall be paid in semi-annual equal installments. No payment shall be made to the principal during the grace period.

LWC

On December 15, 2021, LWC entered into a loan agreement with Rizal Commercial Banking Corporation amounting to ₱250.0 million with an interest rate of 5.47% and payable in 10 years.

AEV International

On July 20, 2018, AEV International availed of a syndicated loan facility with the amount of US\$338 million (₱18.6 billion). The loan bears a floating interest rate computed based on applicable spread over LIBOR and will mature in five (5) years.

On December 28, 2018, the loan was partially prepaid in the amount of US\$115 million (₱6.3 billion).

In January 2020, AEV International issued a US dollar-denominated Regulation S-only senior unsecured notes, at an aggregate principal amount of US\$ 400 million and a tenor of 10 years (the "Notes"). The Notes are unrated, have a fixed coupon rate of 4.2% payable semiannually, and are unconditionally and irrevocably guaranteed by the Company as the guarantor. The Notes are listed on the Singapore Exchange.

TCP

TCP entered into a various loan agreement with a local bank whereby the latter agreed to provide TCP an aggregate principal amount of loan up to ₱250.0 million to finance the construction of TCP's real estate projects. Interest is payable quarterly and was initially set at 8.65% per annum for the first 3 months, subject to reset thereafter.



<u>Drawdown Date</u>	<u>Maturity Date</u>	<u>Outstanding Balance</u>
September 30, 2019	September 11, 2028	₱18.4 million
September 27, 2019	February 2, 2029	₱19.3 million
September 17, 2019	October 12, 2028	₱19.0 million
August 20, 2019	December 27, 2028	₱19.0 million
July 26, 2019	October 12, 2028	₱19.0 million
July 25, 2019	September 11, 2028	₱23.1 million
March 6, 2019	December 27, 2028	₱24.1 million
February 7, 2019	February 2, 2029	₱9.6 million
December 27, 2018	December 27, 2028	₱23.8 million
October 15, 2018	October 12, 2028	₱19.0 million
September 13, 2018	September 11, 2028	₱23.1 million
June 29, 2018	June 16, 2028	₱17.8 million
		₱235.4 million

AbotizLand

On September 16, 2021, AboitizLand entered into a loan agreement with the Bank of the Philippine Islands with a principal amount of P2.0 billion, which was fully drawn in 2021. The term of the loan is 5 years and bears a floating interest based on BVAL reference rate plus margin or floor rate, whichever is higher. At least 5% of the loan amount is payable on the 1st to the 3rd anniversary of the first drawdown, 15% on the 4th anniversary and balloon payment at maturity date. The loan is secured by landbank assets of the AboitizLand.

<u>Drawdown Date</u>	<u>Maturity Date</u>	<u>Principal Amount</u>
September 16, 2021	September 16, 2026	₱900.0 million
October 1, 2021	September 16, 2026	₱600.0 million
November 9, 2021	September 16, 2026	₱500.0 million

LLI

In December 2021, LLI availed of P2.0 billion long term loan with Bank of the Philippine Islands, payable over 5 years. Interest is initially set at 5.76%-5.97%, payable semi-annually.

<u>Drawdown Date</u>	<u>Maturity Date</u>	<u>Principal Amount</u>
December 6, 2021	December 6, 2026	₱1,413.50 million
December 16, 2021	December 6, 2026	₱586.50 million

GCMH and Subsidiaries

GCMH Group obtained loans from various lenders with floating interest rates ranging from 1.52% to 7.54% and from 1.59% to 8.6% in 2021 and 2020, respectively.

Long-term debt of Joint Operation

This pertains to TPI's share of the outstanding project debt of its joint operation.

In May 2014, PEC entered into an omnibus agreement with various local banks for a loan facility in the aggregate principal amount of up to ₱33.3 billion with maturity period of 15 years.



The loan facility is subject to a semi-annual interest payment with annual fixed interest ranging from 5.50% - 8.31%. The loans may be voluntarily prepaid in full or in part commencing on and from the third year of the date of initial drawdown with a prepayment penalty.

The loans are secured by a mortgage of substantially all its assets with carrying amount of ₱36.7 billion as of December 31, 2021, and a pledge of the shares of stock held by the joint operators.

Loan covenants

The loan agreements on long-term debts of the Group provide for certain restrictions with respect to, among others, mergers or consolidations or other material changes in their ownership, corporate set-up or management, investment and guaranties, incurrence of additional debt, disposition of mortgage of assets, payment of dividends, and maintenance of financial ratios at certain levels.

These restrictions and requirements were complied with by the Group as of December 31, 2021 and 2020.

20. Customers' Deposits

	2021	2020
Bill and load	₱4,551,775	₱4,526,498
Lines and poles	1,275,934	1,187,053
Transformers	1,372,632	1,085,294
Others	174,426	191,163
	₱7,374,767	₱6,990,008

Transformers and lines and poles deposits are obtained from certain customers principally as cash bond for their proper maintenance and care of the said facilities while under their exclusive use and responsibility.

Effective April 1, 2010, the Amended Distribution Services and Open Access Rules (Amended DSOAR), increased the refund rate from 25% to 75% of the gross distribution revenue generated from the extension lines and facilities until such amounts are fully refunded.

Bill deposit serves to guarantee payment of bills by a customer which is estimated to equal one month's consumption or bill of the customer.

Both the Magna Carta and Distribution Services and Open Access Rules (DSOAR) also provide that residential and non-residential customers, respectively, must pay a bill deposit to guarantee payment of bills equivalent to their estimated monthly billing. The amount of deposit shall be adjusted after one year to approximate the actual average monthly bills. A customer who has paid his electric bills on or before due date for three consecutive years, may apply for the full refund of the bill deposit, together with the accrued interests, prior to the termination of the service; otherwise, bill deposits and accrued interests shall be refunded within one month from termination of service, provided all bills have been paid.



In cases where the customer has previously received the refund of his bill deposit pursuant to Article 7 of the Magna Carta, and later defaults in the payment of his monthly bills, the customer shall be required to post another bill deposit with the distribution utility and lose his right to avail of the right to refund his bill deposit in the future until termination of service. Failure to pay the required bill deposit shall be a ground for disconnection of electric service.

Other customer deposits pertain mainly to deposits from real estate buyers.

Interest expense on customers' deposits amounted to ₱4.2 million in 2021, ₱4.0 million in 2020, and ₱4.4 million in 2019 (see Note 36).

The Group classified customers' deposits under noncurrent liabilities due to the expected long-term nature of these accounts. The portion of customers' deposit to be refunded within the next 12 months amounted to ₱130.0 million and ₱23.4 million as of December 31, 2021 and 2020, respectively, and are presented as part of "Trade and other payables" (see Note 17).

21. Decommissioning liability

Decommissioning liability includes the estimated costs to decommission, abandon and perform surface rehabilitation on a subsidiary's steam field assets at the end of their useful lives, and the best estimate of the expenditure required to settle the obligation to decommission power plant at the end of its lease term (see Note 13).

	2021	2020
Balances at beginning of year	₱5,008,033	₱3,567,492
Change in accounting estimate (see Note 13)	459,228	1,158,166
Additions	—	158,184
Accretion of decommissioning liability (see Note 26)	218,963	124,191
Balances at end of year	<u>₱5,686,224</u>	<u>₱5,008,033</u>

The actual dismantling and removal cost could vary substantially from the above estimate because of new regulatory requirements, changes in technology, increased cost of labor, materials, and equipment or actual time required to complete all dismantling and removal activities. Adjustment, if any, to the estimated amount will be recognized prospectively as they become known and reliably estimable.



22. Leases

TLI

In 2009, TLI was appointed by PSALM as Administrator of the coal-fired power plant in Pagbilao, Quezon under the IPP Administration Agreement, giving TLI the right to receive, manage and control the capacity of the power plant for its own account and at its own cost and risk; and the right to receive the transfer of the power plant at the end of the IPP Administration Agreement for no consideration.

In view of the nature of the IPP Administration Agreement, the arrangement has been accounted for as a lease. Accordingly, TLI recognized the right-of-use asset and related liability of ₱44.8 billion (equivalent to the present value of the minimum lease payments using TLI's incremental borrowing rates of 10% and 12% for dollar and peso payments, respectively) in the consolidated financial statements as part of "Power plant" and "Lease liabilities" accounts, respectively (see Notes 3 and 13).

APRI

On May 25, 2009, APRI entered into a lease agreement with PSALM for a parcel of land owned by the latter on which a portion of the assets purchased under the Asset Purchase Agreement (APA) is situated. The lease term is for a period of twenty-five (25) years commencing from the Closing Date as defined in the APA which falls on May 25, 2009. The rental fees for the whole term of 25 years amounting to ₱492.0 million were paid in full after the receipt by APRI of the Certificate of Effectivity on the lease.

GMEC

In August 2007, a 25-year lease agreement with Authority of the Freeport Area of Bataan for land at Bataan Economic Zone, used as an access road and right of way for electric power transmission lines.

In January 2010, a 50-year land lease agreement with PMR Group Retirement Plan, Inc. (PGRPI), used for its power plant facilities. GMEC, upon mutual agreement of PGRPI, has the right and option to extend the lease for a period of twenty-five years. In August 2016, GMEC entered into another lease agreement with PGRPI for land to be used for staff house.

Sacasun

Sacasun entered into a contract for lease of land where the power plant is located. The contract pertains to rent for 25 years renewable upon mutual agreement by the parties.

HI, HTI, HBI, HSAB, LHC and HSI

HI, HTI, HBI, HSAB, LHC and HSI entered into contracts with various lot owners for lease of land where their power plants are located. Terms of contract are for a period of 1 to 50 years renewable upon mutual agreement by the parties.

Therma Mobile

On April 26, 2014, a 10-year lease for portions of the breakwater area of the Navotas Fishport Complex (NFPC), including the mooring facility, marine and land transmission lines.



EAUC

Lease agreement with PEZA for a piece of land located inside Mactan Economic Zone for its power plant facilities for a period of 25 years.

TPVI

TPVI entered into a contract for lease of land where the power plant is located. The contract pertains to rent for 25 years renewable upon mutual agreement by the parties.

Set out below, are the carrying amounts of the Group's right-of-use assets and lease liabilities and the movements during the years:

2021

	Right-of-use assets					Total	Lease Liability
	Land	Building	Power Plant	Manufacturing Plant, Equipment and Others			
As at January 1	₱3,413,409	₱389,708	₱32,504,564	₱92,073	₱36,399,754	₱39,768,846	
Additions	282,816	98,935	7,486	158,125	547,362	537,784	
Amortization expense	(203,509)	(154,387)	(1,106,996)	(24,304)	(1,489,196)	—	
Capitalized amortization	(2,214)	—	—	—	(2,214)	—	
Interest expense	—	—	—	—	—	2,782,576	
Payments	—	—	—	—	—	(9,611,197)	
Others	15,837	(14,483)	—	1,933	3,287	778,219	
As at December 31	₱3,506,339	₱319,773	₱31,405,054	₱227,827	₱35,458,993	₱34,256,228	

2020

	Right-of-use assets					Total	Lease Liability
	Land	Building	Power Plant	Manufacturing Plant, Equipment and Others			
As at January 1	₱3,242,610	₱578,432	₱33,575,200	₱187,636	₱37,583,878	₱45,293,762	
Additions	233,058	234,270	—	12,838	480,166	473,381	
Amortization expense	(203,517)	(198,778)	(1,105,125)	(29,279)	(1,536,699)	—	
Capitalized amortization	(4,322)	—	—	—	(4,322)	—	
Interest expense	—	—	—	—	—	3,287,801	
Capitalized interest	—	—	—	—	—	6,417	
Payments	—	—	—	—	—	(7,862,233)	
Others	145,580	(224,216)	34,489	(79,122)	(123,269)	(1,430,282)	
As at December 31	₱3,413,409	₱389,708	₱32,504,564	₱92,073	₱36,399,754	₱39,768,846	



The carrying amount of the Group's right-of-use assets as of December 31, 2021 and 2020 is presented as part of "Property, plant and equipment" account.

The Group also has certain leases of equipment, meeting rooms and event sites with lease terms of 12 months or less. The Group applies the short-term lease recognition exemption of these leases.

Set out below, are the amounts recognized in the consolidated statements of income:

	2021	2020	2019
Amortization expense of right-of-use assets	₱1,489,196	₱1,536,699	₱1,391,757
Interest expense on lease liabilities	2,782,576	3,287,801	4,381,935
Rent expense – short-term leases	166,549	129,672	67,168
Rent expense – low value assets	7,855	4,759	25,750
	₱4,446,176	₱4,958,931	₱5,866,610

23. Capital Stock

Information on the Company's authorized capital stock as of December 31, 2021 and 2020 are as follows:

	Number of Shares
Authorized capital stock:	
Common shares, ₱1 par value	9,600,000,000
Preferred shares, ₱1 par value	400,000,000

Outstanding capital stock as of December 31, 2021 and 2020 are as follows:

	Number of Shares
Common shares issued	5,694,599,621
Less treasury shares	64,374,164
Balance at end of year	5,630,225,457

On November 16, 1994, the Company listed with the Philippine Securities Exchange its 3,650,385,204 common shares with a par value of ₱1.00 per share to cover the initial public offering (IPO) of 821,486,204 common shares at an offer price of ₱5.70 per share. Gross proceeds from this issuance of new shares amounted to ₱4.6 billion. Transaction costs incidental to the IPO totaling ₱528.0 million were charged against "Additional paid-in capital" in the consolidated balance sheets.

On May 23, 1995 and August 30, 1996, the Company distributed 20% stock dividend equivalent to 730.08 million shares and 30% stock dividend equivalent to 1.31 billion shares, respectively. Both stock dividends were issued at ₱1.00 per share. At the end of 1996, common shares issued totaled 5.69 billion.



The preferred shares are non-voting, non-participating, non-convertible, cumulative re-issuable and redeemable and may be issued from time to time by the BOD in one or more series and fixed before issuance thereof, the number of shares in each series, and all designations, relative rights, preferences and limitations of the shares in each series. Preferred shares that are redeemed by the Company may be re-issued.

There were no preferred shares issued as of December 31, 2021 and 2020.

As of December 31, 2021 and 2020, the Company has 8,347 and 8,375 shareholders, respectively.

Treasury Shares

In November 2018, AEV purchased 1 million treasury shares amounting to ₱44.1 million. In March 2020, the Company purchased 2.6 million treasury shares amounting to ₱82.4 million. As of December 31, 2021 and 2020 treasury shares held by AEV totaled 64.4 million with corresponding acquisition cost of ₱647.7 million.

24. Retained Earnings

On March 5, 2021, the BOD approved the declaration of a regular cash dividend of ₱0.91 per share (₱5.1 billion) to all stockholders of record as of March 19, 2021. These dividends were taken out of the unrestricted retained earnings as of December 31, 2020, and were paid on March 31, 2021.

On March 6, 2020, the BOD approved the following:

- a. Declaration of a regular cash dividend of ₱1.30 per share (₱7.3 billion) to all stockholders of record as of March 20, 2020. These dividends were taken out of the unrestricted retained earnings as of December 31, 2019, and were paid on April 3, 2020.
- b. Appropriation of ₱5.0 billion of the retained earnings as of December 31, 2019 for the additional capital infusion into AboitizLand to finance its on-going projects.

On March 7, 2019, the BOD approved the declaration of a regular cash dividend of ₱1.32 per share (₱7.4 billion) to all stockholders of record as of March 21, 2019. These dividends were taken out of the unrestricted retained earnings as of December 31, 2018, and were paid on April 5, 2019.

As mentioned in Note 19, the Company shall not permit its DE ratio to exceed 3:1 calculated based on the Company's year-end debt and consolidated equity.

The balance of retained earnings includes the accumulated equity in net earnings of subsidiaries, associates and joint arrangements amounting to ₱129.0 billion and ₱143.6 billion as at December 31, 2021 and 2020, respectively. Such amounts are not available for distribution until such time that the Company receives the dividends from the respective subsidiaries, associates and joint arrangements (see Note 10).



25. Other Comprehensive Income

	2021	2020
Cumulative Translation Adjustments		
Balance at beginning of year	₱785,141	₱720,970
Sale of non-controlling interest	(480,413)	—
Movements	2,557,461	64,171
Balance at end of year	2,862,189	785,141
Cash Flow Hedge Reserve		
Balance at beginning of year	(1,259,874)	(1,665,456)
Sale of non-controlling interest	(229,338)	—
Movements	1,888,267	405,582
Balance at end of year	399,055	(1,259,874)
Actuarial Losses on Defined Benefit Plans		
Balances at beginning of year	(1,468,919)	(861,868)
Sale of non-controlling interest	267,907	—
Movements	333,096	(607,051)
Balance at end of year	(867,916)	(1,468,919)
Net Unrealized Gains (Losses) on Financial Assets at FVOCI		
Balance at beginning of year	3,009	3,135
Movements	(3,127)	(126)
Balance at end of year	(118)	3,009
Share in Cumulative Translation Adjustments of Associates and Joint Ventures		
Balance at beginning of year	(765,424)	(137,020)
Sale of non-controlling interest	(17,480)	—
Movements	(66,567)	(628,404)
Balance at end of year	(849,471)	(765,424)
Share in Actuarial Losses on Defined Benefit Plans of Associates and Joint Ventures		
Balance at beginning of year	(1,356,084)	(₱819,928)
Sale of non-controlling interest	(4,166)	—
Movements	237,731	(536,156)
Balance at end of year	(1,122,519)	(1,356,084)
Share in Fair Value Changes on Financial Assets at FVOCI of Associates and Joint Ventures		
Balance at beginning of year	102,748	112,145
Sale of non-controlling interest	(24,591)	—
Movements	(734,752)	(9,397)
Balance at end of year	(656,595)	102,748
	(₱235,375)	(₱3,959,403)



26. Revenues

a. Power

Sale from Distribution of Power

The Uniform Rate Filing Requirements (UFR) on the rate unbundling released by the ERC on October 30, 2001 specified that the billing for sale and distribution of power and electricity will have the following components: Generation Charge, Transmission Charge, System Loss Charge, Distribution Charge, Supply Charge, Metering Charge, the Currency Exchange Rate Adjustment and Interclass and Lifeline Subsidies. National and local franchise taxes, the Power Act Reduction (for residential customers) and the Universal Charge are also separately indicated in the customer's billing statements.

Pursuant to Section 43(f) of Republic Act (R.A.) No. 9136, otherwise known as the Electric Power Industry Reform Act of 2001 (EPIRA), and Rule 15, section 5(a) of its Implementing Rules and Regulations (IRR), the ERC promulgated the Distribution Wheeling Rates Guidelines on December 10, 2004. These were subsequently updated and released on July 26, 2006 as the Rules for Setting Distribution Wheeling Rates (RDWR) for Privately Owned Utilities entering Performance Based Regulation (PBR).

Details of the PBR regulatory period and the date of implementation of the approved rates are as follows:

	CLP	DLP	VECO	SEZ
Current regulatory period	April 1, 2009 to March 31, 2013	July 1, 2010 to June 30, 2014	July 1, 2010 to June 30, 2014	October 1, 2011 to September 30, 2015
Date of implementation of approved distribution supply and metering charges	May 1, 2009	August 1, 2010	August 1, 2010	November 26, 2011

The reset process for the Third Regulatory Period to adjust the previously approved distribution supply and metering charges were deferred due to the changes on PBR rules.

Through ERC Resolution No. 25 Series of 2016 dated July 12, 2016, the ERC adopted the Resolution Modifying the RDWR. Based on this Resolution, the Fourth Regulatory Period shall be as follows:

- i. CLP: April 1, 2017 to March 31, 2021
- ii. DLP and VECO: July 1, 2018 to June 30, 2022
- iii. SEZ: October 1, 2019 to September 30, 2023

The reset process for the Fourth Regulatory Period has not started for all private DUs as the above-mentioned ERC rules have not been published, which is a condition for their effectivity. Total sale from distribution of power amounted to ₱44.4 billion, ₱41.9 billion and ₱46.1 billion in 2021, 2020 and 2019, respectively.

Sale from Generation of Power and Retail Electricity

Energy Trading through the Philippine Wholesale Electricity Spot Market (WESM)

Certain subsidiaries are trading participants and direct members under the generator sector of the WESM. These companies are allowed to access the WESM Market Management System



through its Market Participant Interface (MPI). The MPI is the facility that allows the trading participants to submit and cancel bids and offers, and to view market results and reports. Under its price determination methodology as approved by the ERC, locational marginal price method is used in computing prices for energy bought and sold in the market on a per node, per hour basis. In the case of bilateral power supply contracts, however, the involved trading participants settle directly with their contracting parties.

Total sale of power to WESM amounted to ₱14.7 billion in 2021, ₱6.4 billion in 2020 and ₱6.4 billion in 2019.

Power Supply Agreements

Revenue recognition for customers under the power supply contracts assumed under the APA and IPP Administration Agreements are billed based on the contract price which is calculated based on the pricing structure approved by the ERC. Rates are calculated based on the time-of-use pricing schedule with corresponding adjustments using the GRAM and the ICERA.

Certain subsidiaries have negotiated contracts with NPC, Private Distribution Utilities, Electric Cooperatives and Commercial and Industrial Consumers referred to as PPA/PSA or ESA. These contracts provide a tariff that allows these companies to charge for capacity fees, fixed operating fees and energy fees.

Certain subsidiaries were issued a FIT Certificate of Compliance from the ERC which entitles them to avail the FIT rate. These subsidiaries also signed agreements with the National Transmission Corporation (NTC), the FIT administrator. These agreements enumerate the rights and obligations under the FIT rules and FIT-All guidelines, in respect to the full payment of the actual energy generation of the generator, at a price equivalent to the applicable FIT rate, for the entire duration of its FIT eligibility period.

Total sale of power under power supply agreements amounted to ₱52.4 billion in 2021, ₱42.4 billion in 2020 and ₱46.6 billion in 2019.

Ancillary Services Procurement Agreement (ASPA)

Certain subsidiaries have ASPA with the NGCP. Ancillary services are support services such as frequency regulating, contingency and dispatchable reserves, reactive power support, and black start capability which are necessary to support the transmission capacity and energy that are essential in maintaining power quality and security of the grid.

Total sale of power under ASPA amounted to ₱2.7 billion in 2021 and 2020 and ₱2.8 billion in 2019.

Retail Electricity Supply Agreements

Certain subsidiaries have negotiated contracts with contestable customers. These contracts provide supply and delivery of electricity where capacity fees, fixed operating fees and energy fees are at fixed price/kwh or time of use.

Total sale of power under retail electricity supply agreements amounted to ₱19.9 billion in 2021, ₱16.5 billion in 2020 and ₱22.8 billion in 2019.



b. Real estate revenues consist of the following:

	2021	2020	2019
Real estate sales	₱4,324,337	₱2,730,257	₱3,296,910
Rental income	617,851	527,832	539,761
Service fees and others	292,654	283,183	279,504
	₱5,234,842	₱3,541,272	₱4,116,175

27. Purchased Power

Distribution

The Group's distribution utilities entered into contracts with NPC/PSALM and generation companies for the purchase of electricity, and into Transmission Service Agreements with NGCP for the transmission of electricity.

To avail of opportunities in the competitive electricity market, some of the Group's distribution utilities registered as direct participants of the WESM.

Total purchased power amounted to ₱19.8 billion, ₱20.0 billion, ₱21.8 billion in 2021, 2020 and 2019, respectively.

Generation

Purchased power takes place during periods when power generated from power plants are not sufficient to meet customers' required power as stated in the power supply contracts. Insufficient supply of generated energy results from the shutdowns due to scheduled maintenance or an emergency situation. The Group purchases power from WESM to ensure uninterrupted supply of power and meet the requirements in the power supply contracts.

The Group entered into Replacement Power Contracts with certain related parties (see Note 34). Under these contracts, the Group supplies power to counterparties when additional power is needed. Correspondingly, when faced with energy shortfalls, the Group purchases power from counterparties.

Total purchased power amounted to ₱16.3 billion, ₱7.7 billion, ₱7.6 billion in 2021, 2020 and 2019, respectively.

Retail Electricity Supply

AESI pays PSALM monthly generation payments using the formula specified in the IPP Administration Agreement. In October 2019, a compromise agreement with PSALM was effected, which includes the termination of supply and ₱125.0 million payment of AESI as termination fee.

The Group also purchases from WESM in order to supply its contestable customers. Total purchased power amounted to ₱5.4 billion, ₱3.7 billion and ₱6.4 billion in 2021, 2020 and 2019, respectively.



28. Costs and Expenses

Cost of generated power consists of:

	2021	2020	2019
Fuel costs (see Note 6)	₱27,484,810	₱19,650,746	₱29,394,773
Steam supply costs (see Note 40)	4,950,813	2,974,611	5,008,607
Energy fees	746,182	565,676	694,696
Ancillary charges	169,467	225,916	360,095
Wheeling expenses	148,436	44,909	68,535
	₱33,499,708	₱23,461,858	₱35,526,706

Cost of goods sold consists of:

	2021	2020	2019
Raw materials used, purchases and changes in biological assets and inventories (see Notes 6 and 8)	₱67,976,574	₱56,243,449	₱55,809,698
Direct labor (see Note 29)	401,144	375,476	384,488
Manufacturing overhead			
Depreciation (see Note 13)	1,229,953	1,142,955	1,070,930
Indirect labor (see Note 29)	881,403	834,018	774,055
Power	773,469	679,519	739,874
Repairs and maintenance	594,034	532,641	573,206
Fuel and lubricants	322,086	283,416	311,971
Employees' benefits (see Notes 29 and 30)	258,783	204,396	199,841
Outside services	242,785	479,294	384,525
Toll milling expenses	159,235	68,969	54,049
Insurance	132,250	115,182	99,625
Taxes and licenses	89,074	81,096	71,784
Office and general supplies	81,402	107,074	70,210
Freight and handling	80,232	63,897	72,642
Rental	67,967	35,277	41,027
Medicines and vaccines	50,490	22,661	56,529
Pest control	₱29,999	₱25,280	₱19,251
Royalty fee	—	8,912	10,520
Others	206,616	195,813	149,602
	5,199,778	4,880,400	4,699,641



	2021	2020	2019
Finished goods inventory (see Note 6)			
Beginning of year	1,449,166	1,468,608	1,752,729
End of year	(1,437,567)	(1,449,166)	(1,468,608)
	₱73,589,095	₱61,518,767	₱61,177,948

Operating expenses consist of:

	2021	2020	2019
Depreciation and amortization (see Notes 13 and 14)	₱11,732,659	₱11,553,868	₱10,465,907
Personnel costs (see Notes 29 and 30)	8,274,889	8,146,599	7,606,946
Taxes and licenses	3,680,613	3,350,398	3,132,133
Outside services (see Note 35)	3,457,561	3,264,600	2,670,470
Repairs and maintenance	3,330,570	2,672,138	2,580,412
Insurance	2,246,849	1,738,902	1,061,027
Freight and handling	1,512,732	1,340,004	1,342,422
Provision for impairment of trade receivables (see Note 5)	1,367,439	1,105,839	278,766
Management and professional fees (see Note 35)	758,496	927,392	918,395
Transportation and travel	605,629	506,814	839,882
Advertising	457,670	369,263	476,780
Rent	111,030	108,400	49,017
Utilities	100,316	182,914	187,374
Training and development	69,995	66,520	255,570
Fuel and lubricants	7,495	22,210	85,205
Commissions	—	1,394	640
Others	2,182,148	1,756,637	1,706,693
	₱39,896,091	₱37,113,892	₱33,657,639

Other operating expenses consist of miscellaneous items, the most significant of which are materials and supplies.



Sources of depreciation and amortization are as follows:

	2021	2020	2019
Property, plant and equipment (see Note 13)	₱10,925,911	₱10,612,189	₱9,585,437
Right-of-use assets (see Note 22)	1,489,196	1,536,699	1,391,757
Intangible assets (see Note 14)	547,505	547,935	559,643
	₱12,962,612	₱12,696,823	₱11,536,837

29. Personnel Costs

	2021	2020	2019
Salaries and wages	₱7,955,165	₱8,112,268	₱6,862,064
Employee benefits (see Note 30)	1,553,659	1,286,581	1,799,914
	₱9,508,824	₱9,398,849	₱8,661,978

30. Pension Benefit Plans

Under the existing regulatory framework, Republic Act 7641, otherwise known as *The Retirement Pay Law*, requires a provision for retirement pay to qualified private sector employees in the absence of any retirement plan in the entity. It further states that the employees' retirement benefits under any collective bargaining and other agreements shall not be less than those provided under the law. The law does not require minimum funding of the plan.

The Company and its subsidiaries have funded, noncontributory, pension benefit plans ("Plan") covering all regular and full-time employees and requiring contributions to be made to separately administered funds. The retirement benefit fund ("Fund") of each subsidiary is in the form of a trust being maintained and managed by AEV, under the supervision of the Board of Trustees (BOT) of the Plan. The BOT, whose members are also corporate officers, is responsible for the investment of the Fund assets. Taking into account the Plan's objectives, benefit obligations and risk capacity, the BOT periodically defines the investment strategy in the form of a long-term target structure.

The following tables summarize the components of net benefit expense recognized in the consolidated statements of income and the funded status and amounts recognized in the consolidated balance sheets for the respective plans.



Net benefit expense (recognized as part of personnel costs under operations)

	2021	2020	2019
Retirement expense recognized in the consolidated statements of income:			
Service cost	₱424,951	₱327,922	₱294,728
Net interest cost	21,377	27,204	19,653
Remeasurement of other long-term employee benefits	2,319	(1,396)	1,372
	₱448,647	₱353,730	₱315,753

	2021	2020	2019
Remeasurement gains (losses) recognized in the consolidated statements of comprehensive income:			
Actuarial gains (losses) on defined benefit plan	₱273,979	(₱437,544)	(₱130,633)
Return (losses) on assets excluding amount included in net interest cost	324,517	(573,483)	23,460
	₱598,496	(₱1,011,027)	(₱107,173)

Net pension liabilities

	2021	2020
Present value of obligation	₱3,993,697	₱4,003,447
Fair value of plan assets	(3,793,572)	(3,544,253)
Pension liability	₱200,125	₱459,194



Changes in the present value of the defined benefit obligation are as follows:

	2021	2020
At January 1	₱4,003,447	₱3,576,699
Net benefit costs in the consolidated statements of income		
Current service costs	398,272	320,721
Interest cost	152,922	179,927
Transfers and others	16,359	12,885
Past service costs	26,679	7,201
Remeasurement of other long-term employee benefits	2,319	(1,396)
Benefits paid	(332,322)	(530,134)
Remeasurements in other comprehensive income:		
Actuarial losses due to experience adjustments	109,725	177,014
Actuarial losses due to changes in financial assumptions	(383,704)	260,530
At December 31	₱3,993,697	₱4,003,447

Changes in the fair value of plan assets are as follows:

	2021	2020
At January 1	₱3,544,253	₱3,127,787
Actual contributions	90,053	1,091,944
Interest income included in net interest cost	131,545	152,723
Transfers and others	6,080	23,429
Actual return excluding amount included in net interest cost	324,517	(573,483)
Benefits paid	(302,876)	(278,147)
At December 31	₱3,793,572	₱3,544,253

Changes in net pension liability recognized in the consolidated balance sheets are as follows:

	2021	2020
At January 1	₱459,194	₱448,912
Contribution to retirement fund	(90,053)	(1,091,944)
Retirement expense for the year	448,647	353,730
Actuarial losses recognized for the year	(598,496)	1,011,027
Transfers and others	10,279	(10,544)
Benefits paid from Group operating funds	(29,446)	(251,987)
At December 31	₱200,125	₱459,194



The fair value of plan assets by each class as at the end of the reporting period are as follows:

	2021	2020
Cash and fixed-income investments	₱2,050,089	₱2,402,972
Equity instruments:		
Power	458,890	402,335
Holding	623,724	492,551
Financial institution	248,805	75,733
Others	412,064	170,662
Fair value of plan assets	₱3,793,572	₱3,544,253

All equity and debt instruments held have quoted prices in active market. The remaining plan assets do not have quoted market prices in active market.

The plan assets have diverse investments and do not have any concentration risk.

The principal assumptions used in determining pension benefit obligations for the Group's plans are shown below:

	2021	2020	2019
Discount rate	3.46% - 9.70%	2.75% - 7.83%	4.36% - 8.31%
Salary increase rate	6% - 7%	6% - 7%	6% - 7%

The sensitivity analysis below has been determined based on reasonable possible changes of each significant assumption on the defined benefit obligation as of December 31, 2021 and 2020, assuming all other assumptions were held constant:

December 31, 2021

	Increase (decrease) in basis points	Effect on defined benefit obligation
Discount rates	100	(₱218,760)
	(100)	307,004
Future salary increases	100	321,651
	(100)	(236,541)



December 31, 2020

	Increase (decrease) in basis points	Effect on defined benefit obligation
Discount rates	100	(₱224,378)
	(100)	356,284
Future salary increases	100	362,092
	(100)	(233,336)

The pension benefit plans are funded by the Company and its subsidiaries. The Group expects to contribute approximately ₱259.5 million to the retirement benefit funds in 2022.

The average durations of the defined benefit obligation as of December 31, 2021 and 2020 are 2.53 - 23.42 years and 4.00 - 24.00 years, respectively.

The Board of Trustees reviews the performance of the plans on a regular basis. It assesses whether the retirement plans will achieve investment returns which, together with contributions, will be sufficient to pay retirement benefits as they fall due. The Group also reviews the solvency position of the different member companies on an annual basis and estimates, through the actuary, the expected contribution to the Plan in the subsequent year.

31. Other Income (Expense) - Net

	2021	2020	2019
Net unrealized fair valuation gains on investment properties (see Note 15)	₱976,228	₱401,410	₱1,829,732
Net foreign exchange gains	584,641	1,185,689	1,167,551
Surcharges	561,367	447,703	536,856
Rental income (see Note 34)	188,846	49,385	87,497
Non-utility operating income	138,922	142,013	170,640
Increase in fair value of biological assets (see Note 8)	133,774	305,711	—
Dividend income	2,984	4,827	10,651
Unrealized valuation loss on financial assets	(4,727)	—	—
Gain (loss) on sale/disposal of:			
Financial assets at FVTPL	115,707	15,622	3,965
Investment	(44,258)	—	—
Property, plant and equipment	(209,420)	(27,097)	(301,228)

(Forward)



	2021	2020	2019
Write off of project development costs	(₱369,918)	(₱56,410)	(₱71,802)
Recovery of (provision for) impairment losses on property, plant and equipment and other assets (see Note 13)	(340,597)	(113,683)	245,489
Others – net	1,408,745	2,454,105	1,838,452
	₱3,142,294	₱4,809,275	₱5,517,803

Provision and recovery of impairment losses pertain to the following:

- (a) The net book value of VECO’s damaged assets due to typhoon Odette amounting to ₱143.1 million was recognized as impairment loss in 2021.
- (b) The income from the 2019 recovery of a certain Aseagas asset previously impaired in 2017 amounting to ₱245.5 million.

“Others - net” includes gain on sale of asset held for sale amounting to ₱770.0 million and mark-to-market loss on derivative amounting to ₱851.4 million in 2021, insurance claims from plant outages of TSI of ₱1.8 billion and liquidating damages from contractor due to the delay of the completion of TVI’s power plant of ₱611.0 million in 2020, and reversal of APRI and TLI’s liability to PSALM pertaining to GRAM/ICERA of ₱924.0 million in 2019. “Others - net” also included non-recurring items like sale of scrap and sludge oil and reversal of provisions.

32. Income Taxes

The provision for (benefit from) income tax consists of:

	2021	2020	2019
Current			
Corporate income tax	₱3,338,935	₱6,111,431	₱4,257,044
Final tax	158,340	218,334	154,135
	3,497,275	6,329,765	4,411,179
Deferred	(689,022)	1,253,493	347,225
	₱2,808,253	₱7,583,258	₱4,758,404



A reconciliation between the statutory income tax rate and the Group's effective income tax rates follows:

	2021	2020	2019
Statutory income tax rate	25.00%	30.00%	30.00%
Tax effects of:			
Changes on unrecognized deferred income tax assets	1.22	11.93	3.92
Non-deductible interest expense	1.93	8.50	4.85
Non-deductible depreciation expense	0.77	2.30	0.97
Deductible lease payments	(6.33)	(17.54)	(7.93)
Nontaxable share in net earnings of associates and joint ventures	(11.66)	(9.53)	(10.09)
Income under ITH	(2.81)	(1.13)	(10.31)
Interest income subjected to final tax at lower rates - net	(0.08)	(0.57)	(0.84)
Others	(0.45)	2.75	3.34
	7.59%	26.71%	13.91%

Net deferred income tax assets as at December 31 relate to the following:

	2021	2020
Deferred income tax assets:		
Tax effects of items in other comprehensive income	₱134,082	₱107,300
Allowances for impairment and probable losses	647,220	556,397
NOLCO	1,888,272	427,094
Accrued retirement benefits	41,969	195,987
Unamortized contributions for past service	167,471	98,671
MCIT	16,715	16,526
Others	792,382	1,205,469
	2,634,797	2,607,444
Deferred income tax liabilities:		
Unrealized foreign exchange gain	512,572	484,162
Pension asset	140,985	75,220
Others	4,692	6,565
	658,249	565,947
	₱1,976,548	₱2,041,497



Net deferred income tax liabilities as at December 31 relate to the following:

	2021	2020
Deferred income tax liabilities:		
Unrealized gain on investment property	₱1,502,670	₱1,460,920
Unamortized franchise	604,463	744,193
Percentage-of-completion recognition of real estate sales and related costs	126,941	152,329
Unamortized customs duties and taxes capitalized	4,197	5,348
Unrealized foreign exchange gains	2,165	24,739
Others	265,968	277,911
	2,506,404	2,665,440
Deferred income tax assets:		
Tax effects of items in other comprehensive income	₱67,395	₱106,851
NOLCO	6,093	5,782
Allowances for:		
Inventory obsolescence	30,683	31,364
Impairment and probable losses	107,628	71,006
Unrealized foreign exchange losses	7,846	9,389
Unamortized past service cost	15,962	10,480
Pension asset	—	31,039
	235,607	265,911
	₱2,270,797	₱2,399,529

In computing for deferred income tax assets and liabilities, the tax rates used were 30% and 10%, which are the rates expected to apply to taxable income in the years in which the deferred income tax assets and liabilities are expected to be recovered or settled and considering the tax rate for renewable energy developers as allowed by the Renewable Energy Act of 2008.

The Group has unrecognized deferred income tax assets on NOLCO amounting to ₱26.1 billion and ₱13.0 billion as of December 31, 2020 and 2019, respectively, and on MCIT amounting to ₱134.3 million and ₱165.1 million as of December 31, 2021 and 2020, respectively. Management expects that no sufficient taxable income and income tax payable will be generated in the future to allow all of the corresponding deferred income tax assets to be utilized.

The Group did not recognize deferred income tax liability on its undistributed retained earnings of its subsidiaries on the basis that there are no income tax consequences to the Group attaching to the payment of dividends to its shareholders or that the reversal of the temporary differences are not expected to reverse in the foreseeable future (see Note 24).



33. Earnings per Common Share

Earnings per common share amounts were computed as follows:

	2021	2020	2019
a. Net income attributable to equity holders of the parent	₱27,309,623	₱15,433,613	₱22,036,129
b. Weighted average number of common shares issued and outstanding	5,630,225	5,630,225	5,633,543
c. Earnings per common share (a/b)	₱4.85	₱2.74	₱3.91

There are no dilutive potential common shares as of December 31, 2021, 2020 and 2019.

34. Operating Segment Information

Operating segments are components of the Group that engage in business activities from which they may earn revenues and incur expenses, whose operating results are regularly reviewed by the Group's CODM to make decisions about how resources are to be allocated to the segment and assess their performances, and for which discrete financial information is available.

For purposes of management reporting, the Group's operating businesses are organized and managed separately according to services provided, with each segment representing a strategic business segment. The Group's identified operating segments, which are consistent with the segments reported to the BOD, the Group's CODM, are as follows:

- power segment, which is engaged in power generation and sale of electricity;
- financial services segment, which is engaged in banking and money remittance operations;
- food manufacturing segment, which is engaged in the production of flour and feeds and swine breeding;
- real estate segment, which is engaged in real property development for sale and lease;
- infrastructure segment, which is engaged in the production of cement and other building materials and in the supply of treated bulk water; and
- the parent company and others, which include the operations of the Company and the service provider subsidiaries that cater mainly to the Group.

In addition, The Group presents geographical segments based on two categories, as follows:

- Philippines, which represents the Group's local operations; and
- Rest of Asia, which represents the foreign operations of the Group across several countries in Asia.

Management monitors the operating results of its segments separately for the purpose of making decisions about resource allocation and performance assessment. Segment revenue and segment expenses are measured in accordance with PFRS. The presentation and classification of segment revenue and segment expenses are consistent with the consolidated statements of income. Interest



expense and financing charges, depreciation and amortization expense and income taxes are managed on a per segment basis.

The Group has inter-segment revenues in the form of management fees as well as inter-segment sales of electricity and other services which are eliminated in consolidation. The transfers are accounted for at competitive market prices on an arm's-length basis.

Segment assets do not include deferred income tax assets, pension asset and other noncurrent assets. Segment liabilities do not include deferred income tax liabilities, income tax payable and pension liability. Capital expenditures consist of additions of property, plant and equipment and intangible asset - service concession rights. Adjustments as shown below include items not presented as part of segment assets and liabilities.

Revenue is recognized to the extent that it is probable that economic benefits will flow to the Group, and that the revenue can be reliably measured. Sale of power to Manila Electric Company (MERALCO) accounted for 8%, 10% and 22% of the power generation revenues of the Group in 2021, 2020, and 2019, respectively.

Financial information on the operations of the various business segments are summarized as follows:

	2021								
	Power	Financial Services	Food Manufacturing	Real Estate	Infrastructure	Parent Company and Others	Eliminations	Consolidated	
REVENUES									
Third parties	₱134,144,405	₱—	₱83,643,746	₱5,234,842	₱122,776	₱783,650	₱—	₱223,929,419	
Inter-segment	214,816	—	3,555,851	91,887	2,810	1,220,369	(5,085,733)	—	
Total revenue	₱134,359,221	₱—	87,199,597	₱5,326,729	₱125,586	₱2,004,019	(₱5,085,733)	₱223,929,419	
RESULTS									
Segment results	₱28,209,796	₱—	₱3,386,863	₱1,699,343	(₱284,752)	₱89,834	₱—	₱33,101,084	
Unallocated corporate income (expenses) - net	213,565	—	(90,566)	1,294,680	39,289	1,685,326	—	3,142,294	
INCOME FROM OPERATIONS									
Interest expense	(13,590,365)	—	(818,828)	(66,651)	(453)	(2,591,729)	25,870	(17,042,156)	
Interest income	343,233	—	68,553	5,335	30,278	109,322	(25,870)	530,851	
Share in net earnings of associates and joint ventures	9,479,696	6,376,021	16,194	(4,831)	1,380,211	20,370,751	(20,372,399)	17,245,643	
Provision for income tax	(2,110,710)	—	(533,305)	(69,396)	(6,895)	(87,947)	—	(2,808,253)	
NET INCOME	₱22,545,215	₱6,376,021	₱2,028,911	₱2,858,480	₱1,157,678	₱19,575,557	(₱20,372,399)	₱34,169,463	
OTHER INFORMATION									
Segment assets	₱104,419,938	₱—	₱33,331,377	₱24,505,318	₱7,542,447	₱86,837,632	(₱2,287,631)	₱254,349,081	
Investments and advances	64,952,728	59,428,617	56,702	1,721,667	28,521,561	116,882,696	(116,748,358)	154,815,613	
Unallocated corporate assets	258,042,953	—	32,486,682	10,516,613	13,349,620	10,619,935	(573,875)	324,441,928	
Consolidated total assets									₱733,606,622



2021								
	Power	Financial Services	Food Manufacturing	Real Estate	Infrastructure	Parent Company and Others	Eliminations	Consolidated
Segment liabilities	₱270,682,017	₱—	₱35,205,305	₱14,256,695	₱10,407,878	₱74,977,513	(₱2,835,857)	₱402,693,551
Unallocated corporate liabilities	1,152,899	—	32,618,245	948,055	11,656	(31,584,542)	—	3,146,313
Consolidated total liabilities								₱405,839,864
Capital expenditures	₱9,149,864	₱—	₱1,754,712	₱331,588	₱109,129	₱33,912	₱—	₱11,379,205
Depreciation and amortization	₱11,202,273	₱—	₱1,486,698	74,655	₱34,078	₱164,908	₱—	₱12,962,612

2020								
	Power	Financial Services	Food Manufacturing	Real Estate	Infrastructure	Parent Company and Others	Eliminations	Consolidated
REVENUES								
Third parties	₱110,144,339	₱—	₱72,597,093	₱3,541,272	₱93,253	₱349,871	₱—	₱186,725,828
Inter-segment	232,310	—	—	77,096	2,590	1,099,846	(1,411,842)	—
Total revenue	₱110,376,649	₱—	₱72,597,093	₱3,618,368	₱95,843	₱1,449,717	(₱1,411,842)	₱186,725,828
RESULTS								
Segment results	₱26,879,887	₱—	₱4,481,626	₱507,768	(₱189,192)	(₱283,067)	₱76,768	₱31,473,790
Unallocated corporate income (expenses) - net	4,928,563	—	(13,136)	62,941	10,679	(103,005)	(76,767)	4,809,275
INCOME FROM OPERATIONS								
Interest expense	(14,253,528)	—	(941,119)	(83,610)	—	(2,706,411)	67,581	(17,917,087)
Interest income	653,076	—	93,047	9,138	16,394	303,162	(67,581)	1,007,236
Share in net earnings of associates and joint ventures	2,675,136	5,855,311	19,781	(33,456)	525,013	11,766,479	(11,789,231)	9,019,033
Provision for income tax	(6,061,912)	—	(1,289,752)	(52,324)	(11,248)	(168,022)	—	(7,583,258)
NET INCOME	₱14,821,222	₱5,855,311	₱2,350,447	₱410,457	₱351,646	₱8,809,136	(₱11,789,230)	₱20,808,989
OTHER INFORMATION								
Segment assets	₱77,504,703	₱—	₱27,288,310	₱19,182,052	₱3,385,735	₱21,443,628	(₱1,423,195)	₱147,381,233
Investments and advances	61,828,801	55,369,791	71,020	2,069,756	26,025,132	126,890,485	(126,838,341)	145,416,644
Unallocated corporate assets	258,591,615	—	41,561,960	8,300,160	8,023,658	454,533	(573,876)	316,358,050
Consolidated total assets								₱609,155,927
Segment liabilities	₱261,578,030	₱—	₱28,397,739	₱12,256,824	₱9,824,430	₱71,843,403	(₱1,971,504)	₱381,928,922
Unallocated corporate liabilities	1,762,015	—	31,000,041	581,967	17,009	(29,734,026)	—	3,627,006
Consolidated total liabilities								₱385,555,928
Capital expenditures	₱5,428,730	₱—	₱1,605,410	₱352,711	₱207,335	₱54,732	₱—	₱7,648,918
Depreciation and amortization	₱10,973,364	₱—	₱1,395,118	₱118,989	₱22,146	₱187,206	₱—	₱12,696,823



2019

	Power	Financial Services	Food Manufacturing	Real Estate	Infrastructure	Parent Company and Others	Eliminations	Consolidated
REVENUES								
Third parties	₱125,419,377	₱—	₱71,155,177	₱4,116,175	₱95,769	₱370,970	₱—	₱201,157,468
Inter-segment	215,780	—	—	79,681	—	1,179,475	(1,474,936)	—
Total revenue	₱125,635,157	₱—	₱71,155,177	₱4,195,856	₱95,769	₱1,550,445	(₱1,474,936)	₱201,157,468
RESULTS								
Segment results	₱28,855,872	₱—	₱3,646,190	₱549,245	(₱174,141)	(₱441,004)	₱218,728	₱32,654,890
Unallocated corporate income (expenses) - net	3,483,389	—	243,718	1,211,636	186	797,602	(218,728)	5,517,803
								38,172,693
INCOME FROM OPERATIONS								
Interest expense	(14,047,646)	—	(1,261,093)	(63,772)	(19)	(1,731,329)	55,500	(17,048,359)
Interest income	1,291,703	—	68,976	18,129	10,745	242,412	(57,697)	1,574,268
Share in net earnings of associates and joint ventures	3,813,962	7,150,500	13,487	(20,912)	545,936	16,252,690	(16,253,573)	11,502,090
Provision for income tax	(3,215,498)	—	(886,741)	(429,267)	(15,438)	(211,460)	—	(4,758,404)
NET INCOME	₱20,181,782	₱7,150,500	₱1,824,537	₱1,265,059	₱367,269	₱14,908,911	(₱16,255,770)	₱29,442,288
OTHER INFORMATION								
Segment assets	₱76,896,786	₱—	₱22,134,273	₱16,011,885	₱2,476,896	₱7,204,501	(₱299,049)	₱124,425,292
Investments and advances	60,878,541	51,837,773	60,374	1,673,212	25,833,195	130,091,898	(130,023,245)	140,351,748
Unallocated corporate assets	272,694,030	—	30,353,984	8,755,063	5,470,776	6,925,209	(590,001)	323,609,061
Consolidated total assets								₱588,386,101
Segment liabilities	₱275,041,691	₱—	₱25,289,176	₱9,753,786	₱6,590,858	₱51,382,673	(₱864,426)	₱367,193,758
Unallocated corporate liabilities	1,784,655	—	735,764	990,195	16,895	469,754	—	3,997,263
Consolidated total liabilities								₱371,191,021
Capital expenditures	₱9,675,816	₱—	₱1,895,149	₱896,460	₱26,765	₱81,444	₱—	₱12,575,634
Depreciation and amortization	₱9,895,695	₱—	₱1,317,211	₱112,373	₱15,424	₱196,134	₱—	₱11,536,837

Revenues and noncurrent operating assets by geographical locations are summarized below:

	Revenue			Property, Plant and Equipment		Intangible Assets	
	2021	2020	2019	2021	2020	2021	2020
Philippines	₱171,804,664	₱142,541,418	₱158,786,154	₱179,353,934	₱178,347,621	₱16,669,351	₱12,503,579
Rest of Asia	71,797,275	56,659,866	47,156,740	5,205,280	4,790,720	93,640	102,899
	₱243,601,939	₱199,201,284	₱205,942,894	₱184,559,214	₱183,138,341	₱16,762,991	₱12,606,478

The revenue information above is based on the locations of customers. Noncurrent operating assets consist of property, plant and equipment and intangible assets.



35. Related Party Disclosures

Parties are considered to be related if one party has the ability to control, directly or indirectly, the other party or exercise significant influence over the other party in making financial and operating decisions. Parties are also considered to be related if they are subject to common control or common significant influence. Related parties may be individuals or corporate entities.

The sales to and purchases from related parties are made on terms equivalent to those that prevail in arm's length transactions. The Group enters into transactions with its parent, associates, joint ventures and other related parties, principally consisting of the following:

- a. Service contracts of certain associates with AEV or AP at fees based on agreed rates. Professional and technical fees paid by these associates and joint ventures to AEV and AP totaled ₱576.9 million, ₱399.9 million and ₱393.3 million in 2021, 2020 and 2019, respectively.
- b. Cash deposits and placements with UBP earn interest at prevailing market rates (see Note 4).
- c. Aviation services are rendered by AEV Aviation to ACO and certain associates.
- d. Lease of commercial office units by ACO and certain associates from CPDC.
- e. Purchase of lots for residential and commercial project development by AboitizLand from ACO in 2012. The purchase was for a total consideration of ₱595.8 million, a portion of which was paid upon execution of the Contract to Sell. The remaining balance is payable on quarterly installments for the next 10 years. The current portion of the related liability amounted to ₱14.2 million as of December 31, 2021, and ₱64.8 million as of December 31, 2020 (see Note 19).
- f. Power sales to and purchases from certain associates and joint ventures based on the Group's power supply and purchase agreements, respectively (see Notes 26 and 27).
- g. Services rendered by Aboitiz Construction, Inc. (ACI), a wholly owned subsidiary of ACO, to the Group for various construction projects.

The above transactions are settled in cash.



Significant outstanding account balances with related parties as of December 31, 2021 and 2020 are as follows:

a. Revenue - Management, Professional and Technical Fees

	Revenue			Accounts Receivable		Terms	Conditions
	2021	2020	2019	2021	2020		
<i>Ultimate Parent</i>							
ACO	₱14,199	₱11,823	₱—	₱—	₱245,000	30-day; interest-free	Unsecured; no impairment
<i>Associates and Joint Ventures</i>							
RCBM (see Note 10)	168,145	82,065	88,773	—	—	30-day; interest-free	Unsecured; no impairment
SFELAPCO	123,025	108,838	106,760	—	—	30-day; interest-free	Unsecured; no impairment
CEDC	84,260	88,445	74,074	—	5,861	30-day; interest-free	Unsecured; no impairment
RCMI (see Note 10)	60,252	21,594	18,600	—	—	30-day; interest-free	Unsecured; no impairment
RCII (see Note 10)	—	6,055	12,106	—	—	30-day; interest-free	Unsecured; no impairment
AEV CRH Holdings, Inc.	—	—	—	—	3	30-day; interest-free	Unsecured; no impairment
GNPD	39,502	39,884	41,768	7,575	3,112	30-day; interest-free	Unsecured; no impairment
SNAP-Magat	10,038	13,814	5,910	—	—	30-day; interest-free	Unsecured; no impairment
SNAP-Benguet	9,620	13,591	5,986	—	—	30-day; interest-free	Unsecured; no impairment
SNAP-Res, Inc.	5	5	—	—	—	30-day; interest-free	Unsecured; no impairment
MORE	2,139	1,358	4,522	—	—	30-day; interest-free	Unsecured; no impairment
UBP	63,877	8,756	11,165	—	—	30-day; interest-free	Unsecured; no impairment
CSB	600	881	—	—	1,074	30-day; interest-free	Clean; no impairment
SNAP-Generation	474	371	23,678	—	—	30-day; interest-free	Unsecured; no impairment
RCSI	894	2,413	—	—	—	30-day; interest-free	Unsecured; no impairment
Total	₱577,030	₱399,893	₱393,342	₱7,575	₱255,050		



b. Cash Deposits and Placements with UBP

	Interest Income			Outstanding Balance		Terms	Condition
	2021	2020	2019	2021	2020		
AP	₱45,793	₱159,058	₱277,850	₱13,827,284	₱14,562,293	90 days or less; interest-bearing	No impairment
AEV	25,040	42,189	48,250	22,801,039	7,791,270	90 days or less; interest-bearing	No impairment
PILMICO	971	9,968	6,199	645,254	545,064	90 days or less; interest-bearing	No impairment
AboitizLand	1,752	1,110	1,152	1,130,482	621,639	90 days or less; interest-bearing	No impairment
Aboitiz Infracapital	20,388	10,108	7,478	4,708,066	865,933	90 days or less; interest-bearing	No impairment
CPDC	117	978	1,637	6,231	48,116	90 days or less; interest-bearing	No impairment
AEV AVIATION	105	89	198	67,021	68,462	90 days or less; interest-bearing	No impairment
AIPL	—	—	9	11,591	10,898	90 days or less; interest-bearing	No impairment
Weather Solutions, Inc.	—	5	2	—	16	90 days or less; interest-bearing	No impairment
	₱94,166	₱223,505	₱342,775	₱43,196,968	₱24,513,691		

c. Revenue - Aviation Services

	Revenue			Accounts Receivable		Terms	Conditions
	2021	2020	2019	2021	2020		
<i>Ultimate Parent</i>							
ACO	₱—	₱—	₱520	₱—	₱—	30-day; interest-free	Unsecured; no impairment
<i>Associates and Joint Ventures</i>							
SNAP-Magat	7,992	7,179	7,353	—	—	30-day; interest-free	Unsecured; no impairment
SNAP-Benguet	2,017	1,734	1,969	—	—	30-day; interest-free	Unsecured; no impairment
UBP	1,500	1,500	1,500	—	413	30-day; interest-free	Unsecured; no impairment
SNAP-Generation	—	126	726	—	—	30-day; interest-free	Unsecured; no impairment
Tsuneishi Holdings (Cebu), Inc.	—	456	—	—	251	30-day; interest-free	Unsecured; no impairment
	₱11,509	₱10,995	₱12,068	₱—	₱664		



d. Revenue - Rental

	Revenue			Accounts Receivable		Terms	Conditions
	2021	2020	2019	2021	2020		
<i>Ultimate Parent</i>							
ACO	₱4,730	₱6,590	₱4,269	₱—	₱—	30-day; interest-free	Unsecured; no impairment
<i>Associates</i>							
UBP	4,263	5,038	5,268	—	—	30-day; interest-free	Unsecured; no impairment
	₱8,993	₱11,628	₱9,537	₱—	₱—		

e. Land Acquisition

	Purchase			Payable		Terms	Condition
	2021	2020	2019	2021	2020		
<i>Ultimate Parent</i>							
ACO	₱—	₱—	₱—	₱14,177	₱78,988	Quarterly installment	Unsecured

f. Revenue - Sale of Power

	Revenue (see Note 26)			Receivable		Terms	Conditions
	2021	2020	2019	2021	2020		
<i>Associate and Joint Ventures</i>							
SFELAPCO	₱2,710,153	₱2,351,358	₱2,655,153	₱234,517	₱171,663	30-day; interest-free	Unsecured; no impairment
RCBM	2,464,158	1,509,512	1,295,957	180,143	33,028	30-day; interest-free	Unsecured; no impairment
SNAP-Magat	2,912	7,355	22,802	2,901	—	30-day; interest-free	Unsecured; no impairment
SNAP-RES	—	—	28,983	—	—	30-day; interest-free	Unsecured; no impairment
<i>Investees of ACO</i>							
Tsuneishi Heavy Industries (Cebu), Inc.	—	30,662	165,254	—	—	30-day; interest-free	Unsecured; no impairment
	₱5,177,223	₱3,898,887	₱4,168,149	₱417,561	₱204,691		



g. Cost of Purchased Power

	Purchases (see Note 26)			Payable		Terms	Condition
	2021	2020	2019	2021	2020		
<i>Associates and Joint Ventures</i>							
CEDC	₱4,522,422	₱3,955,490	₱3,619,999	₱341,528	₱330,478	30-day; interest-free	Unsecured
SNAP-Magat	73,350	94,730	109,142	103,516	7,745	30-day; interest-free	Unsecured
SFELAPCO	—	30,002	—	—	—	30-day; interest-free	Unsecured
	₱4,595,772	₱4,080,222	₱3,729,141	₱445,044	₱338,223		

h. Capitalized Construction and Rehabilitation Costs

	Purchases			Payable		Terms	Condition
	2021	2020	2019	2021	2020		
<i>Fellow Subsidiary</i>							
ACI	₱340,286	₱271,383	₱458,564	₱—	₱2,137	30-day; interest-free	Unsecured

i. Advances to Suppliers (Contractors)

	Purchases			Payable		Terms	Condition
	2020	2019	2018	2020	2019		
<i>Fellow Subsidiary</i>							
ACI	₱—	₱—	₱—	₱—	₱151,698	30-day; interest-free	Unsecured

Retirement Benefit Fund

The Company's retirement benefit fund is in the form of a trust being maintained and managed by ACO under the supervision of the BOT of the plan.

The Fund has a carrying amount and a fair value of ₱1.3 billion and ₱1.2 billion as of December 31, 2021 and 2020, respectively. The assets and investments of the Fund are as follows:

	2021	2020
Equity investments at FVTPL	₱1,160,920	₱810,125
Financial assets at amortized cost	84,954	363,375
Debt investments at FVOCI	18,342	16,166
	₱1,264,216	₱1,189,666



The Company's retirement benefit fund for its employees has investments in the equities of the Company and one of its subsidiaries. The carrying values of these investments as of December 31, 2021 and 2020 and the gains and losses of the Fund arising from such investments for the years then ended are as follows:

	2021		2020	
	Carrying Value	Gains	Carrying Value	Losses
AEV common shares	₱461,752	₱165,241	₱346,353	(₱3,405)
AP common shares	343,342	65,893	296,523	(70,872)

The above investments of the Fund were approved by the BOT. The voting rights over these equity securities are exercised by the chairman of the BOT.

Compensation of Key Management Personnel

	2021	2020	2019
Short-term benefits	₱167,714	₱219,528	₱309,496
Post-employment benefits	9,446	10,145	20,145
	₱177,160	₱229,673	₱329,641

36. Financial Risk Management Objectives and Policies

The Group's principal financial instruments comprise of cash and cash equivalents, investments in FVTPL or FVOCI, bank loans, and long-term debts. The main purpose of these financial instruments is to raise finances for the Group's operations and its investments in existing subsidiaries and associates and in new projects. The Group has other financial assets and liabilities such as trade and other receivables, trade and other payables, customer deposits and lease liabilities which arise directly from operations.

The Group also enters into derivative transactions, particularly foreign currency forwards, to economically hedge its foreign currency risk from foreign currency denominated liabilities and purchases.

Risk Management Structure

The BOD is mainly responsible for the overall risk management approach and for the approval of risk strategies and principles of the Group.

Financial risk committee

The Financial Risk Committee has the overall responsibility for the development of risk strategies, principles, frameworks, policies and limits. It establishes a forum of discussion of the Group's approach to risk issues in order to make relevant decisions.

Treasury service group

The Treasury Service Group is responsible for the comprehensive monitoring, evaluating and analyzing of the Group's risks in line with the policies and limits.



The main risks arising from the Group's financial instruments are interest rate risk resulting from movements in interest rates that may have an impact on outstanding long-term debts; credit risk involving possible exposure to counter-party default on its cash and cash equivalents, investments in financial assets at FVOCI and trade and other receivables; liquidity risk in terms of the proper matching of the type of financing required for specific investments; and foreign exchange risk in terms of foreign exchange fluctuations that may significantly affect its foreign currency denominated placements and borrowings.

Market Risk

The risk of loss, immediate or over time, due to adverse fluctuations in the price or market value of instruments, products, and transactions in the Group's overall portfolio (whether on or off-balance sheet) is market risk. These are influenced by foreign and domestic interest rates, foreign exchange rates and gross domestic product growth.

Interest rate risk

The Group's exposure to market risk for changes in interest rates relates primarily to its long-term debt obligations. To manage this risk, the Group determines the mix of its debt portfolio as a function of the level of current interest rates, the required tenor of the loan, and the general use of the proceeds of its various fund-raising activities. As of December 31, 2021, 15.3% of the Group's long-term debt had annual floating interest rates ranging from 2.00% to 8.26%, and 84.7% are with fixed rates ranging from 2.84% to 9.00%. As of December 31, 2020, 15.5% of the Group's long-term debt had annual floating interest rates ranging from 1.62% to 4.9%, and 84.5% are with fixed rates ranging from 2.0% to 8.1%.

The following tables set out the carrying amount, by maturity, of the Group's financial instruments that are exposed to cash flow interest rate risk:

December 31, 2021

	Less than 1 year	1-5 years	More than 5 years	Total
Long-term debts				
Floating rate	₱1,178,812	₱23,911,673	₱16,530,611	₱41,621,096

December 31, 2020

	Less than 1 year	1-5 years	More than 5 years	Total
Long-term debts				
Floating rate	₱2,448,799	₱30,086,294	₱8,007,950	₱40,543,043

Interest on financial instruments classified as floating rate is repriced at intervals of less than one year. Interest on the other financial instruments of the Group that are not included in the above tables are either fixed-rate or non-interest bearing, and are therefore not subject to interest rate risk. Its derivative assets and liabilities are subject to fair value interest rate risk.



The interest expense recognized during the years ended December 31 is as follows:

	2021	2020	2019
Long-term debts (see Note 19)	₱12,507,449	₱13,208,979	₱11,116,862
Lease liabilities (see Note 22)	2,782,576	3,287,801	4,381,935
Bank loans (see Note 18)	998,937	1,210,646	1,215,563
Loss on loan extinguishment	447,502	—	—
Long-term obligation on PDS and others	301,512	205,634	329,647
Customers' deposits (see Note 20)	4,180	4,027	4,352
	₱17,042,156	₱17,917,087	₱17,048,359

The interest income recognized during the years ended December 31 is as follows:

	2021	2020	2019
Cash and cash equivalents (see Note 4)	₱456,869	₱921,440	₱1,503,698
Others	73,982	85,796	70,570
	₱530,851	₱1,007,236	₱1,574,268

The following table demonstrates the sensitivity to a reasonable possible change in interest rates, with all other variables held constant, of the Group's profit before tax (through the impact on floating rate borrowings) as of December 31, 2021, 2020 and 2019:

	Increase (decrease) in basis points	Effect on income before tax
2021	200 (100)	(₱834,703) 417,351
2020	200 (100)	(₱813,082) 406,541
2019	200 (100)	(₱854,501) 427,251

The Group's sensitivity to an increase/decrease in interest rates pertaining to derivative instruments is expected to be insignificant in 2021, 2020 and 2019 due to their short-term maturities and immateriality relative to the total assets and liabilities of the Group.



There is no other impact on the Group's equity other than those already affecting the consolidated statements of income.

Commodity Price Risk

Commodity price risk of the Group arises from transactions on the world commodity markets to secure the supply of fuel, particularly coal, which is necessary for the generation of electricity.

The Group's objective is to minimize the impact of commodity price fluctuations and this exposure is hedged in accordance with the Group's commodity price risk management strategy.

Based on a 36-month forecast of the required coal supply, the Group hedges the purchase price of coal using commodity swap contracts. The commodity swap contracts do not result in physical delivery of coal, but are designated as cash flow hedges to offset the effect of price changes in coal.

Currently, the management is monitoring the development of the situation in Ukraine which could indirectly impact the Group because of higher prices of fuel.

Foreign exchange risk

The foreign exchange risk of the Group pertains significantly to its foreign currency denominated borrowings, including lease liabilities. To mitigate the risk of incurring foreign exchange losses, foreign currency holdings are matched against the potential need for foreign currency in financing equity investments and new projects. As of December 31, 2021 and 2020, foreign currency denominated borrowings account for 27.61% and 31.15%, respectively, of total consolidated borrowings.



The following table presents the Group's foreign currency denominated assets and liabilities:

	2021		2020	
	US dollar	Philippine peso Equivalent ¹	US dollar	Philippine peso Equivalent ²
Financial assets:				
Cash and cash equivalents	\$1,595,772	₱81,382,790	\$618,093	₱29,682,701
Short-term cash deposits	134,370	6,852,745	20,000	960,460
Trade and other receivables	54,164	2,762,312	111,091	5,334,947
Investments in FVTPL and FVOCI	38,887	1,983,198	21,789	1,046,395
Total financial assets	1,823,193	92,981,045	770,973	37,024,503
Financial liabilities:				
Bank loans	4,000	203,996	78,054	3,748,384
Trade and other payables	164,553	8,392,048	240,418	11,545,608
Long-term debts	714,902	36,459,287	963,243	46,257,829
Lease liabilities	323,620	16,504,296	400,786	19,246,931
Total financial liabilities	1,207,075	61,559,627	1,682,501	80,798,752
Net foreign currency denominated assets (liabilities)	\$616,118	₱31,421,418	(\$911,528)	(₱43,774,249)

¹\$1= ₱51.00

²\$1= ₱48.02

The following table demonstrates the sensitivity to a reasonable possible change in the US dollar exchange rates, with all other variables held constant, of the Group's profit before tax as of December 31, 2021 and 2020.

	Increase (decrease) in US dollar rate against the Philippine peso	Effect on income before income tax
2021	US dollar strengthens by 5%	₱1,571,070
	US dollar weakens by 5%	(1,571,070)
2020	US dollar strengthens by 5%	(₱2,188,712)
	US dollar weakens by 5%	2,188,712

The increase in US dollar rate represents depreciation of Philippine peso while the decrease in US dollar rate represents appreciation of Philippine peso.



The following table presents LHC's and GMEC's foreign currency denominated assets and liabilities:

	2021		2020	
	Philippine Peso	US Dollar Equivalent ¹	Philippine Peso	US Dollar Equivalent ²
Financial assets:				
Cash and cash equivalents	₱2,400,523	\$47,070	₱1,160,417	\$24,164
Trade and other receivables	4,378,060	85,846	773,437	16,106
	6,778,583	132,916	1,933,854	40,270
Financial liabilities:				
Trade and other payables	2,797,091	54,846	824,791	17,175
Net foreign currency denominated assets	₱3,981,492	\$78,070	₱1,109,063	\$23,095

¹\$1= ₱51.00

²\$1= ₱48.02

The following tables demonstrate the sensitivity to a reasonable possible change in the US dollar exchange rate in relation to Philippine peso, with all variables held constant, of the Group's income before tax as of December 31:

	Effect on income before tax
2021	
US dollar appreciates against Philippine peso by 5.0%	(\$3,904)
US dollar depreciates against Philippine peso by 5.0%	3,904
2020	
US dollar appreciates against Philippine peso by 5.0%	(\$1,155)
US dollar depreciates against Philippine peso by 5.0%	1,155

There is no other impact on the Group's equity other than those already affecting the consolidated statements of income.

Equity price risk

Equity price risk is the risk that the fair value of traded equity instruments decreases as the result of the changes in the levels of equity indices and the value of the individual stock.

As of December 31, 2021 and 2020, the Group's exposure to equity price risk is minimal.



Credit Risk

For its cash investments (including restricted portion and short-term cash deposits), financial assets at FVTPL and FVOCI, debt investments at amortized cost, derivative assets, and receivables, the Group's credit risk pertains to possible default by the counterparty, with a maximum exposure equal to the carrying amount of these financial assets. With respect to cash and financial assets at FVTPL or FVOCI, the risk is mitigated by the short-term and or liquid nature of its cash investments mainly in bank deposits and placements, which are placed with financial institutions and entities of high credit standing. With respect to receivables, credit risk is controlled by the application of credit approval, limit and monitoring procedures. It is the Group's policy to enter into transactions with a diversity of credit-worthy parties to mitigate any significant concentration of credit risk. The Group ensures that sales are made to customers with appropriate credit history and has internal mechanism to monitor the granting of credit and management of credit exposures.

Concentration risk

Credit risk concentration of the Group's receivables according to the customer category as of December 31, 2021 and 2020 is summarized in the following table:

	2021	2020
Power distribution:		
Industrial	₱4,934,502	₱4,005,713
Residential	2,566,449	1,922,998
Commercial	778,568	1,144,382
City street lighting	109,700	764,702
Power generation:		
Power supply contracts	11,930,242	8,066,769
Spot market	2,318,412	1,821,815
	₱22,637,873	₱17,726,379

The above receivables were provided with allowance for ECL amounting to ₱3.0 billion and ₱2.3 billion as of December 31, 2021 and 2020, respectively (see Note 5).



Credit quality

The maximum exposure to credit risk on the Group's financial assets, including their related credit quality per class, is as follows:

December 31, 2021

	Neither past due nor impaired			Past due or individually impaired	Total
	High grade	Standard grade	Sub-standard grade		
Cash and cash equivalents	₱147,534,035	₱—	₱—	₱—	₱147,534,035
Restricted cash	4,073,381	—	—	—	4,073,381
Short-term cash deposits	6,986,505	—	—	—	6,986,505
Trade and other receivables					
Trade receivables					
Power	14,000,257	—	—	8,637,615	22,637,872
Food manufacturing	2,598,735	1,735,035	1,193,684	4,078,669	9,606,123
Real estate	4,621,188	312,146	4,583,606	155,696	9,672,636
Holding and others	1,398,246	14,766	4,997	—	1,418,009
Other receivables	9,304,849	63,868	22,481	91,816	9,483,014
Debt investments at amortized cost	31,690	—	—	—	31,690
Financial assets at FVTPL					
Quoted shares of stock	997,467	—	—	—	997,467
Unquoted shares of stock	12,070	—	—	—	12,070
Financial assets at FVOCI	3,333,403	—	—	—	3,333,403
Derivative asset	1,459,621	—	—	—	1,459,621
	₱196,351,447	₱2,125,815	₱5,804,768	₱12,963,796	₱217,245,826



December 31, 2020

	Neither past due nor impaired			Past due or individually impaired	Total
	High grade	Standard grade	Sub-standard grade		
Cash and cash equivalents	₱65,966,411	₱—	₱—	₱—	₱65,966,411
Restricted cash	5,324,213	—	—	—	5,324,213
Short-term cash deposits	960,460	—	—	—	960,460
Trade and other receivables					
Trade receivables					
Power	11,119,895	—	—	6,606,484	17,726,379
Food manufacturing	3,597,902	738,904	1,620,830	1,944,301	7,901,937
Real estate	4,927,642	301,426	2,203,467	160,672	7,593,207
Holding and others	1,083,576	3,830	9,226	—	1,096,632
Other receivables	8,434,440	—	76,043	20,098	8,530,581
Debt investments at amortized cost	101,161	—	—	—	101,161
Financial assets at FVTPL					
Quoted shares of stock	997,484	—	—	—	997,484
Unquoted shares of stock	12,070	—	—	—	12,070
Financial assets at FVOCI	2,215,044	—	—	—	2,215,044
Derivative asset	—	—	—	—	—
	₱104,740,298	₱1,044,160	₱3,909,566	₱8,731,555	₱118,425,579

2021

	Stage 1	Stage 2	Stage 3	Lifetime ECL	Total
	12-month ECL	Lifetime ECL	Lifetime ECL	Simplified Approach	
High grade	₱165,587,266	₱—	₱—	₱30,462,660	₱196,049,926
Standard grade	2,125,815	—	—	—	2,125,815
Substandard grade	6,106,289	—	—	—	6,106,289
Default	91,816	—	—	12,871,980	12,963,796
Gross carrying amount	173,911,186	—	—	43,334,640	217,245,826
Loss allowance	—	—	—	4,430,583	4,430,583
Carrying amount	₱173,911,186	₱—	₱—	₱38,904,057	₱212,815,243



	2020				
	Stage 1	Stage 2	Stage 3	Lifetime ECL	Total
	12-month ECL	Lifetime ECL	Lifetime ECL	Simplified Approach	
High grade	₱79,133,600	₱-	₱-	₱25,606,698	₱104,740,298
Standard grade	1,044,160	-	-	-	1,044,160
Substandard grade	3,909,566	-	-	-	3,909,566
Default	20,098	-	-	8,711,457	8,731,555
Gross carrying amount	84,107,424	-	-	34,318,155	118,425,579
Loss allowance	-	-	-	3,423,691	3,423,691
Carrying amount	₱84,107,424	₱-	₱-	₱30,894,464	₱115,001,888

High grade - pertain to receivables from customers with good favorable credit standing and have no history of default.

Standard grade - pertain to those customers with history of sliding beyond the credit terms but pay a week after being past due.

Sub-standard grade - pertain to those customers with payment habits that normally extend beyond the approved credit terms, and has high probability of being impaired.

Trade and other receivables that are individually determined to be impaired at the balance sheet date relate to debtors that are in significant financial difficulties and have defaulted on payments and accounts under dispute and legal proceedings.

The Group evaluated its cash and cash equivalents, restricted cash and short-term cash deposits as high-quality financial assets since these are placed in financial institutions of high credit standing.

With respect to other receivables, debt investments at amortized cost, FVOCI and FVTPL investments and derivative asset, the Group evaluates the counterparty's external credit rating in establishing credit quality.



The aging analysis per class of financial assets that are past due but not impaired is as follows:

December 31, 2021

			Past Due					
			Less than 30 days	31 days to 1 year	Over 1 year up to 3 years	Over 3 years		
Cash and cash equivalents	₱147,534,035	₱147,534,035	₱—	₱—	₱—	₱—	₱—	
Restricted cash	4,073,381	4,073,381	—	—	—	—	—	
Short-term deposits	6,986,505	6,986,505	—	—	—	—	—	
Trade and other receivables								
Trade receivables								
Power	22,637,872	14,000,257	1,375,798	4,242,836	—	—	3,018,981	
Food manufacturing	9,606,123	5,527,454	1,477,940	1,419,284	—	—	1,181,445	
Real estate	9,672,636	9,516,940	—	—	—	—	155,696	
Holding and others	1,418,009	1,418,009	—	—	—	—	—	
Other receivables	9,483,014	9,391,198	724	16,631	—	—	74,461	
Debt investments at amortized cost	31,690	31,690	—	—	—	—	—	
Financial assets at FVTPL:								
Quoted shares of stock	997,467	997,467	—	—	—	—	—	
Unquoted shares of	12,070	12,070	—	—	—	—	—	
Financial assets at FVOCI	3,333,403	3,333,403	—	—	—	—	—	
Derivative asset	1,459,621	1,459,621	—	—	—	—	—	
	₱217,245,826	₱204,282,030	₱2,854,462	₱5,678,751	₱—	₱—	₱4,430,583	



December 31, 2020

			Past Due					
			Less than 30 days	31 days to 1 year	Over 1 year up to 3 years	Over 3 years		
Cash and cash equivalents	₱65,966,411	₱65,966,411	₱—	₱—	₱—	₱—	₱—	
Restricted cash	5,324,213	5,324,213	—	—	—	—	—	
Short-term deposits	960,460	960,460	—	—	—	—	—	
Trade and other receivables								
Trade receivables								
Power	17,726,379	11,119,895	1,637,745	2,692,366	—	—	2,276,373	
Food manufacturing	7,901,937	5,957,636	643,234	314,421	—	—	986,646	
Real estate	7,593,207	7,432,535	—	—	—	—	160,672	
Holding and others	1,096,632	1,096,632	—	—	—	—	—	
Other receivables	8,530,581	8,510,483	5,306	14,792	—	—	—	
Debt investments at amortized cost	101,161	101,161	—	—	—	—	—	
Financial assets at FVTPL:								
Quoted shares of stock	997,484	997,484	—	—	—	—	—	
Unquoted shares of stock	12,070	12,070	—	—	—	—	—	
Financial assets at FVOCI	2,215,044	2,215,044	—	—	—	—	—	
Derivative asset	—	—	—	—	—	—	—	
	₱118,425,579	₱109,694,024	₱2,286,285	₱3,021,579	₱—	₱—	₱3,423,691	

Trade and other receivables that are individually determined to be impaired at the balance sheet date relate to debtors that are in significant financial difficulties and have defaulted on payments and accounts under dispute and legal proceedings.

Liquidity Risk

Liquidity risk is the risk that an entity in the Group will be unable to meet its obligations as they become due. The Group manages liquidity risk by effectively managing its working capital, capital expenditure and cash flows, making use of a centralized treasury function to manage pooled business unit cash investments and borrowing requirements.

Currently, the Group is maintaining a positive cash position, conserving its cash resources through renewed focus on working capital improvement and capital reprioritization. The Group meets its financing requirements through a mixture of cash generated from its operations and short-term and long-term borrowings. Adequate banking facilities and reserve borrowing capacities are maintained.

The Group is in compliance with all of the financial covenants per its loan agreements, none of which is expected to present a material restriction on funding or its investment policy in the near future. The Group has sufficient undrawn borrowing facilities, which could be utilized to settle obligations.

In managing its long-term financial requirements, the policy of the Group is that not more than 25% of long-term borrowings should mature in any twelve-month period. As of December 31, 2021 and 2020, the portion of the total long-term debt, inclusive of customers' deposits, that will mature in less than one year is 8.59% and 8.02%, respectively. For its short-term funding, the policy of the



Group is to ensure that there are sufficient working capital inflows to match repayments of short-term debt.

Cash and cash equivalents and trade and other receivables, which are all short-term in nature, have balances of ₱147.5 billion and ₱48.0 billion as of December 31, 2021, respectively and of ₱66.0 billion and ₱38.0 billion as of December 31, 2020, respectively (see Notes 4 and 5). These financial assets will be used to fund short-term and operational liquidity needs of the Group.

The table below analyzes the financial liabilities of the Group into relevant maturity groupings based on the remaining period at the balance sheet date to the contractual maturity. The amounts disclosed in the table are the contractual undiscounted cash flows and include interest.

December 31, 2021

	Total carrying value	Contractual undiscounted payments				
		Total	On demand	Less than 1 year	1-5 years	> 5 years
Financial liabilities:						
<i>Operating</i>						
Trade and other payables*	₱42,244,829	₱42,244,829	₱3,111,065	₱38,151,147	₱982,617	₱—
Customers' deposits	7,374,767	7,374,767	—	—	473,811	6,900,956
<i>Financing</i>						
Bank loans	35,415,424	35,489,783	—	35,489,783	—	—
Long-term debts	271,678,643	315,896,735	—	23,842,763	156,462,998	135,590,974
Lease liabilities	34,256,228	44,697,803	—	11,117,560	28,160,862	5,419,381
Long-term obligation on PDS	165,532	240,000	—	40,000	200,000	—
<i>Others</i>						
Derivative liabilities	1,354,712	1,354,712	—	1,180,048	174,664	—
	₱392,490,135	₱447,298,629	₱3,111,065	₱109,821,301	₱186,454,952	₱147,911,311

*Excludes statutory liabilities



December 31, 2020

	Total carrying value	Contractual undiscounted payments				
		Total	On demand	Less than 1 year	1-5 years	> 5 years
Financial liabilities:						
<i>Operating</i>						
Trade and other payables*	₱33,230,980	₱33,230,980	₱1,662,192	₱30,441,702	₱1,127,086	₱—
Customers' deposits	6,990,008	6,990,008	—	171	417,072	6,572,765
<i>Financing</i>						
Bank loans	29,330,883	29,364,275	—	29,364,275	—	—
Long-term debts	261,041,080	311,532,857	—	26,045,719	170,055,071	115,432,067
Lease liabilities	39,768,846	53,764,786	—	10,723,920	37,744,854	5,296,012
Long-term obligation on PDS	183,436	320,000	—	40,000	200,000	80,000
<i>Others</i>						
Derivative liabilities	1,983,877	1,983,877	—	982,348	1,001,529	—
	₱372,529,110	₱437,186,783	₱1,662,192	₱97,598,135	₱210,545,612	₱127,380,844

*Excludes statutory liabilities

Capital Management

Capital includes equity attributable to the equity holders of the parent. The primary objective of the Group's capital management is to ensure that it maintains a strong credit rating and healthy capital ratios in order to support its business and maximize shareholder value.

The Group manages its capital structure and makes adjustments to it, in light of changes in economic conditions. To maintain or adjust the capital structure, the Group may adjust the dividend payment to shareholders, return capital to shareholders or issue new shares.

Certain entities within the Group that are registered with the Board of Investments (BOI) are required to raise a minimum amount of capital in order to avail of their registration incentives. As of December 31, 2021 and 2020, these entities have complied with this requirement as applicable (see Note 39).

The Group monitors capital using a gearing ratio, which is net debt divided by equity plus net debt. The Group's policy is to keep the gearing ratio at 70% or below at the consolidated level. The Group determines net debt as the sum of interest-bearing short-term and long-term obligations (comprised of long-term debts and lease liabilities) less cash and short-term deposits (including restricted cash).



Gearing ratios of the Group as of December 31, 2021 and 2020 are as follows:

	2021	2020
Bank loans	₱35,415,424	₱29,330,883
Long-term obligations	305,934,871	300,809,926
Cash and cash equivalents (including restricted cash and short-term cash deposits)	(158,593,921)	(71,290,624)
Net debt (a)	182,756,374	258,850,185
Equity	327,766,758	223,599,999
Equity and net debt (b)	₱510,523,132	₱482,450,184
Gearing ratio (a/b)	35.80%	53.65%

Part of the Group's capital management is to ensure that it meets financial covenants attached to long-term borrowings. Breaches in meeting the financial covenants would permit the banks to immediately call loans and borrowings. The Group is in compliance with the financial covenants attached to its long-term debt as of December 31, 2021 and 2020 (see Note 19).

No changes were made in the objectives, policies or processes during the years ended December 31, 2021 and 2020.

Financial and Other Risk Relating to Livestock

The Group is exposed to financial risks arising from the change in cost and supply of feed ingredients and the selling price of hogs, all of which are determined by constantly changing market forces of supply and demand, and other factors. The other factors include environmental regulations, weather conditions and livestock diseases which the Group has little control. The mitigating factors are listed below:

- The Group is subject to risks relating to its ability to maintain animal health status considering that it has no control over neighboring livestock farms. Livestock health problems could adversely impact production and consumer confidence. However, the Group monitors the health of its livestock on a daily basis and proper procedures are put in place.
- The livestock industry is exposed to risk associated with the supply and price of raw materials, mainly grain prices. Grain prices fluctuate depending on the harvest results. The shortage in the supply of grain will result in adverse fluctuation in the price of grain and will ultimately increase production cost. The Group monitors the prices of grains regularly. The formulation of feeds at a least cost being done by the Group considers the appropriate nutrients the hogs need. It is the Group's policy not to enter into forward contracts until a firm commitment is in place.



37. Financial Instruments

Fair Value of Financial Instruments

Fair value is defined as the amount at which the financial instrument could be sold in a current transaction between knowledgeable willing parties in an arm's length transaction, other than in a forced liquidation or sale. Fair values are obtained from quoted market prices, discounted cash flow models and option pricing models, as appropriate.

A financial instrument is regarded as quoted in an active market if quoted prices are readily available from an exchange, dealer, broker, pricing services or regulatory agency and those prices represent actual and regularly occurring market transactions on an arm's length basis. For a financial instrument with an active market, the quoted market price is used as its fair value. On the other hand, if transactions are no longer regularly occurring even if prices might be available and the only observed transactions are forced transactions or distressed sales, then the market is considered inactive. For a financial instrument with no active market, its fair value is determined using a valuation technique (e.g. discounted cash flow approach) that incorporates all factors that market participants would consider in setting a price.

Set out below is a comparison by category of carrying amounts and fair values of the Group's financial instruments whose fair values are different from their carrying amounts.

	2021		2020	
	Carrying Amount	Fair Value	Carrying Amount	Fair Value
Financial asset:				
PSALM deferred adjustment	₱1,097,366	₱1,032,511	₱2,140,226	₱1,939,398
Financial liabilities				
Lease liabilities	₱34,256,228	₱32,394,835	₱39,768,846	₱38,413,752
Long-term debt - fixed rate	230,057,547	239,426,108	220,498,037	245,613,118
PSALM deferred adjustment	1,097,366	1,032,511	2,140,226	1,939,398
Long-term obligation on PDS	165,532	151,878	183,436	162,164
	₱265,576,673	₱273,005,332	₱262,590,545	₱286,128,432

The following methods and assumptions are used to estimate the fair value of each class of financial instruments:

Cash and cash equivalents, short-term cash deposits, trade and other receivables, short-term loans and trade and other payables

The carrying amounts of cash and cash equivalents, short-term cash deposits, trade and other receivables, short-term loans and trade and other payables approximate their fair values due to the relatively short-term maturity of these financial instruments.



Lease liabilities

The fair value of the lease liabilities was calculated by discounting future cash flows using discount rates of 0.0911 for dollar payments and 2.86% to 9.75% for peso payments in 2021; and 1.38% to 2.44% for dollar payments and 1.38% to 3.56% for peso payments in 2020.

Fixed-rate borrowings

The fair value of fixed rate interest-bearing loans is based on the discounted value of future cash flows using the applicable rates for similar types of loans. Interest-bearing loans were discounted using credit-adjusted interest rates ranging from 1% to 6.44% in 2021 and 3.03% to 6.22% in 2020. The disclosed fair value is determined using Level 3 inputs.

Variable-rate borrowings

Where the repricing of the variable-rate interest-bearing instruments is frequent (i.e., three-month repricing), the carrying value approximates the fair value. Otherwise, the fair value is determined by discounting the principal plus the known interest payment using current market rates.

Long-term obligation on PDS and PSALM deferred adjustment

The fair values of the long-term obligations on PDS and PSALM deferred adjustment are calculated by discounting expected future cash flows at prevailing market rates. Discount rates used in discounting the obligation ranges from 1.66% to 4.63% in 2021 and 3.11% to 5.09% in 2020.

Customers' deposits

The fair value of bill deposits approximates their carrying values as these deposits earn interest at the prevailing market interest rate in accordance with regulatory guidelines. The timing and related amounts of future cash flows relating to transformers and lines and poles deposits cannot be reasonably and reliably estimated for purposes of establishing their fair values using an alternative valuation technique.

Financial assets at FVTPL and FVOCI

These securities are carried at fair value.

Derivative asset and liabilities

The fair value of forward contracts is calculated by reference to prevailing interest rate differential and spot exchange rate as of valuation date, taking into account its remaining term to maturity. The fair value of the embedded prepayment options is determined using Binomial Option Pricing Model which allows for the specification of points in time until option expiry date. This valuation incorporates inputs such as interest rates and volatility. The fair value of the IRS and interest rate cap are determined by generally accepted valuation techniques with reference to observable market data such as interest rates.

The Group also entered into an IRS agreement to fully hedge its floating rate exposure on its foreign currency-denominated loan and par forward contracts to hedge the floating rate exposure on foreign currency-denominated payments.

The Group enters into deliverable and non-deliverable short-term forward contracts with counterparty banks to manage its foreign currency risks associated with foreign currency-denominated liabilities, purchases and highly probable forecasted purchases.



The Group also entered into commodity swap contracts to hedge the price volatility of its forecasted coal purchases.

IRS

In August 2012, LHC entered into an IRS agreement effective October 31, 2012 to fully hedge its floating rate exposure on its US dollar denominated loan. Under the IRS agreement, LHC, on a semi-annual basis, pays a fixed rate of 1.505% per annum and receives variable interest at 6-month LIBOR plus margin. The interest payments and receipts are based on the outstanding USD notional amount simultaneous with the interest payments on the hedged loan. Similar with the hedged loan, the IRS has amortizing notional amounts which cover a period up to final maturity. LHC designated the swap as a cash flow hedge.

As of December 31, 2021, the outstanding notional amount and derivative liability as a result of the swap amounted to US\$0.2 million and ₱0.1 million respectively. As of December 31, 2020, the outstanding notional amount and derivative asset as a result of the swap amounted to US\$5.7 million and ₱2.8 million, respectively.

On September 29, 2017, GMEC entered into an IRS agreement to hedge the variability in the interest cash flows on the entire amount of its LIBOR Loan (see Note 19), which bears interest based on six-month US LIBOR. Under the swap agreement, GMEC pays a fixed rate of 2.18% and receives six-month US LIBOR rate, semi-annually from March 29, 2018 until September 27, 2024. The IRS settlement dates coincide with the semi-annual interest payment dates of the NFA. GMEC designated the swap as a cash flow hedge.

As of December 31, 2021, the outstanding notional amount and derivative liability as a result of the swap amounted to US\$236.5 million and ₱393.7 million, respectively. As of December 31, 2020, the outstanding notional amount and derivative asset as a result of the swap amounted to US\$267.5 million and ₱252.3 million, respectively.

In August and September 2019, AEV International entered into IRS agreements (IRS 1 and 2) to fully hedge its floating rate exposure on its US Dollar-denominated loan. Under the IRS agreements, AEV International, on a quarterly basis, pays an annual fixed rate (IRS 1 = 1.464%; IRS 2 = 1.435%) and receives variable interest at 3-month LIBOR plus margin, subject to a floor of 0% on LIBOR. The interest payments and receipts are based on the outstanding USD notional amount simultaneous with the interest payments on the hedged loan. Similar with the hedged loan, the IRS has amortizing notional amounts which cover a period up to final maturity of the hedged loan. AEV International designated the swaps as cash flow hedges.

As of December 31, 2021, the outstanding notional amount and derivative liability as a result of the swaps amounted to US\$114.0 million and ₱91.3 million, respectively. As of December 31, 2020, the outstanding notional amount and derivative liability as a result of the swaps amounted to US\$114.0 million and ₱195.1 million, respectively

In September 2019, AP entered into an IRS agreement effective September 30, 2019 to hedge US\$150.0 million of its floating rate exposure on its loan (see Note 18). Under the agreement, AP, on a quarterly basis, pays a fixed rate of 1.4493% per annum and received variable interest at 3-month LIBOR, subject to a floor of 0%. The interest payments and receipts are based on the outstanding USD notional amount simultaneous with the interest payments on the hedged loan.



Similar with the hedged loan, the IRS has amortizing notional amounts which cover a period up to April 30, 2024. AP designated the swap as a cash flow hedge.

As of December 31, 2021, the outstanding notional amount and fair value of the swap amounted to ₱2.8 billion and ₱34.0 million, respectively. As of December 31, 2020, the outstanding notional amount and fair value of the swap amounted to ₱9.6 billion and ₱389.4 million, respectively.

Foreign currency forward contracts

In 2020, AP entered into foreign currency forward contracts, namely Principal-only Swap (POS) and Call Spread (CS), with counterparty banks to manage foreign currency risks associated with its US dollar denominated liabilities and purchases. The notional amount of the forward contract is \$25.0 million (₱1.2 billion) and \$10.0 million (₱480.8 million) for POS and CS, respectively. In 2021, AP entered into additional POS contract with a notional amount of \$10.0 million (₱485.8 million). AP designated these forward contracts as cash flow hedges.

TLI entered into forward contracts to hedge the foreign currency risk arising from forecasted US dollar denominated coal purchases. These forecasted transactions are highly probable, and they comprise about 20% of the TLI's total expected coal purchases. The forward contracts were designated as cash flow hedges.

On January 1, 2020, TLI re-designated its foreign currency forwards with notional amount of \$22.5 million and average forward rate of ₱48.00 as cash flow hedges of the monthly fees due to PSALM under its IPP Administration Agreement, the settlement of which is in USD. The cash flow hedges of PSALM fees were all matured as of December 31, 2020.

As of December 31, 2021 and 2020, the aggregate notional amount of the forward contracts is ₱15.4 billion and ₱5.3 billion, respectively.

Commodity swap contracts

In 2018, TLI entered into commodity swap contracts to hedge the price volatility of forecasted coal purchases. The commodity swaps do not result in physical delivery of coal, but are designated as cash flow hedges to offset the effect of price changes in coal. TLI hedges approximately 30% of its expected coal purchases considered to be highly probable. There is an economic relationship between the hedged items and the hedging instruments as the terms of the foreign currency forward and commodity swap contracts match the terms of the expected highly probable forecasted transactions.

There is an economic relationship between the hedged items and the hedging instruments as the terms of the foreign currency forward, IRS and commodity swap contracts match the terms of the expected highly probable foreign currency denominated forecasted purchases and floating rate loans. The Group has established a hedge ration of 1:1 for the hedging relationships as the underlying risk of the foreign currency forward, IRS and commodity swap contracts are identical to the hedged risk components. To test the hedge effectiveness, the Group uses the hypothetical derivative technique and compares the changes in the fair value of the hedging instruments against the changes in fair value of the hedged items attributable to the hedged risks.



The hedge ineffectiveness can arise from:

- Different reference prices linked to the hedged risk of the hedged items and hedging instruments
- Differences in the timing of the cash flows of the hedged items and the hedging instruments
- The counterparties' credit risk differently impacting the fair value movements of the hedging instruments and hedged items
- Changes to the forecasted amount of cash flows of hedged items and hedging instruments
- Non-zero fair value hedging instruments

The Company is holding the following hedging instruments designated as cash flow hedges:

December 31, 2021

	Maturity					Total
	Less than 3 months	3 to 6 months	6 to 12 months	1 to 2 years	More than 2 years	
IRS - Derivative Assets						
Notional amount (in PHP)	428,392	—	481,941	1,820,664	9,328,992	12,059,989
Average fixed interest rate (%)	2.18%	2.18%	2.18%	2.18%	2.18%	
IRS - Derivative Liabilities						
Notional amount (in PHP)	—	(7,650)	—	(5,813,886)	(2,805)	(5,824,341)
Average fixed interest rate (%)	—	1.51 %	—	—	1.45%-1.51%	
Foreign Currency Forward Contracts - Derivative Assets						
Notional amount (in PHP)	1,745,437	2,844,785	4,972,328	3,960,874	3,257,050	16,780,474
Average forward rate (in PHP)	50	51	51	52	55	
Foreign Currency Forward Contracts - Derivative Liability						
Notional amount (in PHP)	283,276	252,063	377,561	—	504,326	1,417,226
Average forward rate (in PHP)	54	55	54	—	56	
Commodity swaps - Derivative Asset						
Notional amount (in metric tonnes)	273,000	191,000	304,000	105,000	—	873,000
Notional amount (in PHP)	1,410,758	946,281	1,353,512	476,921	—	4,187,472
Average hedged rate (in PHP per metric tonne)	5,168	4,954	4,452	4,542	—	
Commodity swaps - Derivative Liability						
Notional amount (in metric tonnes)	76,000	103,000	164,000	59,000	—	402,000
Notional amount (in PHP)	617,606	753,062	1,105,646	390,880	—	2,867,194
Average hedged rate (in PHP per metric tonne)	8126	7311	6742	6625	—	



December 31, 2020

	Maturity					Total
	Less than 3 months	3 to 6 months	6 to 12 months	1 to 2 years	More than 2 years	
IRS - Derivative Assets						
Notional amount (in PHP)	—	—	—	—	9,604,600	9,604,600
Average fixed interest rate (%)	—	—	—	—	1.45%-1.51%	
IRS - Derivative Liability						
Notional amount (in PHP)	517,352	105,651	579,349	1,084,455	16,322,778	18,609,585
Average fixed interest rate (%)	2.18%	2.18%	2.18%	2.18%	1.44%-2.18%	
Foreign Currency Forward Contracts - Derivative Assets						
Notional amount (in PHP)	48,106	54,559	49,247	—	—	151,912
Average forward rate (in PHP)	48	48	49	—	—	
Foreign Currency Forward Contracts - Derivative Liability						
Notional amount (in PHP)	1,187,189	1,016,015	1,825,623	1,343,132	34,057	5,406,016
Average forward rate (in PHP)	54	53	53	53	51	
Principal only swap currency forward						
Notional amount (in PHP)	—	—	—	—	1,214,775	1,214,775
Call Spread Foreign Currency						
Notional amount (in PHP)	—	—	—	—	480,360	480,360
Commodity swaps - Derivative Asset						
Notional amount (in metric tonnes)	105,000	72,000	140,000	52,000	—	369,000
Notional amount (in PHP)	363,966	243,215	477,051	177,783	—	1,262,015
Average hedged rate (in PHP per metric tonne)	3,466	3,466	3,408	3,419	—	
Commodity swaps - Derivative Liability						
Notional amount (in metric tonnes)	177,000	174,000	291,000	260,000	8,000	910,000
Notional amount (in PHP)	748,246	725,808	1,211,904	1,040,778	31,782	3,758,518
Average hedged rate (in PHP per metric tonne)	4,227	4,171	4,165	4,411	3,973	

The impact of the hedged items and hedging instruments in the consolidated balance sheets and consolidated statements of income and comprehensive income is as follows:

	As of December 31, 2021			
	Carrying amount	Change in fair value used for measuring ineffectiveness	Total hedging gain (loss) recognized in OCI	Ineffectiveness recognized in other comprehensive income (charges)
IRS				
Derivative asset	P—	P—	P—	P—
Derivative liability	(518,962)	(582,789)	(585,741)	—
Forward exchange currency forwards				
Derivative asset	263,254	263,255	263,254	—
Derivative liability	(42,124)	(42,124)	(42,124)	—



As of December 31, 2021				
	Carrying amount	Change in fair value used for measuring ineffectiveness	Total hedging gain (loss) recognized in OCI	Ineffectiveness recognized in other comprehensive income (charges)
Principal only swap foreign currency forwards				
Derivative Asset	64,789	64,789	64,789	—
Derivative liability	—	—	—	—
Call spread currency foreign currency forwards				
Derivative Asset	44,887	44,887	44,887	—
Derivative liability	—	—	—	—
Commodity swaps				
Derivative asset	1,460,544	1,460,315	1,460,315	229
Derivative liability	(297,771)	(250,930)	(250,930)	(46,841)
As of December 31, 2020				
	Carrying amount	Change in fair value used for measuring ineffectiveness	Total hedging gain (loss) recognized in OCI	Ineffectiveness recognized in other comprehensive income (charges)
IRS				
Derivative asset	₱—	₱—	₱—	₱—
Derivative liability	(1,388,776)	(₱572,764)	(1,199,949)	—
Forward exchange currency forwards				
Derivative asset	735	735	735	—
Derivative liability	(461,531)	(461,531)	(461,531)	—
Principal only swap foreign currency				
Derivative liability	(39,350)	(39,350)	(39,350)	—
Call spread currency foreign currency				
Derivative liability	(771)	(771)	(771)	—
Commodity swaps				
Derivative asset	164,361	161,703	161,703	2,658
Derivative liability	(258,545)	(251,251)	(251,251)	(7,294)



The movements in fair value changes of all derivative instruments for the years ended December 31, 2021 and 2020 are as follows:

	2021	2020
At beginning of year	(₱1,983,877)	(₱2,334,937)
Net changes in fair value of derivatives designated as cash flow hedges	2,526,217	877,257
Net changes in fair value of derivatives not designated as accounting hedges	(851,375)	(4,848)
Fair value of settled instruments	413,944	(521,349)
At end of year	₱104,909	(₱1,983,877)

The net losses from the net fair value changes of derivatives not designated as accounting hedges are included under "Other income (expense) - net". In 2021, this pertains to a foreign currency forward not designated as an accounting hedge to economically hedge the Group's exposure on foreign currency fluctuation.

The changes in the fair value of derivatives designated as accounting hedges were deferred in equity under "Cash flow hedge reserve".

The net movement of changes to cash flow hedge reserve is as follows:

	2021	2020
Balance at beginning of year (net of tax)	(₱1,720,254)	(₱2,257,289)
Changes in fair value recorded in equity	4,993,385	(1,694,143)
	3,273,131	(3,951,432)
Changes in fair value transferred to profit or loss	(2,435,888)	2,229,012
Balance at end of year before deferred tax effect	837,243	(1,722,420)
Deferred tax effect	345,976	2,166
Balance at end of year (net of tax)	₱1,183,219	(₱1,720,254)

The Group has not bifurcated any embedded derivatives as of December 31, 2021 and 2020.



The Group held the following financial instruments that are measured and carried or disclosed at fair value:

December 31, 2021

	Total	Level 1	Level 2	Level 3
Carried at fair value:				
Investments in financial assets:				
At FVTPL	₱1,009,537	₱1,009,537	₱—	₱—
At FVOCI	3,333,403	3,333,403	—	—
Derivative asset	1,459,621	—	1,459,621	—
Derivative liability	1,354,712	—	1,354,712	—
Disclosed at fair value:				
Lease liabilities	32,394,835	—	—	32,394,835
Long-term debt - fixed rate	239,426,108	—	—	239,426,108
PSALM deferred adjustment	1,032,511	—	—	1,032,511
Long-term obligation on PDS	151,878	—	—	151,878

December 31, 2020

	Total	Level 1	Level 2	Level 3
Carried at fair value:				
Investments in financial assets:				
At FVTPL	₱1,009,554	₱1,009,554	₱—	₱—
At FVOCI	2,215,044	2,215,044	—	—
Derivative asset	—	—	—	—
Derivative liability	1,983,877	—	1,983,877	—
Disclosed at fair value:				
Lease liabilities	38,413,752	—	—	38,413,752
Long-term debt - fixed rate	245,613,118	—	—	245,613,118
PSALM deferred adjustment	1,939,398	—	—	1,939,398
Long-term obligation on PDS	162,164	—	—	162,164

During the years ended December 31, 2021 and 2020, there were no transfers between level 1 and level 2 fair value measurements and transfers into and out of level 3 fair value measurement.



38. Notes to Consolidated Statements of Cash Flows

The following are the cash flow movements of the Group's financing liabilities in 2021 and 2020:

	January 1, 2021	Net cash flows	Non-cash Changes				December 31, 2021	
			Amortized deferred financing costs	Foreign exchange movement	Changes in fair values	Accreted interest		Others
Current interest-bearing loans and borrowings, excluding lease	₱46,788,357	(₱43,066,539)	(₱1,201)	₱—	₱—	₱—	₱50,343,585	₱54,064,202
Current lease liabilities	7,283,183	(9,611,197)	—	—	—	23,621	10,596,114	8,291,721
Non-current interest-bearing loans and borrowings, excluding lease	243,767,042	54,556,816	583,710	3,041,362	—	—	(48,753,533)	253,195,397
Non-current lease liabilities	32,485,663	—	—	1,007,764	—	2,758,955	(10,287,875)	25,964,507
Derivatives	1,983,877	—	—	5,328	(525,400)	—	(109,093)	1,354,712
Total liabilities from financing activities	₱332,308,122	₱1,879,080	₱582,509	₱4,054,454	(₱525,400)	₱2,782,576	₱1,789,198	₱342,870,539

	January 1, 2020	Net cash flows	Non-cash Changes				December 31, 2020	
			Amortized deferred financing costs	Foreign exchange movement	Changes in fair values	Accreted interest		Others
Current interest-bearing loans and borrowings, excluding lease	₱52,884,055	(₱33,060,327)	(₱31)	(₱1,851)	₱—	₱—	₱26,966,511	₱46,788,357
Current lease liabilities	5,656,225	(7,862,233)	—	2,900	—	14,879	9,471,412	7,283,183
Non-current interest-bearing loans and borrowings, excluding lease	212,611,970	62,231,716	434,797	(3,810,968)	—	—	(27,700,473)	243,767,042
Non-current lease liabilities	39,637,536	—	—	(1,050,787)	—	3,272,922	(9,374,008)	32,485,663
Derivatives	2,468,324	—	—	—	(679,522)	—	195,075	1,983,877
Total liabilities from financing activities	₱313,258,110	₱21,309,156	₱434,766	(₱4,860,706)	(₱679,522)	₱3,287,801	(₱441,483)	₱332,308,122



39. Registrations with the Board of Investments (BOI)

a. Power Segment

Certain power generation companies in the Group have been registered with the BOI. Accordingly, they are entitled to, among others, ITH incentives covering four (4) to seven (7) years. The ITH shall be limited only to sales/revenue generated from sales of electricity of the power plant and revenues generated from the sales of carbon emission reduction credits. To be able to avail of the incentives, the companies are required to maintain a minimum equity level. As of December 31, 2021 and 2020 these companies have complied with the requirements.

b. Food Manufacturing Segment

PFC

On October 9, 2015, the BOI approved the registration of PFC's feedmill plant expansion as "Expanding Producer of Animal Feeds" (2015-210) on a nonpioneer status under the Omnibus Investment Code of 1987. Among others, said registration entitles PFC to three-year ITH from January 2016 or actual start of commercial operations, whichever is earlier, and importation of capital equipment at zero duty for a period of five years.

On January 22, 2020, the BOI approved the registration of the PFC's feedmill plant expansion as "New Producer of Animal Feeds" (2020-016) on a nonpioneer status under the Omnibus Investment Code of 1987. Among others, said registration entitles PFC to four-year ITH from January 2021 or actual start of commercial operations, whichever is earlier, and importation of capital equipment at zero duty for a period of five years.

PFC's ITH incentive is ₱16.5 million in 2021. As of December 31, 2021, PFC has complied with the terms and conditions indicated in the above BOI registrations.

PANC

PANC has been registered with the BOI and granted the following incentives:

- ITH for a period of three to five years;

Type of Registration	BOI Approval Date	Start of ITH Period	ITH Period
Expanding Producer of Animal Feeds	June 24, 2016	July 2016 ¹	3 years
New Producer of Table Eggs and By- Products	April 7, 2015	October 2015 ¹	4 years
New Producer of Hogs and Pork Meat *	July 16, 2017	July 2017 ¹	3 years
New Operator of Slaughterhouse Integrated with Fabrication and Cold Storage/Blast Freezing Facility	October 8, 2020	January 2025 ¹	5 years

¹ Or actual start of commercial operations, whichever is earlier, but not earlier than registration date,

* ITH period for taxable year 2020 was deferred and can be availed for the period January 1, 2021 to June 30, 2022

- Importation of capital equipment at zero duty for a period of five years from date of registration;
- Other tax and duty exemptions on purchase of certain inventories.

PANC's ITH incentive is ₱115.5 million in 2021. There is no income tax incentive availed in 2020 and 2019 since PANC has incurred losses and did not exceed the base figure in the registered



project's operation. As of December 31, 2021, PANC has complied with the terms and conditions indicated in the above BOI registrations.

c. Infrastructure Segment

On January 24, 2018, the BOI approved Apo Agua's application for registration as new operator of Bulk Water Supply (Davao City Bulk Water Project) under the 2017 IPP on a non-pioneer status under Omnibus Investments Code of 1987. The BOI issued the Certificate of Registration on April 12, 2018 which entitles Apo Agua to an ITH of four years from February 2022 or actual start of commercial operations, whichever is earlier but availment shall in no case be earlier than the date of registration.

40. Fuel Supply and Other Agreements

a. Steam Supply Agreement

On May 26, 2013, APRI's steam supply contract with Chevron Geothermal Philippines Holdings, Inc. (CGPHI) shifted to a Geothermal Resource Sales Contract (GRSC). The change is due to an existing provision under the government's existing contract with CGPHI when the Tiwi-Makban facilities were bidded out under the former's privatization program. Under the GRSC, the effective steam price of APRI payable to CGPHI will be at a premium to coal.

To ensure that APRI will continue to remain competitive in the market, a two-month interim agreement supplementing the GRSC was implemented on August 4, 2013 and extended until August 25, 2018. On August 24, 2018, a new contract was signed by the Company and Philippine Geothermal Production Company, Inc. which aims to ensure long-term operations of both parties. The Geothermal Resources Supply and Services Agreement took effect August 26, 2018 and shall continue in effect until October 22, 2034, unless earlier terminated or extended by mutual agreement of the Parties.

Total steam supply cost incurred by APRI, reported as part of "Cost of generated power" amounted to ₱5.0 billion in 2021, ₱3.0 billion in 2020 and ₱5.0 billion in 2019.

b. Coal Supply Agreements (CSA)

TLI enters into short-term CSA. Outstanding CSA as of December 31, 2021 have aggregate supply amounts of 1,840,000 MT (equivalent dollar value is estimated to be at \$131 million), which are due for delivery from January 2021 to December 2022. Terms of payment are by letter of credit where payment is due at sight against presentation of documents, and by telegraphic transfer where payment is due within 7 days from receipt of original invoice.

GMEC has a current CSA with Avra Commodities Pte. Ltd. (Avra) and PT Arutmin Indonesia (Arutmin) dated December 20, 2019 and December 23, 2019, respectively, for coal deliveries commencing on January 1, 2020. Avra shall annually deliver between minimum of 500,000 MT to a maximum of 1,200,000 MT of coal until the CSA expires on December 31, 2024, while Arutmin shall annually deliver 1,650,000 MT with an option for an additional 160,000 MT of coal until the CSA expires on December 31, 2029. In addition, GMEC entered into a CSA with PT Bayan Resources TBK (Bayan) on April 8, 2020. Bayan shall annually deliver between a minimum of 500,000 MT to a maximum of 1,000,000 MT of coal until the CSA expires on April 30, 2030.



c. Fuel Supply Agreements

TMI has a Heavy Fuel Oil (HFO) Supply Agreement with Pilipinas Shell Petroleum Corporation (PSPC) dated September 1, 2014. The said agreement provides for the supply and delivery of HFO by PSPC to TMI, subject to terms and conditions of the agreement. The actual quantities may vary from month to month and are contingent to the actual generation of the TMI's power plant. Moreover, on December 1, 2016, TMI entered into a Lube Oil Supply Agreement with PSPC for the supply and delivery of lube oil products with an agreed aggregate volume of 3.8 million liters.

EAUC has a Lube Oil Supply Agreement (LOSA) with PSPC dated December 1, 2016. The LOSA provides for PSPC to supply and deliver an agreed aggregate volume of 220,000 liters. On March 20, 2018, EAUC entered into an HFO Supply Agreement with Phoenix Petroleum Philippines Inc. (PPPI) for the supply and delivery of HFO on a consignment basis with an agreed aggregate volume of 38.2 million liters. The actual quantities may vary from month to month and are contingent on the actual generation of the EAUC's power plant.

d. Pagbilao IPP Administration Agreement

TLI and PSALM executed the IPP Administration Agreement wherein PSALM appointed TLI to manage the 700MW contracted capacity (the "Capacity") of NPC in the coal-fired power plant in Pagbilao, Quezon.

The IPP Administration Agreement includes the following obligations TLI would have to perform until the transfer date of the power plant (or the earlier termination of the IPP Administration Agreement):

- a. Supply and deliver all fuel for the power plant in accordance with the specifications of the original Energy Conservation Agreement (ECA); and
- b. Pay to PSALM the monthly payments (based on the bid) and energy fees (equivalent to the amount paid by NPC to the IPP).

TLI has the following rights, among others, under the IPP Administration Agreement:

- a. The right to receive, manage and control the Capacity of the power plant for its own account and at its own cost and risk;
- b. The right to trade, sell or otherwise deal with the Capacity (whether pursuant to the spot market, bilateral contracts with third parties or otherwise) and contract for or offer related ancillary services, in all cases for its own account and its own risk and cost. Such rights shall carry the rights to receive revenues arising from such activities without obligation to account therefore to PSALM or any third party;
- c. The right to receive the transfer of the power plant at the end of the IPP Administration Agreement (which is technically the end of the ECA) for no consideration; and
- d. The right to receive an assignment of NPC's interest to existing short-term bilateral Power Supply Contract from the effective date of the IPP Administration Agreement the last of which were scheduled to end in November 2011.



e. Joint Venture Agreement

On March 17, 2015, Apo Agua entered into a Joint Venture Agreement (JVA) with the Davao City Water District (DCWD) in accordance with the Guidelines and Procedures for Entering into JVAs between Government and Private Entities issued by the National Economic Development Authority. Based on the JVA, Apo Agua shall undertake the development and operations of a treated bulk water supply facility while the DCWD shall assign a water permit to Apo Agua to enable it to operate the treated bulk water supply facility that shall generate revenues, primarily from the supply of treated bulk water to the DCWD. The principal place of business of the joint venture shall be in Davao City.

Pursuant to the JVA, Apo Agua entered into a Bulk Water Purchase Agreement (BWPA) with the DCWD for the supply and delivery of treated bulk water to the latter.

Under the BWPA, Apo Agua shall supply and deliver to the DCWD an agreed volume of Treated Bulk Water sourced from the Tamuga River, for a delivery period of thirty (30) years beginning on the first day of the operations of the Facility. Under the BWPA, the Apo Agua shall be entitled to a fixed rate per cubic meter of water delivered, subject to an annual rate adjustment that is based on the Annual Inflation Rate as determined by the National Statistical Coordination Board. The ownership, commissioning, operation, and management of the Facility required for the delivery of the Treated Bulk Water to the DCWD shall be vested in Apo Agua. Although the legal title to these assets shall remain with Apo Agua at the end of the concession period, the concession period is for the entire estimated useful life of the assets.

41. Contingencies

The Group is a party to certain proceedings and legal cases with other parties in the normal course of business. The ultimate outcome of these proceedings and legal cases cannot be presently determined. Management, in consultation with its legal counsels, believes that it has substantial legal and factual bases for its positions and is currently of the opinion that the likely outcome of these proceedings and legal cases will not have a material adverse effect on the Group's financial position and operating results. It is possible, however, that the future results of operations could be materially affected by changes in estimates or in the effectiveness of the strategies relating to these proceedings and legal cases.

42. Other Matters

a. Renewable Energy Act of 2008

On January 30, 2009, R.A. No. 9513, *An Act Promoting the Development, Utilization and Commercialization of Renewable Energy Resources and for Other Purposes*, which shall be known as the "Renewable Energy Act of 2008" (the Act), became effective. The Act aims to (a) accelerate the exploration and development of renewable energy resources such as, but not limited to, biomass, solar, wind, hydro, geothermal and ocean energy sources, including hybrid systems, to achieve energy self-reliance, through the adoption of sustainable energy development strategies to reduce the country's dependence on fossil fuels and thereby minimize the country's exposure to price fluctuations in the international markets, the effects of which spiral down to almost all sectors of the economy; (b) increase the utilization of renewable energy by institutionalizing the development of national and local capabilities in the use of renewable



energy systems, and promoting its efficient and cost-effective commercial application by providing fiscal and non-fiscal incentives; (c) encourage the development and utilization of renewable energy resources as tools to effectively prevent or reduce harmful emissions and thereby balance the goals of economic growth and development with the protection of health and environment; and (d) establish the necessary infrastructure and mechanism to carry out mandates specified in the Act and other laws.

As provided for in the Act, renewable energy (RE) developers of RE facilities, including hybrid systems, in proportion to and to the extent of the RE component, for both power and non-power applications, as duly certified by the DOE, in consultation with the BOI, shall be entitled to incentives, such as, ITH, duty-free importation of RE machinery, equipment and materials, zero percent VAT rate on sale of power from RE sources, and tax exemption of carbon credits, among others.

b. EPIRA of 2001

RA No. 9136 was signed into law on June 8, 2001 and took effect on June 26, 2001. The law provides for the privatization of NPC and the restructuring of the electric power industry. The Implementing Rules and Regulations (IRR) were approved by the Joint Congressional Power Commission on February 27, 2002.

R.A. No. 9136 and the IRR impact the industry as a whole. The law also empowers the ERC to enforce rules to encourage competition and penalize anti-competitive behavior.

R.A. No. 9136, the EPIRA, and the covering IRR provides for significant changes in the power sector, which include among others:

- i. The unbundling of the generation, transmission, distribution and supply and other disposable assets of a company, including its contracts with IPPs and electricity rates;
- ii. Creation of a WESM; and
- iii. Open and non-discriminatory access to transmission and distribution systems.

The law also requires public listing of not less than 15% of common shares of generation and distribution companies within 5 years from the effectivity date of the EPIRA. It provides cross ownership restrictions between transmission and generation companies and a cap of 50% of its demand that a distribution utility is allowed to source from an associated company engaged in generation except for contracts entered into prior to the effectivity of the EPIRA.

There are also certain sections of the EPIRA, specifically relating to generation companies, which provide for a cap on the concentration of ownership to only 30% of the installed capacity of the grid and/or 25% of the national installed generating capacity.

c. Temporary Restraining Order (TRO) affecting Power Generation Companies trading in WESM

On December 19, 2013, Bayan Muna representatives filed a Petition for Certiorari against the ERC and the Manila Electric Company (MERALCO) with the Supreme Court (SC). On December 20, 2013, National Association of Electricity Consumers for Reforms filed a Petition for Certiorari and/or Prohibition against MERALCO, ERC and DOE. These cases raised and questioned, among others, the alleged substantial increase in MERALCO's power rates for the billing period of November 2013, the legality of Sections 6, 29 and 45 of the EPIRA, the failure of



ERC to protect consumers from the high energy prices and the perceived market collusion of the generation companies.

These cases were consolidated by the SC which issued a TRO for a period of 60 days from December 23, 2013 to February 21, 2014, preventing MERALCO from collecting the increase in power rates for the billing period of November 2013. The TRO was subsequently extended for another 60 days ending April 22, 2014 by the SC. Thereafter, the TRO was extended indefinitely.

MERALCO, in turn, filed a counter-petition impleading generation companies supplying power to the WESM. The SC also ordered all the parties in the consolidated cases to file their respective pleadings in response to MERALCO's counter-petition. The Supreme Court set the consolidated cases for oral arguments last January 21, February 4 and 11, 2014. After hearing, all parties were ordered to file their comments and/or memorandum. The case is now submitted for resolution.

As a result of the TRO, Meralco has not been able to fully bill its consumers for the generation costs for the supply month of November 2013; and in turn, it has not been able to fully pay its suppliers of generation costs. As of December 31, 2021, the SC has not lifted the TRO.

d. Imposition of financial penalties on Therma Mobile by the Philippine Electricity Market Corporation (PEMC)

This case involves an investigation of Therma Mobile in the dispatch of its power barges during the November and December 2013 supply period. As a result of the Meralco price hike case brought before the SC, the SC ordered the ERC to investigate anti-competitive behavior and abuse of market power allegedly committed by some WESM participants.

PEMC conducted the investigation under the "Must-Offer" rules of the WESM Rules.

PEMC initially found that Therma Mobile violated the "Must-Offer Rule" during the period under investigation. In its letter dated January 30, 2015, the PEM Board imposed financial penalties amounting to ₱234.9 million on Therma Mobile. According to the PEM Board, the penalties will be collected from Therma Mobile through the WESM settlement process.

Therma Mobile maintains that there is no basis for the PEMC decision. It did not violate the Must-Offer Rule, for the period ended, as it was physically impossible for Therma Mobile to transmit more than 100MW to Meralco. Although Therma Mobile's rated capacity is 234 MW (Net), it could only safely, reliably and consistently deliver 100MW during the November and December 2013 supply period because of transmission constraints. Therma Mobile's engines and transmission lines were still undergoing major repairs to address issues on post rehabilitation.

On February 13, 2015, Therma Mobile filed a notice of dispute with the PEMC to refer the matter to dispute resolution under the WEM Rules and the WESM Dispute Resolution Market Manual.

Therma Mobile also filed a Petition for the Issuance of Interim Measures of Protection with the Regional Trial Court (RTC) of Pasig to hold off enforcement of the payment of the penalties during the pendency of the Therma Mobile and PEMC dispute resolution proceedings. Last



February 24, 2015, the RTC issued in favor of Therma Mobile an ex parte 20-day Temporary Order of Protection directing PEMC to refrain from (a) demanding and collecting from Therma Mobile the ₱234.9 million financial penalty; (b) charging and accruing interest on the financial penalty; and (c) transmitting the PEMC-ECO investigation report to the ERC.

On April 1, 2015, the RTC granted the prayer for the issuance of Writ of Preliminary Injunction, which ruling was assailed by the PEMC and elevated to the Court of Appeals (CA) via Petition for Review. On December 15, 2015, the CA issued a Decision confirming the RTC's findings. PEMC filed a Motion for Reconsideration, and in compliance with Resolution of the CA, has filed a comment on the said motion.

On June 6, 2016, PEMC filed a petition before the SC questioning the CA's Decision. TMO also filed its Comment on the Petition on November 14, 2016. On June 1, 2017, TMO received the SC Notice dated March 29, 2017. In the Resolution, the SC noted TMO's Comment and PEMC's Reply. As of December 31, 2021, the petition is still pending resolution with the SC.

e. Therma Marine Case

In 2013, ERC issued Final Approval of various ESAs of Therma Marine with some modifications on ERC's provisionally approved rates which directed both parties to devise a scheme for the refund of the difference between the final and the provisionally approved rates.

On November 25, 2013, ERC issued its order for Therma Marine to refund the amount of ₱180.0 million to its customers for a period of 6 months with equal installments per month. On August 27, 2014, ERC issued an order directing NGCP to refund its customers the amount of ₱12.7 million and the corresponding VAT for a period of twelve months. As such, Therma Marine will refund the said amount to NGCP and the latter will refund the same to its customers.

In 2015, ERC issued Provisional Approvals (PA) on ESA contracts extensions with capacity fees lower than the previously approved rates. Therma Marine filed MRs on these PAs. During the last quarter of 2015, ERC issued Final Approvals on some of these ESA's sustaining the decision in the PA's, thus Therma Marine filed MRs on the final decisions. As of December 31, 2021, there has been no resolution on the MRs on the Final Approvals.

f. ERC Case No. 2013-077 MC

On August 29, 2013, MERALCO filed a petition for dispute resolution against TLI/APRI, among other Successor Generating Companies ("SGCs") under ERC Case No. 2013-077 MC. The case arose from a claim of refund of the alleged over charging of transmission line losses pursuant to the ERC Order dated March 4, 2013 and July 1, 2013 in ERC Case No. 2008-083 MC.

On September 20, 2013, TLI, together with the other SGCs, filed a Joint Motion to Dismiss arguing that MERALCO's petition should be dismissed for failure to state a cause of action and ERC's lack of jurisdiction over the subject matter of the case. The SGCs and Meralco have filed their respective comments, reply, rejoinder and sur-rejoinder after the filing of the Joint Motion to Dismiss. The Joint Motion to Dismiss has since then been submitted for resolution with the ERC. As of December 31, 2021, the ERC has yet to render its decision on the Joint Motion to Dismiss.



g. Sergio Osmeña III vs. PSALM, Emmanuel R. Ledesma, Jr., SPC Power Corporation (SPC) and Therma Power Visayas, Inc. (TPVI)

In 2009, SPC acquired through a negotiated bid the 153.1MW Naga Land-Based Gas Turbine Power Plant (“Naga Plant”) in Naga, Cebu. In the same year, it entered into a Land Lease Agreement (LLA) with PSALM, which includes SPC’s right to top (RTT) the price of a winning bidder for the sale of any property in the vicinity of the leased premises.

PSALM subsequently bid out the Naga Plant located in the leased premises. On April 30, 2014 and after two failed biddings, PSALM issued a Notice of Award to TPVI for submitting the highest bid for the Naga Plant. SPC wrote PSALM of its intent to exercise its RTT the winning bid, on the condition that the LLA would be for a term of 25 years from closing date.

Senator Sergio Osmeña III filed with the Supreme Court (SC) a Petition for Certiorari and Prohibition with prayer for issuance of a TRO and/or Writ of Preliminary Injunction dated June 16, 2014 (the “Case”) with PSALM, Emmanuel R. Ledesma, SPC and TPVI as respondents to enjoin PSALM from making the award of the Naga Plant to SPC. In his petition, Sen. Osmeña argued that the RTT should be held invalid as it defeats the purpose of a fair and transparent bidding for a government asset and it discourages interested bidders considering the unfair advantage given to SPC.

On July 25, 2014, PSALM awarded the contract to SPC, despite TPVI’s objection on the ground that SPC did not validly exercise its right to top because of its qualified offer. Thereafter, an APA for the Naga Plant was executed between PSALM and SPC.

On September 28, 2015, the SC declared in the Case that the RTT and the APA executed in favor of SPC are null and void. The parties thereafter filed various motions for reconsideration which the SC subsequently denied.

On March 16, 2016, TPVI filed its Manifestation/Motion praying that the Notice of Award dated April 30, 2014 be reinstated and that respondent PSALM be ordered to execute the Asset Purchase Agreement (“NPPC-APA”), Land Lease Agreement (“NPPC-LLA”) and other documents to implement TPVI’s acquisition of the Naga Plant.

On April 6, 2016, the SC issued a Resolution that required PSALM and SPC to comment on TPVI’s Manifestation/Motion. In the same Resolution, the SC denied the motion for leave to file and admit SPC’s second motion for reconsideration and referral to the SC en banc.

On July 19, 2016, TPVI filed its Manifestation with Omnibus Motion to clarify the motion dated March 16, 2016 and for early resolution. TPVI prayed that the SC Decision dated September 28, 2015 be clarified, and if necessary, be amended to include in its “fallo” that the Notice of Award in favor of TPVI be reinstated.

In response to various motions, the SC issued a Notice of Judgment and Resolution dated October 5, 2016 clarifying that the nullification of SPC’s right to top did not invalidate the entire bidding process. Thus, the SC ordered the reinstatement of the Notice of Award dated April 30, 2014 in favor of TPVI. Further, the SC annulled and set aside the APA and the LLA executed between SPC and PSALM and directed PSALM to execute with dispatch the NPPC-APA and the NPPC-LLA in favor of TPVI.



On October 26, 2016, SPC filed an Urgent Motion for Reconsideration with Alternative Motion to Refer to the En Banc of the SC. SPC reiterated its prayer for the reversal of the October 5, 2016 Resolution, denial of TPVI's Manifestation/Motion and for the conduct of a new round of bidding for the Naga Plant. PSALM also filed its Motion for Reconsideration with Leave and prayed that the SC's October 5, 2016 Resolution be re-examined and/or reconsidered.

In its Resolution dated November 28, 2016, the SC denied SPC's and PSALM's motions for reconsideration (of the October 5, 2016 Resolution) with finality. The SC ordered that no further pleadings, motions, letters, or other communications shall be entertained in the Case, and it ordered the issuance of Entry of Judgment.

Notwithstanding the above SC Resolution, SPC filed its Motion for Leave to File and Admit (Motion for Reconsideration dated 9 December 2016) with attached Motion for Reconsideration dated December 9, 2016. Thereafter, SPC filed its Supplemental Motion/Petition for Referral to the Banc dated January 16, 2017.

On February 14, 2017, TPVI received a copy of the Entry of Judgment which states that the October 5, 2016 Resolution of the SC has become final and executory on November 28, 2016.

In May 2018, TPVI received the Certificate of Effectivity (COE) from PSALM initiating the purchase of the facility. The COE implements the September 28, 2015 decision of the SC, which upheld the April 30, 2014 award of the facility to TPVI. Pursuant to the NPPC-APA, on July 16, 2018 ("Closing date"), the Joint Certificate of Turn-Over was signed and issued and the facility was formally turned-over to TPVI.

In 2018, TPVI paid a total amount of ₱1.0 billion for the NPPC-APA and NPPC-LLA and ₱496.0 million for the inventories upon implementation of the acquisition of the Naga Power Plant.

h. DLP Case

On December 7, 1990, certain customers of DLP filed before the then Energy Regulatory Board (ERB) a letter-petition for recovery claiming that with the SC's decision reducing the sound appraisal value of DLP's properties, DLP exceeded the 12% Return on Rate Base (RORB). The ERB's order dated June 4, 1998, limited the computation coverage of the refund from January 19, 1984 to December 14, 1984. No amount was indicated in the ERB order as this has yet to be recomputed.

The CA, in Court of Appeals General Register Special Proceeding (CA-GR SP) No. 50771, promulgated a decision dated February 23, 2001 which reversed the order of the then ERB, and expanded the computation coverage period from January 19, 1984 to September 18, 1989.

The SC in its decision dated November 30, 2006 per GR150253 reversed the CA's decision CA-GR SP No. 50771 by limiting the period covered for the refund from January 19, 1984 to December 14, 1984, approximately 11 months. The respondent/customers filed a Motion for Reconsideration with the SC, which was denied with finality by the SC in its Order dated July 4, 2007.



The SC, following its decision dated November 30, 2006, ordered the ERC to proceed with the refund proceedings instituted by the respondents with reasonable dispatch.

On March 17, 2010, the ERC directed DLP to submit its proposed scheme in implementing the refund to its customers. In compliance with the order, the DLP filed its compliance stating that DLP cannot propose a scheme for implementing a refund as its computation resulted to no refund.

A clarificatory meeting was held where DLP was ordered to submit its memoranda.

On October 4, 2010, in compliance with the ERC directive, DLP submitted its memoranda reiterating that no refund can be made. After which, no resolution has been received by DLP from the ERC as of December 31, 2021.

i. LHC Franchise Tax Assessment

In 2007, the Provincial Treasurer of Benguet issued a franchise tax assessment against LHC, requiring LHC to pay franchise tax amounting to approximately ₱40.4 million, inclusive of surcharges and penalties covering the years 2002 to 2007. In 2008, LHC has filed for a petition for the annulment of the franchise tax assessment, based primarily on the fact that LHC is not liable for franchise tax because it does not have a franchise to operate the business. Section 6 of R.A. No. 9136 provides that power generation shall not be considered a public utility operation. As such, an entity engaged or which shall engage in power generation and supply of electricity shall not be required to secure a national franchise. Accordingly, no provision has been made in the consolidated financial statements. The case remains pending as of December 31, 2021.

j. Retail Competition and Open Access

The EPIRA mandates the implementation of Retail Competition and Open Access (RCOA) subject to the fulfilment of the conditions as provided in the EPIRA. The ERC was tasked under the EPIRA Implementing Rules and Regulations to declare, after due notice and public hearing, the initial implementation of RCOA. Through the RCOA, eligible customers will have the option to source their electricity from eligible suppliers that have secured Retail Electricity Supplier (RES) licenses from the ERC. End users with a monthly average peak demand of at least 1 Megawatt (MW) for the preceding 12 months are eligible to be contestable customers. The 1 MW qualification would gradually be reduced upon evaluation of the ERC.

In June 2011, after due notice and public hearings, the ERC declared December 26, 2011 as the date to mark the commencement of the full operation of RCOA in Luzon and Visayas. However, due to deficiencies in the rules and guidelines governing the RCOA at that time, the December 26, 2011 commencement date was deferred several times until an interim system commenced on July 26, 2013.

The DOE and ERC have issued and revised several circulars, rules and resolutions on the implementation of the RCOA and the issuance of RES licences, including a Code of Conduct, Rules on Contestability, and Rules on RES Licencing.



On February 21, 2017, the SC issued a TRO enjoining the DOE and ERC from implementing the following issuances:

1. DOE Circular No. DC-2015-06-0010 or the DOE Circular Providing Policies to Facilitate the Full Implementation of RCOA in the Philippine Electric Power Industry;
2. ERC Resolution No. 5, Series of 2016 or the Rules Governing the Issuance of Licenses to RES and Prescribing the Requirements and Conditions Therefor;
3. ERC Resolution No. 10, Series of 2016 or a Resolution adopting the Revised Rules for Contestability;
4. ERC Resolution No. 11, Series of 2016 or a Resolution Imposing Restrictions on the Operations of DUs and RES in the Competitive Retail Electricity Market; and
5. ERC Resolution No. 28, Series of 2016 or the Revised Timeframe for Mandatory Contestability, Amending Resolution No. 10, Series of 2016, entitled Revised Rules of Contestability.

The TRO effectively enjoined the DOE and the ERC from imposing the mandatory migration of end-users with average monthly peak demand of at least 1MW and 750 kW on 26 February 2017 and 26 June 2017, respectively, and barring Local RESs and DUs from supplying electricity to the Contestable Market.

Due to the TRO, no new or renewed RES licenses were issued by the ERC due to the perceived risk of being declared in contempt by the SC. The renewal of PEI, AEI and AESI's RES licenses remain pending before the ERC. The application for RES licenses of TLI and APRI are likewise pending.

On November 29, 2017, DOE issued Department Circular No. 2017-12-0013, which provides, among other things, for voluntary participation of Contestable Customers in the Retail Market. On the same date, DOE issued Department Circular No. 2017-12-0014, which provides, among other things, the guidelines on the licensing of RES. Both DOE Circulars enjoin the ERC to promote the supporting guidelines to the DOE Circulars. Once the ERC promulgates these rules, approval of RES license applications and renewals can be expected.

k. PSALM deferred adjustment

Deferred Accounting Adjustments (DAA)

The ERC issued a Decision dated March 26, 2012 which granted PSALM DAA pertaining to GRAM and ICERA and in its Order dated June 20, 2017, the ERC authorized PSALM to implement the methodology for the recovery/refund of the approved DAA.

Upon Private Electric Power Operators Association's (PEPOA) motion, the ERC, in an Order dated October 19, 2017, deferred the implementation of the approved DAA pending clarification by the ERC of the queries raised in the motion for clarification.

In its Order dated December 19, 2017, the ERC clarified that the GRAM and ICERA DAA are deferred adjustments, which were incurred by PSALM/NPC in supplying energy during the corresponding period; thus, it should be recovered/refunded by PSALM/NPC to its customers. Hence, the Distribution Utilities (DUs) are not just mere collectors of the said DAA but these are charges that they should pay to NPC/PSALM and charged to their customers as part of their



generation charge. In the same Order, the ERC directed the DUs to resume the implementation of the GRAM and ICERA starting the January 2018 billing period.

Automatic Cost Recovery Mechanism (ACRM)

On June 20, 2017, the ERC issued its Decision, authorizing PSALM to recover/refund the True-up Adjustments of Fuel and Purchased Power Costs and Foreign Exchange-Related Costs effective its next billing period.

In an Order dated October 19, 2017, the implementation of the ACRM was deferred to the January 2018 billing period pending the evaluation of the clarifications raised in PEPOA's letter and motion and on December 19, 2017, the Commission issued an Order directing PSALM and the DUS to abide with the clarifications issued by the Commission.

I. COVID-19

In a move to contain the COVID-19 outbreak, on March 13, 2020, the Office of the President of the Philippines issued a Memorandum directive to impose stringent social distancing measures in the National Capital Region effective March 15, 2020. On March 16, 2020, Presidential Proclamation No. 929 was issued, declaring a State of Calamity throughout the Philippines for a period of six months and imposed an enhanced community quarantine (ECQ) throughout the island of Luzon until April 12, 2020, as subsequently extended to April 30, 2020. This was further extended to May 15, 2020 in selected areas including the National Capital Region. These measures have caused disruptions to businesses and economic activities, and its impact on businesses continues to evolve.

The Group has experienced the negative effect of the COVID-19 pandemic in its 2020 operations across most of its segments, varying in terms of magnitude. However, because of the diverse business portfolio of the Group covering different industries and to a certain extent, geographical location, the overall effect has been cushioned. In addition, significant improvements have been felt in the latter part of 2020 as the economy started to improve, and has been continuing during the year as the community quarantine starts to ease down.

The Group has an in-placed and extensive business continuity plan on similar risk, including the lay out of the necessary steps that will help address or minimize the Group's business exposures. However, considering the evolving nature of this outbreak, the Group will continue to monitor the situation and adjust the steps it is currently implementing in subsequent periods.

m. Application of the Provisions of Corporate Recovery and Tax Incentives for Enterprises (CREATE) Act

On March 26, 2021, the Office of the President of the Philippines signed into law the CREATE Act to attract more investments and maintain fiscal prudence and stability in the Philippines. RA 11534 or the CREATE Act introduces reforms to the corporate income tax and incentives systems. It takes effect 15 days after its complete publication in the Official Gazette or in a newspaper of general circulation or April 11, 2021.

The following are the key changes to the Philippine tax law pursuant to the CREATE Act which have an impact on the consolidated financial statements of the Group as of and for the year ended December 31, 2020 because of their retroactive effect:



- Effective July 1, 2020, regular corporate income tax (RCIT) rate is reduced from 30% to 25% for domestic and resident foreign corporations. For domestic corporations with net taxable income not exceeding ₱5 million and with total assets not exceeding ₱100 million (excluding land on which the business entity's office, plant and equipment are situated) during the taxable year, the RCIT rate is reduced to 20%.
- MCIT rate reduced from 2% to 1% of gross income, effective from July 1, 2020 to June 30, 2023.

As clarified by the Philippine Financial Reporting Standards Council in its Philippine Interpretations Committee Q&A No. 2020-07, the CREATE Act was not considered substantively enacted as of December 31, 2020 even though some of the provisions have retroactive effect to July 1, 2020. The passage of the CREATE Act into law on March 26, 2021 is considered as a non-adjusting subsequent event in the consolidated financial statements of the Group as of and for the year ended December 31, 2020. Accordingly, current and deferred income taxes continued to be computed and measured using the applicable income tax rates as of December 31, 2020 (i.e., 30% RCIT / 2% MCIT) for financial reporting purposes.

The Group reflected the changes in the current and deferred income taxes in its consolidated financial statements as of and for the year ended December 31, 2021, including the retroactive effect of the change in tax rates arising from the CREATE Act, reducing provisions for current and deferred income tax by ₱572.9 million.

43. Events after the Reporting Period

- a. To comply with the requirements of Section 43 of the Corporation Code, on March 4, 2022, the BOD approved the declaration of a regular cash dividend of ₱1.62 per share (₱9.1 billion) to all stockholders of record as of March 18, 2021. These dividends will be taken out of the unrestricted retained earnings as of December 31, 2021, and will be paid on March 30, 2022. Said declaration is in compliance with the Company's policy of distributing a regular dividend equivalent to at least 33% of previous year's consolidated net income.
- b. On March 4, 2022, the BOD approved the appropriation of ₱70.6 billion of the Company's retained earnings as of December 31, 2021 for the additional capital infusion into UBP and AIC to finance its on-going projects, and for debt payment of AEV.
- c. On January 5, 2022, AP filed the application with the SEC for the issuance of the third tranche of its ₱30.0 billion fixed-rate retail bonds registered on March 1, 2021 under the shelf registration program of SEC (the "Third Tranche Bonds"). The Third Tranche Bonds, with an aggregate principal amount of up to ₱10.0 billion, including oversubscription, is expected to be issued sometime in March 2022. Interest rate setting was completed on February 28, 2022.



INDEPENDENT AUDITOR'S REPORT ON SUPPLEMENTARY SCHEDULES

The Board of Directors and Stockholders
Aboitiz Equity Ventures, Inc.
32nd Street, Bonifacio Global City
Taguig City, Metro Manila
Philippines

We have audited in accordance with Philippine Standards on Auditing, the consolidated financial statements of Aboitiz Equity Ventures, Inc. and Subsidiaries as at December 31, 2021 and 2020, and for each of the three years in the period ended December 31, 2021. Our audits were made for the purpose of forming an opinion on the basic financial statements taken as a whole. The schedules listed in the Index to Financial Statements and Supplementary Schedules are the responsibility of the Company's management. These schedules are presented for purposes of complying with the Revised Securities Regulation Code Rule 68 and are not part of the basic financial statements. These schedules have been subjected to the auditing procedures applied in the audit of the basic financial statements and, in our opinion, fairly state, in all material respects, the information required to be set forth therein in relation to the basic financial statements taken as a whole.

SYCIP GORRES VELAYO & CO.

Maria Veronica Andresa R. Pore

Maria Veronica Andresa R. Pore

Partner

CPA Certificate No. 90349

Tax Identification No. 164-533-282

BOA/PRC Reg. No. 0001, August 25, 2021, valid until April 15, 2024

SEC Partner Accreditation No. 0662-AR-4 (Group A)

November 21, 2019, valid until November 20, 2022

SEC Firm Accreditation No. 0001-SEC (Group A)

Valid to cover audit of 2021 to 2025 financial statements of SEC covered institutions

BIR Accreditation No. 08-001998-071-2020, December 3, 2020, valid until December 2, 2023

PTR No. 8854348, January 3, 2022, Makati City

March 4, 2022



INDEPENDENT AUDITOR'S REPORT ON COMPONENTS OF FINANCIAL SOUNDNESS INDICATORS

The Board of Directors and Stockholders
Aboitiz Equity Ventures, Inc.
32nd Street, Bonifacio Global City
Taguig City, Metro Manila
Philippines

We have audited in accordance with Philippine Standards on Auditing, the consolidated financial statements of Aboitiz Equity Ventures, Inc. and Subsidiaries as at December 31, 2021 and 2020, and for each of the three years in the period ended December 31, 2021. Our audits were made for the purpose of forming an opinion on the basic financial statements taken as a whole. The Supplementary Schedule on Financial Soundness Indicators, including their definitions, formulas, calculation, and their appropriateness or usefulness to the intended users, are the responsibility of the Company's management. These financial soundness indicators are not measures of operating performance defined by Philippine Financial Reporting Standards (PFRSs) and may not be comparable to similarly titled measures presented by other companies. This schedule is presented for the purpose of complying with the Revised Securities Regulation Code Rule 68 issued by the Securities and Exchange Commission, and is not a required part of the basic financial statements prepared in accordance with PFRSs. The components of these financial soundness indicators have been traced to the Company's financial statements as at December 31, 2021 and 2020 and for each of the three years in the period ended December 31, 2021 and no material exceptions were noted.

SYCIP GORRES VELAYO & CO.

Maria Veronica Andresa R. Pore

Maria Veronica Andresa R. Pore

Partner

CPA Certificate No. 90349

Tax Identification No. 164-533-282

BOA/PRC Reg. No. 0001, August 25, 2021, valid until April 15, 2024

SEC Partner Accreditation No. 0662-AR-4 (Group A)

November 21, 2019, valid until November 20, 2022

SEC Firm Accreditation No. 0001-SEC (Group A)

Valid to cover audit of 2021 to 2025 financial statements of SEC covered institutions

BIR Accreditation No. 08-001998-071-2020, December 3, 2020, valid until December 2, 2023

PTR No. 8854348, January 3, 2022, Makati City

March 4, 2022



ABOITIZ EQUITY VENTURES, INC.
AND SUBSIDIARIES

Supplementary Schedules
to the Financial Statements
Required by the Securities and Exchange Commission
For the Year Ended December 31, 2021

and

Independent Auditor's Report

Philippine
Pesos

ABOITIZ EQUITY VENTURES, INC. AND SUBSIDIARIES

Supplementary Schedules Required
By the Securities and Exchange Commission
As of and for the Year Ended December 31, 2021

	Page
A - Financial Assets	1
B - Amounts Receivable from Directors, Officers, Employees, Related Parties and Principal Stockholders (Other than Related Parties)	NA
C - Amounts Receivable from Related Parties which are Eliminated during the Consolidation of Financial Statements	2
D - Intangible Assets – Other Assets	3
E - Long-Term Debt	4
F - Indebtedness to Related Parties (Long-Term Loans from Related Companies)	NA
G - Guarantees of Securities of Other Issuers	NA
H - Capital Stock	5
I - Trade and Other Receivables from Related Parties which are Eliminated during the Consolidation of Financial Statements	6
J - Trade and Other Payables from Related Parties which are Eliminated during the Consolidation of Financial Statements	7
Statement of Reconciliation of Retained Earnings Available for Dividend Declaration	8
Financial Ratios	9
Conglomerate Mapping	10

NA: NOT APPLICABLE

ABOITIZ EQUITY VENTURES, INC. AND SUBSIDIARIES

SCHEDULE A - FINANCIAL ASSETS

AS OF DECEMBER 31, 2021
(Amounts in Thousands)

Name of Issuing Entity and Association of each Issue	Number of Shares or Principal Amount of Bonds and Notes	Amount Shown in the Balance Sheet	Value Based on Market Quotation at Balance Sheet Date	Income Received and Accrued
CASH ON HAND AND IN BANKS, INCLUDING RESTRICTED CASH				
Australia and New Zealand Banking Group Limited (ANZ)	Not applicable	P 15,730,395	Not applicable	P 1,348
Asian United Bank	Not applicable	28	Not applicable	4
Banco de Oro	Not applicable	6,056,395	Not applicable	67,389
Bank of Commerce	Not applicable	844	Not applicable	1
Bank of the Philippine Islands	Not applicable	736,554	Not applicable	1,030
BDO Network Bank	Not applicable	8,132	Not applicable	-
China Banking Corporation	Not applicable	1,302	Not applicable	6
Citibank	Not applicable	43,757	Not applicable	33
City Savings Bank	Not applicable	2,381,223	Not applicable	-
Development Bank of the Philippines	Not applicable	80,667	Not applicable	9
ING Bank N.V.	Not applicable	3,491	Not applicable	-
JP Morgan	Not applicable	5,845	Not applicable	-
Landbank of the Philippines	Not applicable	50,869	Not applicable	36
Metropolitan Bank and Trust Company	Not applicable	1,912,187	Not applicable	774
PB Com	Not applicable	1,658	Not applicable	2
Philippine National Bank	Not applicable	160,591	Not applicable	39
Philippine Veterans Bank	Not applicable	455	Not applicable	-
Security Bank Corporation	Not applicable	373,330	Not applicable	171
Union Bank of the Philippines	Not applicable	15,816,734	Not applicable	62,114
Agriculture Bank of China	Not applicable	88,432	Not applicable	249
Bangkok Bank Public Company Limited	Not applicable	4,920	Not applicable	7
Bank Central Asia	Not applicable	15,405	Not applicable	254
Bank Mandiri	Not applicable	4,277	Not applicable	38
Bank Muamalat	Not applicable	9,471	Not applicable	33
Bank of China	Not applicable	249,488	Not applicable	515
China Merchants Bank	Not applicable	9,621	Not applicable	25
Commerce International Merchant Bankers Berhad (CIMB)	Not applicable	58,448	Not applicable	-
EPCI Bank	Not applicable	51	Not applicable	-
Hongkong Shanghai Banking Corporation	Not applicable	3,766,913	Not applicable	715
Malayan Banking Berhad	Not applicable	20,221	Not applicable	-
Myanma Foreign Trade Bank (MFTB Bank)	Not applicable	6	Not applicable	-
Mizuho Corporatet Bank, Ltd.	Not applicable	5,260	Not applicable	43
Oversea-Chinese Banking Corporation, Limited (OCBC)	Not applicable	122	Not applicable	-
PT Bank Permata	Not applicable	14	Not applicable	-
Rizal Commercial Banking Corporation	Not applicable	60,852	Not applicable	124
Robinson's Bank	Not applicable	5,044	Not applicable	4
Rural Credit Cooperatives Association	Not applicable	359	Not applicable	3
Industrial and Commercial Bank of China	Not applicable	1,531	Not applicable	1
Saigon Thuong Tin Commercial Joint Stock Bank (Sacombank)	Not applicable	101,648	Not applicable	194
Standard Chartered Bank	Not applicable	10,505,380	Not applicable	1,100
The Bank of China Construction	Not applicable	10,976	Not applicable	59
The Bank of Tokyo - Mitsubishi UFJ, Ltd.	Not applicable	13,872,892	Not applicable	-
The Siam Commercial Bank Public Company Limited	Not applicable	970	Not applicable	-

ABOITIZ EQUITY VENTURES, INC. AND SUBSIDIARIES

SCHEDULE A - FINANCIAL ASSETS

AS OF DECEMBER 31, 2021
(Amounts in Thousands)

Name of Issuing Entity and Association of each Issue	Number of Shares or Principal Amount of Bonds and Notes	Amount Shown in the Balance Sheet	Value Based on Market Quotation at Balance Sheet Date	Income Received and Accrued
Joint Stock Commercial Bank for Foreign Trade of Vietnam (Vietcombank)	Not applicable	87,111	Not applicable	247
Vietinbank	Not applicable	-	Not applicable	3
Development Bank of Singapore	Not applicable	2,778	Not applicable	-
Fudian Bank Co., Ltd.	Not applicable	34	Not applicable	-
Bank of Dongguan Co., Ltd.	Not applicable	20	Not applicable	16
Mitsubishi UFJ Financial Group (MUFG)	Not applicable	1,200,119	Not applicable	4,178
National Development Bank PLC	Not applicable	60	Not applicable	26
Sampath Bank	Not applicable	64,274	Not applicable	-
Sumitomo Mitsui Banking Corporation	Not applicable	97,826	Not applicable	-
Cash on Hand, Cash in Vault and Revolving Fund	Not applicable	338,001	Not applicable	-
TOTAL		P 73,946,981		P 140,790
Money Market Placements, Including Short-term Deposits				
Australia and New Zealand Banking Group Limited (ANZ Bank)	Not applicable	P 509,991	Not applicable	P 234
Banco de Oro	Not applicable	1,329,036	Not applicable	5,466
BDO Private Bank, Inc.	Not applicable	540,920	Not applicable	5,061
Bank of the Philippine Islands	Not applicable	6,001,553	Not applicable	6,617
Bank Muamalat	Not applicable	596,515	Not applicable	5,499
City Savings Bank	Not applicable	21,579,828	Not applicable	220,801
Development Bank of the Philippines	Not applicable	21,171,728	Not applicable	9,035
Hongkong & Shanghai Banking Corporation	Not applicable	20,423	Not applicable	123
Philippine National Bank	Not applicable	-	Not applicable	22
Rizal Commercial Banking Corporation	Not applicable	1,000,000	Not applicable	778
Security Bank Corporation	Not applicable	25,499	Not applicable	7
Saigon Thuong Tin Commercial Joint Stock Bank (Sacombank)	Not applicable	397,061	Not applicable	27,765
Joint Stock Commercial Bank for Foreign Trade of Vietnam (Vietcombank)	Not applicable	69,234	Not applicable	4,888
Mitsubishi UFJ Financial Group (MUFG)	Not applicable	6,338,341	Not applicable	18,885
Union Bank of the Philippines	Not applicable	25,066,811	Not applicable	17,298
TOTAL		P 84,646,940		P 322,479
Trade Receivables				
Power	Not applicable	P 22,637,873	Not applicable	Not applicable
Food manufacturing	Not applicable	9,606,123	Not applicable	Not applicable
Real estate	Not applicable	9,672,636	Not applicable	Not applicable
Holding and others	Not applicable	1,418,008	Not applicable	Not applicable
TOTAL		P 43,334,640		
Other Receivables				
Nontrade receivables	Not applicable	P 7,790,692	Not applicable	Not applicable
Dividends receivable	Not applicable	1,192,000	Not applicable	Not applicable
Advances to contractors	Not applicable	202,394	Not applicable	Not applicable
Others	Not applicable	297,928	Not applicable	Not applicable
TOTAL		P 9,483,014		

ABOITIZ EQUITY VENTURES, INC. AND SUBSIDIARIES

SCHEDULE A - FINANCIAL ASSETS

AS OF DECEMBER 31, 2021
(Amounts in Thousands)

Name of Issuing Entity and Association of each Issue	Number of Shares or Principal Amount of Bonds and Notes	Amount Shown in the Balance Sheet	Value Based on Market Quotation at Balance Sheet Date	Income Received and Accrued
Financial assets at FVTPL				
Quoted Shares of Stock				
Alta Vista Golf and Country Club	2	₱ 3,245	₱ -	₱ -
Golf and Country Club of Iligan	1,000	1	-	-
Vistamar Country Club	90,000	90	-	-
Mimosa Leisure Park	1	150	-	-
Celebrity Sports Plaza	2	500	-	-
Aboitiz Equity Ventures, Inc.	157,297	8,565	-	-
Apo Golf and Country Club	1	2	-	-
CEBECO1-VECO Subtransmission Company, Inc.	375,000	375	-	-
Rizal Commercial Bank	1,382,672	27,653	27,653	671
Empire East Land, Inc.	4,377,063	1,116	1,116	-
Filinvest Development Corporation	160,316	1,278	1,278	-
Megaworld Properties, Inc.	1,842,750	5,805	5,805	-
Filinvest Land, Inc.	303,515	334	334	-
JP Morgan	-	938,789	938,789	1,590
		P 987,903	P 974,975	P 2,261
Unquoted Shares of Stock				
AEV Development Corporation	-	65	-	-
International Container Terminal Services, Inc.	100	2	-	-
Cebu Holdings, Inc.	1	1,038	-	-
Cebu Country Club	3	9,600	-	-
Lever VC GP Limited	-	9,563	-	-
PICOP	164	8	-	-
Philex Mining Corporation	2,618	5	-	-
Philippine Long Distance and Telephone Company	44,344	560	-	-
Equitable Banking Corporation	8,050	793	-	-
		P 21,634	P -	P -
Financial assets at FVOCI				
Union Bank of the Philippines	2,182,600	2,313,423	2,313,423	14,754
Lombard Odier - IMA	-	1,019,980	-	-
		P 3,333,403	P 2,313,423	P 14,754
Debt Investments at Amortized Cost				
SMC Global Power Holdings	-	10,137	-	476
VLL International, Inc.	-	21,553	-	1,126
Royal Capital BV	-	-	-	177
		P 31,690	P -	P 1,779
TOTAL		P 4,374,630	P 3,288,398	P 18,794

ABOITIZ EQUITY VENTURES, INC. AND SUBSIDIARIES

SCHEDULE C - AMOUNTS RECEIVABLE FROM RELATED PARTIES
WHICH ARE ELIMINATED DURING THE CONSOLIDATION
OF FINANCIAL STATEMENTS

AS DECEMBER 31, 2021
(Amounts in Thousands)

Name and Designation of Debtor	Beginning Balance	Additions	Deductions		Current	Non-Current	Ending Balance
			Amounts Collected	Amounts Written Off			
TRADE							
Aboitiz Equity Ventures, Inc. (Parent)	P -	P 2,897	P -	P -	P 2,897	P -	P 2,897
Pilmico Animal Nutrition Corporation	-	194,806	-	-	194,806	-	194,806
Pilmico Foods Corporation	-	1,294,196	-	-	1,294,196	-	1,294,196
Abaga International Pte Ltd. (formerly Comfez Pte. Ltd.)	-	8,147	-	-	8,147	-	8,147
Aboitizland, Inc.	(1,820)	10,949	1,820	-	10,949	-	10,949
Cebu Industrial Park Developers, Inc.	(205)	-	205	-	-	-	-
Lima Land, Inc.	-	8,982	-	-	8,982	-	8,982
Aboitiz Energy Solutions, Inc.	(2)	12,452	2	-	12,452	-	12,452
Advent Energy, Inc.	-	2,171	-	-	2,171	-	2,171
Lima Enerzone Corporation	-	4,686	-	-	4,686	-	4,686
Luzon Hydro Corporation	(29)	-	29	-	-	-	-
Therma Luzon, Inc.	(1,021)	-	1,021	-	-	-	-
NON-TRADE							
Aboitiz Equity Ventures, Inc. (Parent) - Advances	-	25,648	-	-	25,648	-	25,648
Aboitiz Power International Pte. Ltd. - Loan Receivable	-	41,309	-	-	41,309	-	41,309
Pilmico Foods Corporation - Dividend	-	700,000	-	-	700,000	-	700,000
Pilmico Foods Corporation - Advances	275,553	5,489	(1,678)	-	279,364	-	279,364
Adventenergy, Inc. - Advances	302,144	1,547	(2,144)	-	301,547	-	301,547
Total	P 574,620	P2,313,279	P (745)	P -	P2,887,154	P -	P2,887,154

ABOITIZ EQUITY VENTURES, INC. AND SUBSIDIARIES

SCHEDULE D - INTANGIBLE ASSETS AND OTHER ASSETS

AS OF DECEMBER 31, 2021

(Amount in Thousands)

Description	Beginning Balance	Additions At Cost	DEDUCTIONS		Other Changes Additions (Deductions)	Discontinued Operation	Ending Balance
			Charged to Costs and Expenses	Charged to Other Accounts			
A. Intangibles							
Goodwill	P 55,170,011	P -	P -	P -	P 2,405,409	P -	P 57,575,420
Service concession right	8,664,804	4,740,735	(335,239)	-	54,583	-	13,124,883
Franchise	2,494,811	-	(76,961)	-	-	-	2,417,850
Project development costs	1,029,421	817,954	-	(369,918)	(671,441)	-	806,016
Customer contracts	10,911	-	(3,968)	-	-	-	6,943
Software and licenses	406,531	132,668	(131,337)	-	(563)	-	407,299
B. Other Noncurrent Assets							
Input VAT and tax credit receivable	3,076,027	402,419	-	-	-	-	3,478,446
Financial assets at FVTPL	1,009,554	-	-	-	(17)	-	1,009,537
Financial assets at FVOCI	2,215,044	1,019,980	-	-	98,379	-	3,333,403
Debt investments at amortized cost	101,161	-	(69,471)	-	-	-	31,690
Prepaid rent and other deposits	845,586	-	(356,941)	-	-	-	488,645
Prepaid taxes	3,559,354	-	-	-	(202,845)	-	3,356,509
Advances to contractors and projects	2,030,652	-	-	-	(812,511)	-	1,218,141
Advances to NGCP - net of current portion	920,682	124,164	-	-	-	-	1,044,846
Biological assets	133,440	32,831	-	-	-	-	166,271
Others	658,970	359,214	-	-	-	-	1,018,184
Total	P82,326,959	P7,629,965	(P973,917)	(P369,918)	P870,994	P0	P89,484,083

ABOITIZ EQUITY VENTURES, INC. AND SUBSIDIARIES

SCHEDULE E - LONG-TERM DEBT

AS OF DECEMBER 31, 2021
(Amounts in Thousands)

Name of Issuer and Type of Obligation	Amount Authorized by Indentures	Amount Shown as Current	Amount Shown as Long-Term	Remarks
Parent Company:				
BPI Capital Corporation	5,049,711	-	5,049,711	
BDO Capital & Investment Corporation	4,960,607	-	4,960,607	
Metropolitan Bank and Trust Company	9,936,116	39,949	9,896,167	
BDO Unibank, Inc.	17,356,433	-	17,356,433	
Subsidiaries:				
Aboitiz Power Corporation	63,189,156	9,012,854	54,176,302	
AP Renewables, Inc.	10,520,765	836,116	9,684,649	
Hedcor, Inc.	1,491,600	128,959	1,362,641	
Hedcor Bukidnon, Inc.	8,656,313	591,650	8,064,663	
Hedcor Sibulan, Inc.	3,384,328	393,764	2,990,564	
Hedcor Sabangan	1,136,464	40,490	1,095,974	
Hedcor Tudaya, Inc.	746,393	57,686	688,707	
Aboitiz Energy Solutions, Inc.	594,000	-	594,000	
Cotabato Light and Power Co., Inc.	57,600	28,650	28,950	
Davao Light & Power Co., Inc.	288,000	144,750	143,250	
Pagbilao Energy Corporation (Joint Operation)	10,993,112	1,166,231	9,826,881	
Luzon Hydro Corporation	7,646	7,646	-	
Therma South, Inc.	18,104,113	1,165,380	16,938,733	
Therma Visayas, Inc.	26,730,748	2,040,350	24,690,398	
Therma Power Visayas, Inc.	1,489,717	-	1,489,717	
Therma Marine, Inc.	1,777,437	-	1,777,437	
GNPower Mariveles Energy Center Ltd. Co.	32,186,946	2,311,945	29,875,001	
Visayan Electric Company	383,635	192,755	190,880	
Pilimico Foods Corporation	2,857,411	12,675	2,844,736	
Pilimico Animal Nutrition Corp.	2,493,820	68,712	2,425,108	
AEV International and Subsidiaries	33,841,271	112,352	33,728,919	
AboitizLand, Inc. and Subsidiaries	4,295,215	255,864	4,039,351	
Aboitiz Infra Capital	9,150,086	-	9,150,086	
Total	P271,678,643	P18,608,778	P253,069,865	

ABOITIZ EQUITY VENTURES, INC. AND SUBSIDIARIES

SCHEDULE H - CAPITAL STOCK

AS OF DECEMBER 31, 2021
(Amounts in Thousands)

Title of Issue	Number of Shares Authorized	Number of Shares Issued and Outstanding	Number of Shares Reserved for Options, Warrants, Conversions, and Other Rights	Number of Shares Held By		
				Affiliates	Directors, Officers and Employees	Others
COMMON SHARES	9,600,000	5,630,225	-	2,737,173	233,725	2,659,327
PREFERRED SHARES	400,000	-	-	-	-	-

ABOITIZ EQUITY VENTURES, INC. AND SUBSIDIARIES
SCHEDULE I - TRADE AND OTHER RECEIVABLES FROM RELATED PARTIES
WHICH ARE ELIMINATED DURING THE CONSOLIDATION
OF FINANCIAL STATEMENTS

AS DECEMBER 31, 2021
(Amounts in Thousands)

Related Party	Balances			Volume				Terms
	Trade	Non-trade	Total	Sales	Rental	Interest	Advances	
TRADE								
Aboitiz Equity Ventures, Inc. (Parent)	P 2,897	P -	P 2,897	P 1,037,490	P -	P -	P -	30 days
Pilmico Animal Nutrition Corporation	194,806	-	194,806	213	-	-	-	30 days
Pilmico Foods Corporation	1,294,196	-	1,294,196	17,938	16,620	-	-	30 days
Fil-Agri Holdings, Inc.	-	-	-	13,564	-	-	-	30 days
Abaqa International Pte Ltd. (formerly Comfez Pte. Ltd.)	8,147	-	8,147	17,427,538	-	-	-	30 days
Gold Coin Feedmill Ha Nam Co. Ltd.	-	-	-	1,856	-	-	-	30 days
Gold Coin Specialities (Thailand) Co. Ltd.	-	-	-	53,276	-	-	-	30 days
Gold Coin (Zhuhai) Company Ltd.	-	-	-	8,710	-	-	-	30 days
KLEAN Greentech Co. Ltd.	-	-	-	28,431	-	-	-	30 days
Pilmico Vietnam Company Limited	-	-	-	574,492	-	-	-	30 days
Cebu Praedia Development Corporation	-	-	-	15,852	48,286	-	-	30 days
AEV Aviation, Inc.	-	-	-	116,380	-	-	-	30 days
Lima Water Coporation	-	-	-	2,810	-	-	-	30 days
Aboitizland, Inc.	10,949	-	10,949	1,210	334	-	-	30 days
Lima Land, Inc.	8,982	-	8,982	89,582	760	-	-	30 days
Aboitiz Energy Solutions, Inc.	12,452	-	12,452	84,521	-	-	-	30 days
Aboitiz Power Distributed Energy, Inc.	-	-	-	6,056	-	-	-	30 days
Aboitiz Renewables, Inc.	-	-	-	53	-	-	-	30 days
Advent Energy, Inc.	2,171	-	2,171	551	-	-	-	30 days
Balamban Enerzone Corp.	-	-	-	1,568	-	-	-	30 days
Cotabato Light and Power Company	-	-	-	26	-	-	-	30 days
Davao Light and Power Co., Inc.	-	-	-	8,143	-	-	-	30 days
Hedcor, Inc.	-	-	-	11,173	-	-	-	30 days
Lima Enerzone Corporation	4,686	-	4,686	24,175	-	-	-	30 days
Mactan Enerzone Corporation	-	-	-	15,898	-	-	-	30 days
Subic Enerzone Corporation	-	-	-	47	-	-	-	30 days
Therma Marine, Inc.	-	-	-	75	-	-	-	30 days
Therma South, Inc.	-	-	-	53,759	-	-	-	30 days
Visayan Electric Co., Inc.	-	-	-	4,366	4,404	-	-	30 days
NON-TRADE								
Aboitiz Equity Ventures, Inc. (Parent) - Advances	-	25,648	25,648	-	-	-	25,648	short term
Aboitiz Power International Pte. Ltd. - Loan Receivable	-	41,309	41,309	-	-	334	41,309	short term
Pilmico Foods Corporation - Dividend	-	700,000	700,000	-	-	-	700,000	short term
Pilmico Foods Corporation - Advances	-	279,364	279,364	-	-	17,905	-	short term
Adventenergy, Inc. - Advances	-	301,547	301,547	-	-	7,965	-	short term
Total	P 1,539,286	P 1,347,868	P 2,887,154	P 19,599,753	P 70,404	P 26,204	P 766,957	

ABOITIZ EQUITY VENTURES, INC. AND SUBSIDIARIES
SCHEDULE J- TRADE AND OTHER PAYABLES TO RELATED PARTIES
WHICH ARE ELIMINATED DURING THE CONSOLIDATION
OF FINANCIAL STATEMENTS

AS DECEMBER 31, 2021
(Amounts in Thousands)

Related Party	Balances			Volume				Terms
	Trade	Non-trade	Total	Purchases	Rental	Interest	Advances	
TRADE								
Aboitiz Equity Ventures, Inc. (Parent)	P -	P -	P -	P 51,103	P 11,326	P -	P -	30 days
Pilmico Animal Nutrition Corporation	14,623	-	14,623	1,524,066	-	-	-	30 days
Pilmico Foods Corporation	8,147	-	8,147	13,524,527	3,722	-	-	30 days
Fil-Agri Holdings, Inc.	-	-	-	4	-	-	-	30 days
Abaga International Pte Ltd. (formerly Comfez Pte. Ltd.)	1,265,027	-	1,265,027	17,938	-	-	-	30 days
Gold Coin Services Singapore Pte Limited	-	-	-	13,564	-	-	-	30 days
Gold Coin Feedmill Ha Nam Co. Ltd.	1,888	-	1,888	-	-	-	-	30 days
Gold Coin Specialities (Thailand) Co. Ltd.	10,966	-	10,966	-	-	-	-	30 days
Gold Coin (Zhuhai) Company Ltd.	3,024	-	3,024	-	-	-	-	30 days
KLEAN Greentech Co. Ltd.	2,624	-	2,624	-	-	-	-	30 days
Pilmico Vietnam Company Limited	192,515	-	192,515	-	-	-	-	30 days
Cebu Praedia Development Corporation	-	-	-	4,166	-	-	-	30 days
AEV Aviation, Inc.	-	-	-	4,672	16,620	-	-	30 days
Aboitiz Infracapital, Inc.	-	-	-	26,508	4,590	-	-	30 days
Apo Agua Infraestructura Inc.	-	-	-	23,839	-	-	-	30 days
Lima Water Coporation	-	-	-	22,807	389	-	-	30 days
Unity Digital Infrastructure, Inc.	-	-	-	665	371	-	-	30 days
Aboitizland, Inc.	-	-	-	56,755	9,606	-	-	30 days
Misamis Oriental Land Dev. Corp.	-	-	-	17	-	-	-	30 days
Cebu Industrial Park Developers, Inc.	-	-	-	5,874	71	-	-	30 days
Lima Land, Inc.	4,686	-	4,686	47,091	0	-	-	30 days
Aboitiz Power Corporation	-	-	-	127,663	1,029	-	-	30 days
Aboitiz Energy Solutions, Inc.	9,063	-	9,063	3,196	-	-	-	30 days
Aboitiz Power Distributed Energy, Inc.	6,056	-	6,056	519	-	-	-	30 days
Aboitiz Power Distributed Renewables, Inc.	-	-	-	279	-	-	-	30 days
Aboitiz Renewables, Inc.	60	-	60	5,477	-	-	-	30 days
Abovant Holdings, Inc.	-	-	-	46	-	-	-	30 days
Advent Energy, Inc.	630	-	630	2,552	334	-	-	30 days
AP Renewables, Inc.	-	-	-	26,393	-	-	-	30 days
Balamban Enerzone Corp.	-	-	-	969	267	-	-	30 days
Cebu Private Power Corporation	-	-	-	18,000	-	-	-	30 days
Cotabato Light and Power Company	-	-	-	5,972	1,335	-	-	30 days
Davao Light and Power Co., Inc.	-	-	-	22,799	5,340	-	-	30 days
East Asia Utilities Corp.	68	-	68	2,541	-	-	-	30 days
Hedcor Bukidnon, Inc.	-	-	-	4,979	-	-	-	30 days
Hedcor Sabangan, Inc.	-	-	-	1,095	-	-	-	30 days
Hedcor Sibulan, Inc.	-	-	-	6,377	-	-	-	30 days
Hedcor Tudaya, Inc.	-	-	-	728	-	-	-	30 days
Hedcor, Inc.	-	-	-	17,788	-	-	-	30 days
Lima Enerzone Corporation	408	-	408	91,235	267	-	-	30 days
Luzon Hydro Corporation	-	-	-	2,990	-	-	-	30 days
Mactan Enerzone Corporation	10,949	-	10,949	1,191	267	-	-	30 days
Malvar Enerzone Corporation	-	-	-	703	-	-	-	30 days
Prism Energy, Inc.	-	-	-	691	186	-	-	30 days
San Carlos Sun Power, Inc.	-	-	-	1,160	-	-	-	30 days
Subic Enerzone Corporation	-	-	-	2,837	534	-	-	30 days
Therma Luzon, Inc.	2,461	-	2,461	24,638	-	-	-	30 days
Therma Marine, Inc.	367	-	367	16,949	-	-	-	30 days
Therma Mobile, Inc.	-	-	-	3,932	-	-	-	30 days
Therma Power Visayas, Inc.	-	-	-	2,956	-	-	-	30 days
Therma Visayas, Inc.	-	-	-	18,201	-	-	-	30 days
Therma Power, Inc.	-	-	-	1,743	-	-	-	30 days
Therma South, Inc.	5,724	-	5,724	3,535,685	-	-	-	30 days
Visayan Electric Co., Inc.	-	-	-	323,872	14,150	-	-	30 days
NON-TRADE								
AEV Properties, Inc. - Advances	-	25,648	25,648	-	-	-	25,648	short term
AEV International Pte. Ltd. - Loan Payable	-	41,309	41,309	-	-	334	41,309	short term
Aboitiz Equity Ventures, Inc. (Parent) - Dividend	-	700,000	700,000	-	-	-	700,000	short term
Aboitiz Equity Ventures, Inc. (Parent) - Advances	-	279,364	279,364	-	-	17,905	-	short term
Aboitiz Equity Ventures, Inc. (Parent) - Advances	-	301,547	301,547	-	-	7,965	-	short term
Total	P1,539,286	P1,347,868	P2,887,154	P 19,599,753	P 70,404	P 26,204	P 766,957	

Aboitiz Equity Ventures, Inc.
32nd Street, Bonifacio Global City
Taguig City, Metro Manila

Statement of Reconciliation of Retained Earnings Available for Dividend Declaration
For the year ended December 31, 2021
(Amounts in Philippine Currency and in Thousands)

Unappropriated Retained Earnings, beginning	22,170,948
Adjustments:	
Less: Unrealized income, net of tax	
Unrealized foreign exchange gains - net (except those attributable to Cash and Cash Equivalents)	-
Effects of adoption of new accounting standard	-
Adjustments directly made to retained earnings:	
Treasury Shares	647,672
<u>Unappropriated Retained Earnings, as adjusted to available for dividend distribution, beginning</u>	<u>21,523,276</u>
Net Income based on the face of audited financial statements	77,728,165
Less: Unrealized income, net of tax	
Unrealized foreign exchange gains - net (except those attributable to	-
<u>Net Income Realized</u>	<u>77,728,165</u>
Less: Adjustments directly made to retained earnings:	
Cash dividends paid	5,123,505
Appropriation of Retained Earnings during the period	-
Treasury Shares purchased	-
<u>Retained Earnings available for Dividend, as of year-end</u>	<u>94,127,936</u>

ABOITIZ EQUITY VENTURES, INC. AND SUBSIDIARIES

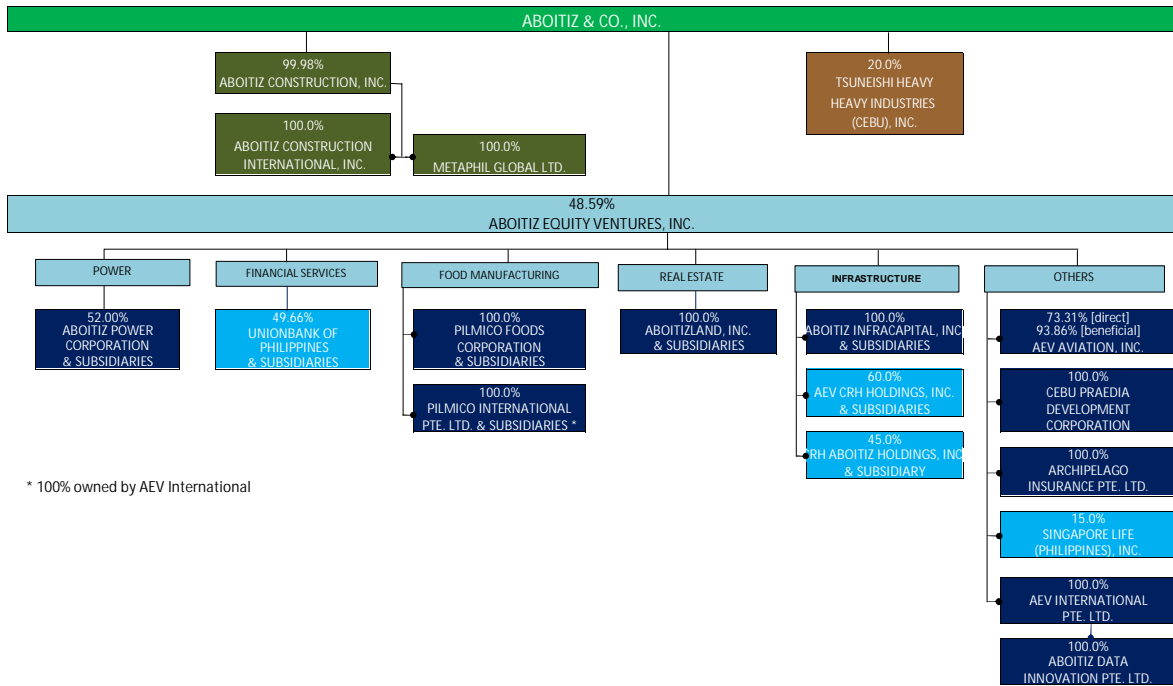
SCHEDULE OF RELEVANT FINANCIAL RATIOS

	FORMULA	DEC 2020	DEC 2021
LIQUIDITY RATIOS			
Current ratio	$\frac{\text{Current assets}}{\text{Current liabilities}}$	1.6	2.3
Acid test ratio	$\frac{\text{Cash + Marketable Securities} + \text{Accounts Receivable} + \text{Other Liquid Assets}}{\text{Current liabilities}}$	1.2	1.9
SOLVENCY RATIOS			
Debt to equity ratio	$\frac{\text{Total liabilities}}{\text{Total equity}}$	1.7	1.2
Asset to equity ratio	$\frac{\text{Total assets}}{\text{Total equity}}$	2.7	2.2
Net debt to equity ratio	$\frac{\text{Debt - cash \& cash equivalents}}{\text{Total equity}}$	1.2	0.6
Gearing ratio	$\frac{\text{Debt - cash \& cash equivalents}}{\text{Total equity} + (\text{Debt - cash \& cash equivalents})}$	53.6%	35.8%
Interest coverage ratio	$\frac{\text{EBIT}}{\text{Net interest expense}}$	2.7	3.3
PROFITABILITY RATIOS			
Operating Margin	$\frac{\text{Operating Profit}}{\text{Total revenues}}$	16.9%	14.8%
Return on Equity	$\frac{\text{Net income after tax}}{\text{Total equity (adjusted for cash dividend)}}$	9.0%	15.2%

ABOITIZ EQUITY VENTURES, INC. AND SUBSIDIARIES
CONGLOMERATE MAPPING
 As of December 31, 2021

Legend:

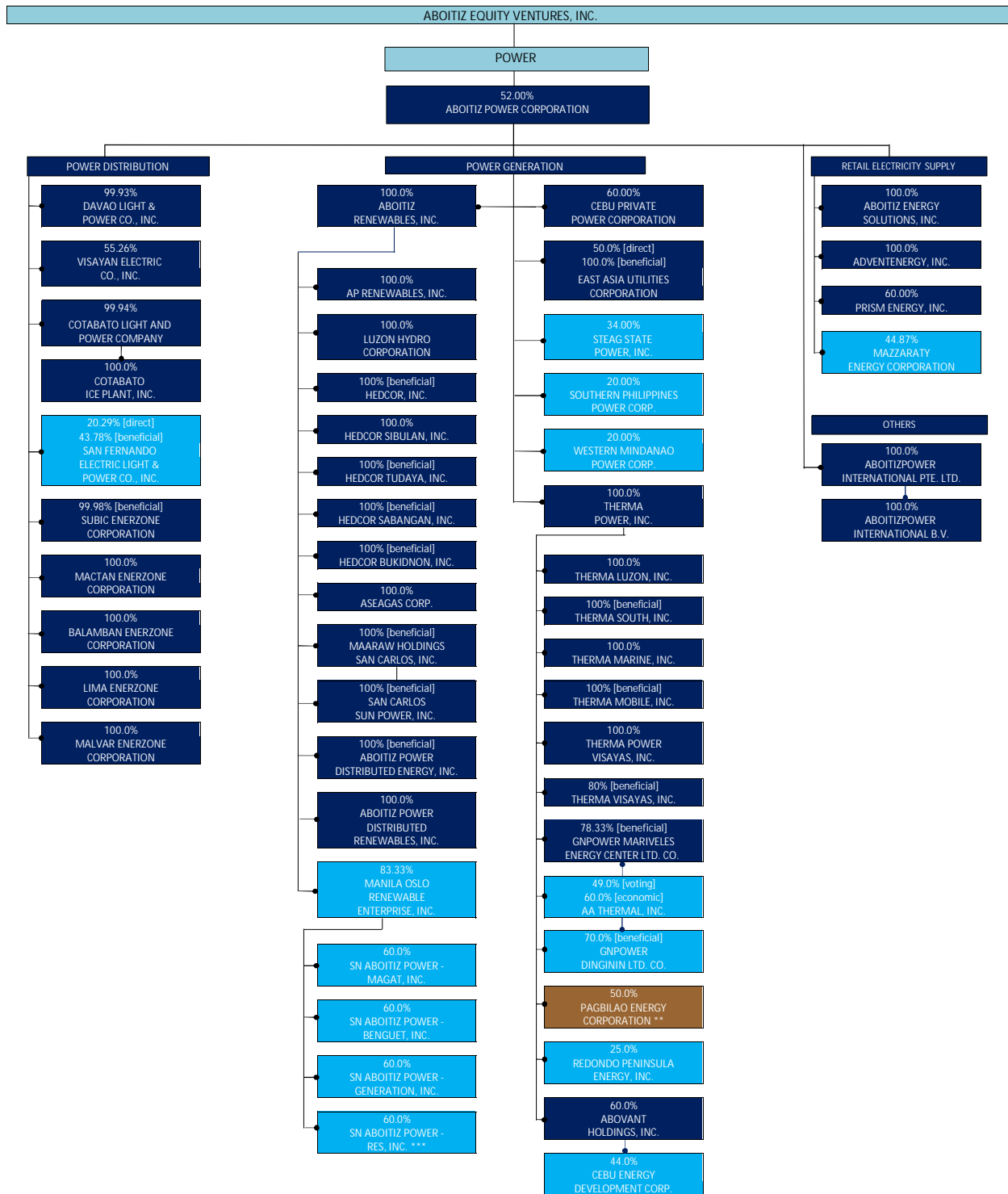
- Parent Company
- Reporting Company
- Co-Subsidiary
- Subsidiary
- Associate or Joint Venture
- Other Related Parties



* 100% owned by AEV International

ABOITIZ EQUITY VENTURES, INC. - POWER
 CONGLOMERATE MAPPING
 As of December 31, 2021

- Legend:
- Reporting Company
 - Subsidiary
 - Associate or Joint Venture
 - Other Related Parties



** Joint Operations
 *** Engages in retail electricity supply business

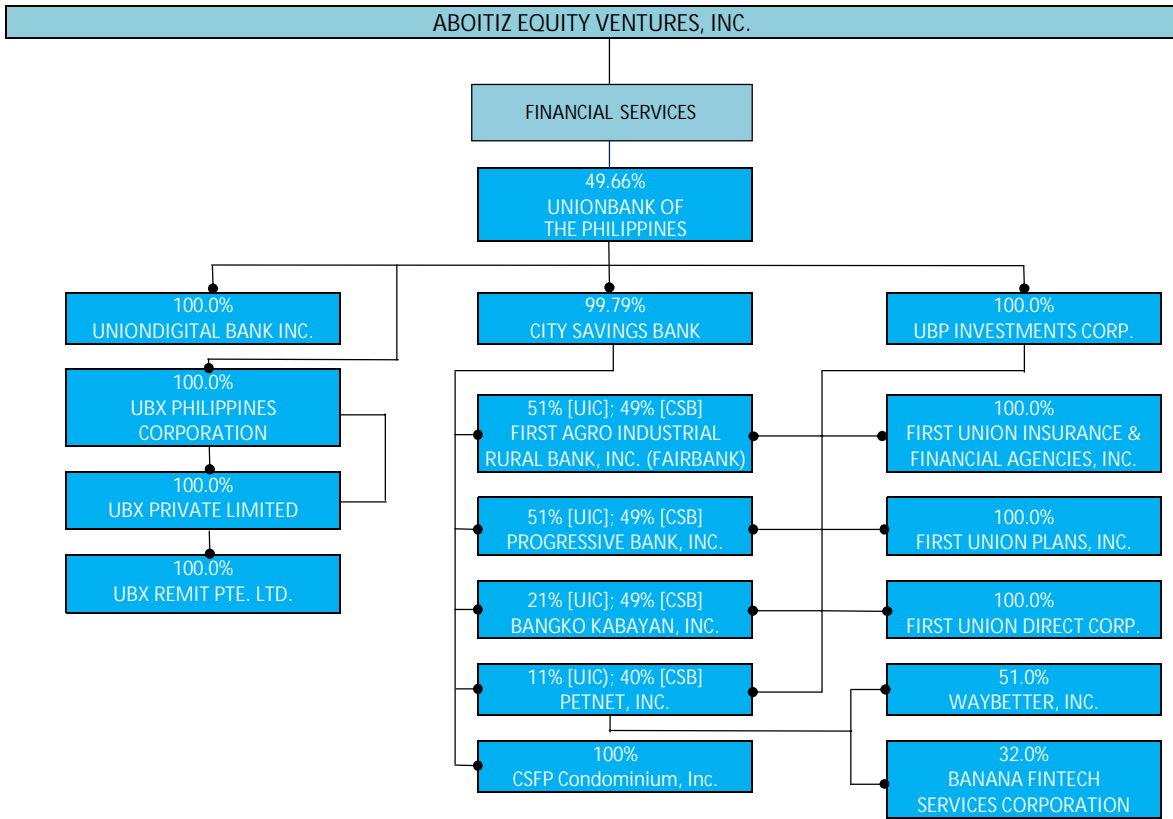
ABOITIZ EQUITY VENTURES, INC. - FINANCIAL SERVICES

CONGLOMERATE MAPPING

As of December 31, 2021

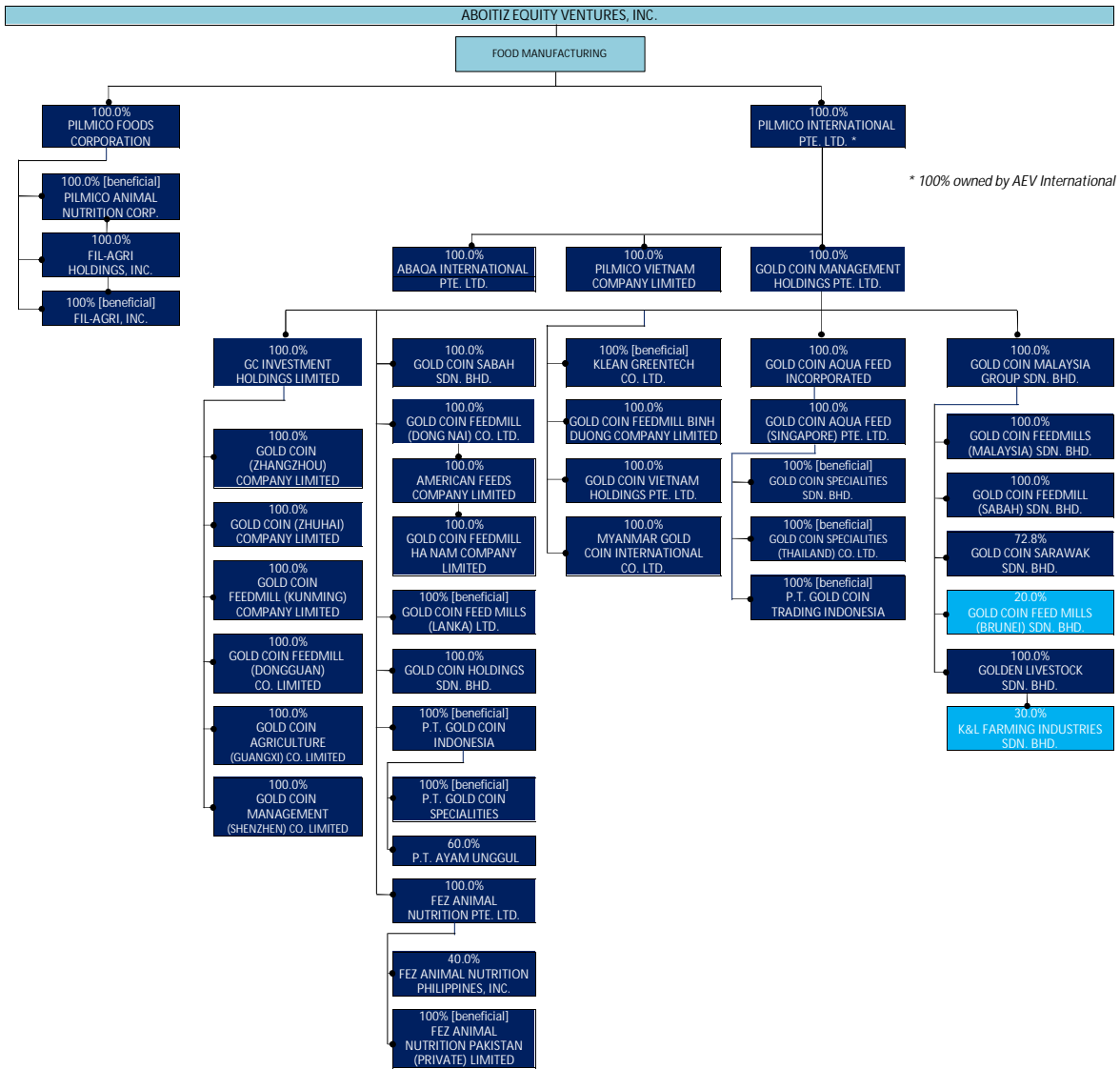
Legend:

- Reporting Company
- Subsidiary
- Associate or Joint Venture



ABOITIZ EQUITY VENTURES, INC. - FOOD MANUFACTURING
 CONGLOMERATE MAPPING
 As of December 31, 2021

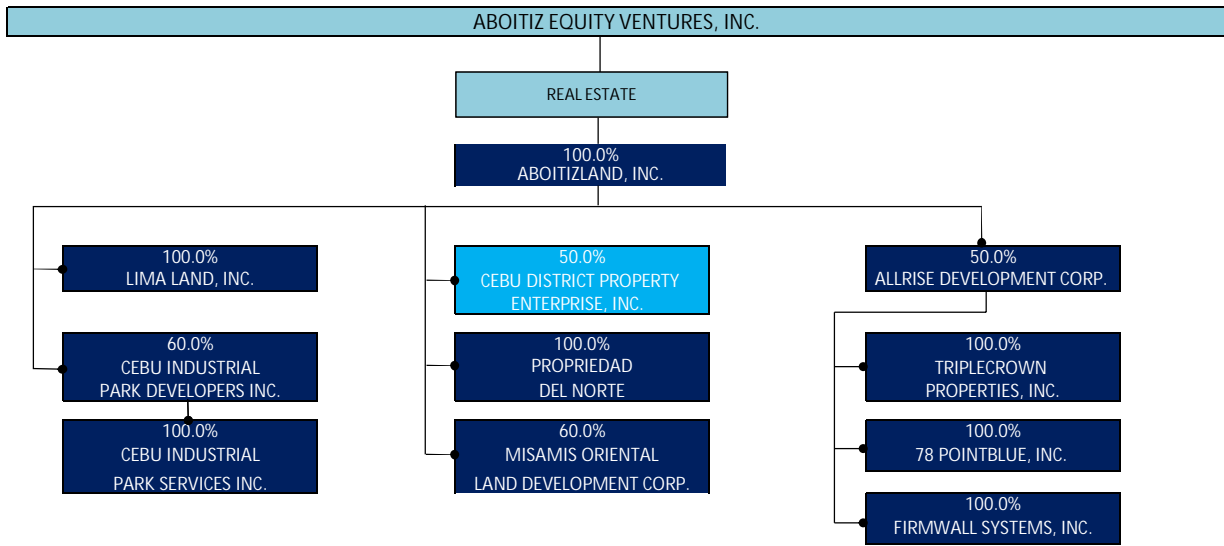
Legend:
 Reporting Company
 Subsidiary
 Associate or Joint Venture



ABOITIZ EQUITY VENTURES, INC. - REAL ESTATE
 CONGLOMERATE MAPPING
 As of December 31, 2021

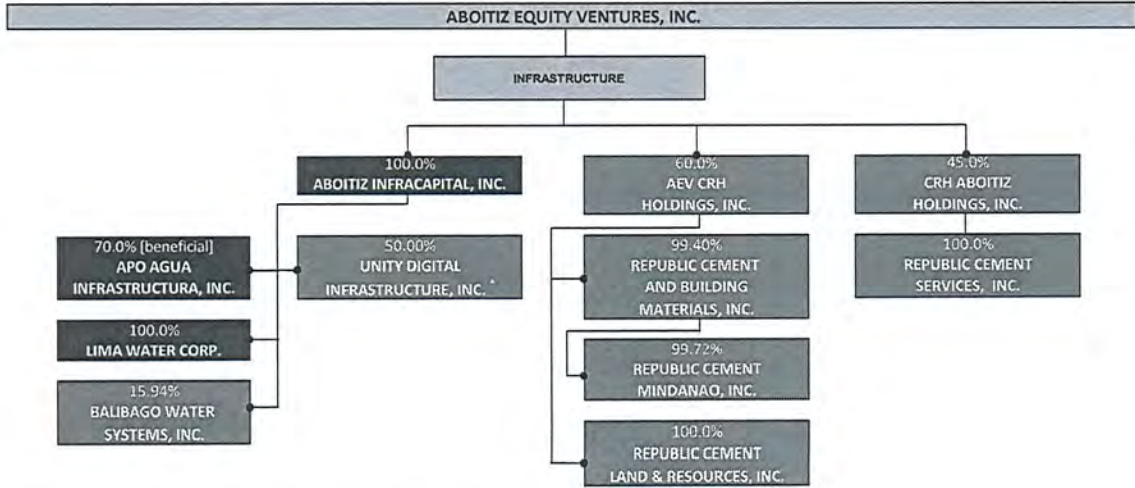
Legend:

- Reporting Company
- Subsidiary
- Associate or Joint Venture




ABOITIZ EQUITY VENTURES, INC. - INFRASTRUCTURE
CONGLOMERATE MAPPING
 As of December 31, 2021

Legend:
 Reporting Company
 Subsidiary
 Associate or Joint Venture



* Formerly, Aboitiz Airports Advisory Services Corporation



ANNEX E

Aboitiz Equity Ventures Inc.

#	ISSUING AGENCY	DOCUMENT NAME	Permit/License No.	Issuance Date	Validity Period	Expiration Date
1	Business Permits & Licensing	Business Permit (FLI)	42259	January 29, 2022	1 year	December 31, 2022
2	Business Permits & Licensing	Business Permit	LCN No. 20-012390	February 1, 2023	1 year	December 31, 2023
3	Environmental Health & Sanitation	Sanitary Permit	146930	January 29, 2022	1 year	December 31, 2022
4	Office of the City Health Officer	Sanitary Permit	A40102-13712	February 2, 2023	1 year	December 31, 2023
5	Bethel General Insurance and	Comprehensive	Policy No.54987	January 26, 2022	1 year	January 26, 2023
6	Municipal/City Treasurer	Community Tax	CCC2019 00130517	February 3, 2022	1 year	February 3, 2023
7	Municipal/City Treasurer	Community Tax	CCC2021 00183549	January 20, 2023	1 year	January 20, 2024

Aboitiz InfraCapital, Inc.

#	ISSUING AGENCY	DOCUMENT NAME	Permit/License No.	Issuance Date	Validity Period	Expiration Date
1	Securities and Exchange	Certificate of	-	13-Jan-15	-	NA
2	Bureau of Internal Revenue	Certificate of	-	13-Jan-15	-	NA
3	LGU - City of Cebu	Business Permit	-	17-Mar-22	-	2023

Apo Agua Infrastructurra, Inc.

#	ISSUING AGENCY	DOCUMENT NAME	Permit/License No.	Issuance Date	Validity Period	Expiration Date
1	Securities and Exchange	Certificate of		August 8, 2014		NA
2	Bureau of Internal Revenue	Certificate of		May 14, 2015		NA
3	LGU - City of Davao	Business Permit		May 3, 2023		December 31, 2023
4	City Environment and Natural	CENRO Certificate		February 15, 2022		December 31, 2022
5	Bureau of Customs	Certificate of		November 25, 2021		November 25, 2022
6	Department of Environmental and	Environmental		May 31, 2021		NA
7	Board of Investments	Certificate of		April 12, 2018		NA
8	National Water Resources Board	Transferred Water		November 5, 2018		NA
9	National Water Resources Board	Water Permit (Power		December 22, 2020		NA

Lima Water Corporation

#	ISSUING AGENCY	DOCUMENT NAME	Permit/License No.	Issuance Date	Validity Period	Expiration Date
1	Securities and Exchange	Certificate of		May 28, 1999		NA
2	Bureau of Internal Revenue	Certificate of		July 12, 1999		NA
3	Philippine Economic Zone	Certificate of		June 26, 2000		NA
4	Department of Environmental and	Environmental		December 20, 2018		NA
5	Department of Environmental and	Chemical Control Order		April 2, 2009		NA
6	Department of Environmental and	Hazardous Water		July 4, 2006		NA
7	Laguna Lake Development	Clearance for		May 12, 2016		NA

8	Laguna Lake Development Authority	Discharge Permit		July 26, 2022		July 29, 2023
9	National Water Resources Board	Water Permit (Deep		May 19, 1998		NA
10	National Water Resources Board	Water Permit (Deep		February 21, 2018		NA
11	National Water Resources Board	Water Permit (Deep		July 14, 1998		NA
12	National Water Resources Board	Water Permit (Deep		July 14, 1998		NA
13	National Water Resources Board	Water Permit (Deep		May 20, 2022		NA
14	National Water Resources Board	Conditional Water		April 25, 2018		April 25, 2019
15	National Water Resources Board	Water Permit (Deep		July 14, 1998		NA
16	National Water Resources Board	Water Permit (Deep		July 29, 1997		NA
17	National Water Resources Board	Water Permit (San Juan		March 8, 1999		NA

not yet operational; pending request for extension or conversion of existing conditional

Lima Land, Inc

#	ISSUING AGENCY	DOCUMENT NAME	Permit/License No.	Issuance Date	Validity Period	Expiration Date
1	Securities and Exchange	Certificate of		October 12, 1995		
2	Bureau of Internal Revenue	Certificate of		January 1, 1997		
3		Certificate of	Philippine Economic	February 6, 1998		
4	Anti-Money Laundering Council	Certificate of	Anti-Money	January 6, 2023		NA

Cebu Industrial Park Developers, Inc.

#	ISSUING AGENCY	DOCUMENT NAME	Permit/License No.	Issuance Date	Validity Period	Expiration Date
1	Securities and Exchange	Certificate of		January 16, 1992		NA
2	Bureau of Internal Revenue	Certificate of		January 16, 1992		NA
3	Philippine Economic Zone	Certificate of		June 25, 1998		NA
4	Anti-Money Laundering Council	Provisional Certificate		March 15, 2021	Six months	
5	LGU - Municipality of Balamban	Business Permit		January 26, 2023		December 31, 2023
6	National Water Resources Board	Water Permit (Deep		January 30, 2018		NA
7	National Water Resources Board	Water Permit (Deep		January 30, 2018		NA
8	National Water Resources Board	Water Permit (Deep		January 30, 2018		NA
9	Department of Environmental and	Wastewater Discharge		February 15, 2022		February 15, 2023
10	Department of Environmental and Natural Resources	Environmental Compliance Certificate (Amendment)		December 02, 2009		NA
11	Department of Environmental and Natural Resources	Hazardous Waste Generator Registration Certificate		June 28, 2019	NA	

*pending

Unionbank

#	ISSUING AGENCY	DOCUMENT NAME	Permit/License No.	Issuance Date	Validity Period	Expiration Date
1	Securities and Exchange	Certificate of	No. 36073	August 16, 1968	N/A	N/A
3	Securities and Exchange	Underwriter of	Certificate of	December 29, 2014	Renewed Annually	
4	Bangko Sentral ng Pilipinas	Certificate of Authority	N/A	July 15, 1992	N/A	N/A
5	Bangko Sentral ng Pilipinas	Type 2 Limited Dealer		October 8, 2009		
6	Bangko Sentral ng Pilipinas	Type 2 Limited Dealer		February 27, 2019		
7	Bangko Sentral ng Pilipinas	Type 3 Limited User for		February 27, 2019		

* On-going application and/or renewal of the permit/license.

UNITY DIGITAL INFRASTRUCTURE INC.

#	ISSUING AGENCY	DOCUMENT NAME	Permit/License No.	Issuance Date	Validity Period	Expiration Date
1	Securities and Exchange	Certificate of	CS201915620	13 September 2019		
2	Bureau of Internal Revenue	Certificate of		13-Dec-19		
3	Department of Information and	ITC Certificate of	2021-0005-A	16-Aug-21	5 years	24 February 2025
4	Board of Investments	Certificate of	2023-072	26-Apr-23		
5	Philippine Drug Enforcement	License to Handle	P5-IM-093080001-	24 May 2023		1 March 2024
6	Cebu City Office of the Mayor	Business Permit		17 March 2022	2022-2023	31 December 2023
7	City of Taguig	Business Permit		1 February 2023		31 December 2023
8	Bureau of Customs	Certificate of	IM0009041176		1 year	10 January 2024

#	ISSUING AGENCY	DOCUMENT NAME	Legal Entity	Facility Name	Permit/License No.	Issuance Date	Validity Period	Expiration Date
1	ERC	ERC Certificate of Compliance (COC) / Provisional Authority to Operate (PAO)	Hedcor, Inc.	Irisan 1	17-04-M-00032L	April 30, 2012 - reckoning of COC expiration and FIT eligibility	5 years	April 29, 2022
			Hedcor, Inc.	Irisan 3	18-12-M-00330L	November 05, 2018	5 years	November 04, 2023
			Hedcor, Inc.	Sal-angan	18-12-M-00336L	November 05, 2018	5 years	November 04, 2023
			Hedcor, Inc.	Bineng 3	18-12-M-00334L	November 05, 2018	5 years	November 04, 2023
			Hedcor, Inc.	Ampohaw	18-12-M-00329L	November 05, 2018	5 years	November 04, 2023
			Hedcor, Inc.	La Trinidad Hydro	-	October 06, 2022	1 year	October 05, 2023
			Hedcor, Inc.	FLS	18-12-M-00327L	November 05, 2018	5 years	November 04, 2023
			Hedcor, Inc.	Lower Labay	18-12-M-00335L	November 05, 2018	5 years	November 04, 2023
			Hedcor, Inc.	Lon-oy	18-12-M-00328L	November 05, 2018	5 years	November 04, 2023
			Hedcor, Inc.	Talomo 1	20-08-M-00061M	February 16, 2020	5 years	February 15, 2025
			Hedcor, Inc.	Talomo 2	20-08-M-00062M	February 16, 2020	5 years	February 15, 2025
			Hedcor, Inc.	Talomo 2A	20-08-M-00063M	February 16, 2020	5 years	February 15, 2025
			Hedcor, Inc.	Talomo 2B	20-08-M-00064M	February 16, 2020	5 years	February 15, 2025
			Hedcor, Inc.	Talomo 3	20-08-M-00065M	February 16, 2020	5 years	February 15, 2025
			Luzon Hydro Corp.	Bakun AC	18-06-M-00017L	July 30, 2018	5 years	July 29, 2023
			Hedcor Sabangan, Inc.	Sabangan	-	September 29, 2021 - reckoning	1 year	September 28, 2022
			Hedcor Sibulan, Inc.	Sibulan A	-	February 09, 2022	1 year	February 08, 2023
			Hedcor Sibulan, Inc.	Sibulan B	-	November 24, 2021	1 year	November 23, 2023
			Hedcor Sibulan, Inc.	Tudaya 1	19-03-M-00346M	March 10, 2019	5 years	March 09, 2024
			Hedcor Tudaya, Inc.	Tudaya 2	19-03-M-00013M	April 11, 2019	5 years	April 10, 2024
Hedcor Bukidnon, Inc.	Manolo Fortich 1	19-06-M-00174M	June 18, 2019	5 years	June 17, 2024			
Hedcor Bukidnon, Inc.	Manolo Fortich 2	19-06-M-00175M	June 18, 2019	5 years	June 17, 2024			
2	ERC	ERC Self Generating Facility Certificate of Compliance (SGF-COC)	Hedcor, Inc.	Irisan 1	N/A	N/A	N/A	N/A
			Hedcor, Inc.	Irisan 3	N/A	N/A	N/A	N/A
			Hedcor, Inc.	Sal-angan	N/A	N/A	N/A	N/A
			Hedcor, Inc.	Bineng 3	N/A	N/A	N/A	N/A
			Hedcor, Inc.	Ampohaw	N/A	N/A	N/A	N/A
			Hedcor, Inc.	La Trinidad Hydro	N/A	N/A	N/A	N/A
			Hedcor, Inc.	FLS	N/A	N/A	N/A	N/A
			Hedcor, Inc.	Lower Labay	N/A	N/A	N/A	N/A
			Hedcor, Inc.	Lon-oy	N/A	N/A	N/A	N/A
			Hedcor, Inc.	Talomo 1	N/A	N/A	N/A	N/A
			Hedcor, Inc.	Talomo 2	N/A	N/A	N/A	N/A
			Hedcor, Inc.	Talomo 2A	N/A	N/A	N/A	N/A
			Hedcor, Inc.	Talomo 2B	N/A	N/A	N/A	N/A
			Hedcor, Inc.	Talomo 3	N/A	N/A	N/A	N/A
			Luzon Hydro Corp.	Bakun AC	N/A	N/A	N/A	N/A
			Hedcor Sabangan, Inc.	Sabangan	N/A	N/A	N/A	N/A
			Hedcor Sibulan, Inc.	Sibulan A	18-09-S-19483M	Sep 24, 2018	N/A	Sep 23, 2023
			Hedcor Sibulan, Inc.	Sibulan B	ERC's ongoing	N/A	N/A	N/A
			Hedcor Sibulan, Inc.	Tudaya 1	N/A	N/A	N/A	N/A
			Hedcor Tudaya, Inc.	Tudaya 2	N/A	N/A	N/A	N/A
Hedcor Bukidnon, Inc.	Manolo Fortich 1	N/A	Application for COC renewal filed within prescribed timeline, ongoing evaluation by ERC (already paid)	N/A	N/A			

3	ERC	Point to Point Application	Hedcor Bukidnon, Inc.	Manolo Fortich 2	N/A	Application for COC renewal filed	N/A	N/A
			Hedcor, Inc.	Irisan 1	2022-013 MC	Ongoing		
			Hedcor, Inc.	Irisan 3	as of 14 Jul: Not	as of 14 Jul: Not Applicable		
			Hedcor, Inc.	Sal-angan	as of 14 Jul: Not	as of 14 Jul: Not Applicable		
			Hedcor, Inc.	Bineng 3	as of 14 Jul: Not	as of 14 Jul: Not Applicable		
			Hedcor, Inc.	Ampohaw	as of 14 Jul: Not	as of 14 Jul: Not Applicable		
			Hedcor, Inc.	La Trinidad Hydro	as of 14 Jul: Not	as of 14 Jul: Not Applicable		
			Hedcor, Inc.	FLS	as of 14 Jul: Not	as of 14 Jul: Not Applicable		
			Hedcor, Inc.	Lower Labay	as of 14 Jul: Not	as of 14 Jul: Not Applicable		
			Hedcor, Inc.	Lon-oy	as of 14 Jul: Not	as of 14 Jul: Not Applicable		
			Hedcor, Inc.	Talomo 1	Not yet started			
			Hedcor, Inc.	Talomo 2	Not yet started			
			Hedcor, Inc.	Talomo 2A	Not yet started			
			Hedcor, Inc.	Talomo 2B	Not yet started			
			Hedcor, Inc.	Talomo 3	Not yet started			
			Luzon Hydro Corp.	Bakun AC	Not yet started	Ongoing clarification (letter sent)		
			Hedcor Sabangan, Inc.	Sabangan				
			Hedcor Sibulan, Inc.	Sibulan A	2021-034 MC	with Decision		
			Hedcor Sibulan, Inc.	Sibulan B	2021-035 MC	with Decision		
			Hedcor Sibulan, Inc.	Tudaya 1	2021-036 MC	with Decision		
Hedcor Tudaya, Inc.	Tudaya 2							
Hedcor Bukidnon, Inc.	Manolo Fortich 1	2015-043 MC	with Decision					
Hedcor Bukidnon, Inc.	Manolo Fortich 2	2015-043 MC	with Decision					
4	DOE	Mini Hydroelectric Power Development Operating Contract (MHPDOC)	Hedcor, Inc.	Irisan 1	N/A	N/A	N/A	N/A
			Hedcor, Inc.	Irisan 3	MHPDOC No. 10	February 26, 1993	25 years + 25 renewable	February 26, 2043
			Hedcor, Inc.	Sal-angan	MHPDOC No. 11	February 26, 1993	25 years + 25 renewable	February 26, 2043
			Hedcor, Inc.	Bineng 3	MHPDOC No. 9	February 26, 1993	25 years + 25 renewable	February 26, 2043
			Hedcor, Inc.	Ampohaw	MHPDOC No. 5	February 26, 1993	25 years + 25 renewable	February 26, 2043
			Hedcor, Inc.	La Trinidad Hydro	N/A	N/A	N/A	N/A
			Hedcor, Inc.	FLS	MHPDOC No. 2	December 07, 1992	25 years + 25 renewable	December 07, 2017
			Hedcor, Inc.	Lower Labay	MHPDOC No. 13	February 26, 1993	25 years + 25 renewable	February 26, 2043
			Hedcor, Inc.	Lon-oy	MHPDOC No. 1	December 07, 1992	25 years + 25 renewable	December 07, 2041
			Hedcor, Inc.	Talomo 1	MHPDOC No. 12	February 26, 1993	25 years + 25 renewable	February 26, 2043
			Hedcor, Inc.	Talomo 2	MHPDOC No. 2005-	September 28, 2005	25 years + 25 renewable	February 26, 2018
			Hedcor, Inc.	Talomo 2A	MHPDOC No. 2005-	September 28, 2005	25 years + 25 renewable	September 28, 2030
			Hedcor, Inc.	Talomo 2B	MHPDOC No. 2005-	September 28, 2005	25 years + 25 renewable	September 28, 2030
			Hedcor, Inc.	Talomo 3	MHPDOC No. 2005-	September 28, 2005	25 years + 25 renewable	September 28, 2030
			Luzon Hydro Corp.	Bakun AC	N/A	N/A	N/A	N/A
			Hedcor Sabangan, Inc.	Sabangan	N/A	N/A	N/A	N/A
			Hedcor Sibulan, Inc.	Sibulan A	N/A	N/A	N/A	N/A
			Hedcor Sibulan, Inc.	Sibulan B	N/A	N/A	N/A	N/A
			Hedcor Sibulan, Inc.	Tudaya 1	N/A	N/A	N/A	N/A
			Hedcor Tudaya, Inc.	Tudaya 2	N/A	N/A	N/A	N/A
Hedcor Bukidnon, Inc.	Manolo Fortich 1	N/A	N/A	N/A	N/A			
Hedcor Bukidnon, Inc.	Manolo Fortich 2	N/A	N/A	N/A	N/A			
			Hedcor, Inc.	Irisan 1	2012-09-224	October 12, 2012	25 years	October 12, 2037

5	DOE	Renewable Energy Service Contract (RESC) - Hydro Operating Contract	Hedcor, Inc.	Irisan 3	2016-02-602	June 03, 2016	25 years	June 03, 2041
			Hedcor, Inc.	Sal-angan	2016-02-603	May 27, 2016	25 years	May 27, 2041
			Hedcor, Inc.	Bineng 3	2016-02-601	May 27, 2016	25 years	May 27, 2041
			Hedcor, Inc.	Ampohaw	2016-02-600	May 27, 2016	25 years	May 27, 2041
			Hedcor, Inc.	La Trinidad Hydro	2015-05-568	May 14, 2015	25 years	May 13, 2040
			Hedcor, Inc.	FLS	2016-02-599	May 27, 2016	25 years	May 27, 2041
			Hedcor, Inc.	Lower Labay	2016-02-204	May 27, 2016	25 years	May 27, 2041
			Hedcor, Inc.	Lon-oy	2016-02-598	May 27, 2016	25 years	May 27, 2041
			Hedcor, Inc.	Talomo 1	2016-07-633	October 28, 2016	25 years	October 28, 2041
			Hedcor, Inc.	Talomo 2	2016-04-622	May 26, 2017	Effective May 26, 2017 but	February 13, 2046
			Hedcor, Inc.	Talomo 2A	2016-04-623	May 26, 2017	Effective May 26, 2017 but	February 13, 2046
			Hedcor, Inc.	Talomo 2B	2016-04-624	May 26, 2017	Effective May 26, 2017 but	February 13, 2046
			Hedcor, Inc.	Talomo 3	2016-04-625	May 26, 2017	Effective May 26, 2017 but	February 13, 2046
			Luzon Hydro Corp.	Bakun AC	2009-10-058	June 08, 2010	As long as Power Purchase	Expiration of PPA 2025
			Hedcor Sabangan, Inc.	Sabangan	2012-04-201	May 24, 2012	25 years + 25 renewable	May 24, 2037
			Hedcor Sibulan, Inc.	Sibulan A	2016-04-627	June 24, 2016	25 years + 25 renewable	June 24, 2041
			Hedcor Sibulan, Inc.	Sibulan B	2016-04-628	June 24, 2016	25 years + 25 renewable	June 24, 2041
			Hedcor Sibulan, Inc.	Tudaya 1	2012-08-219	September 19, 2012	25 years + 25 renewable	September 19, 2037
			Hedcor Tudaya, Inc.	Tudaya 2	2012-04-204	May 24, 2012	25 years + 25 renewable	May 24, 2037
			Hedcor Bukidnon, Inc.	Manolo Fortich 1	2013-11-326	December 02, 2013	25 years + 25 renewable	December 02, 2038
Hedcor Bukidnon, Inc.	Manolo Fortich 2	2013-11-327	December 02, 2013	25 years + 25 renewable	December 02, 2038			
6	DOE	Certificate Of Registration (COR)	Hedcor, Inc.	Irisan 1	HOC#2012-09-224	October 12, 2012		
			Hedcor, Inc.	Irisan 3	HOC#2016-02-602	May 27, 2016		
			Hedcor, Inc.	Sal-angan	HOC#2016-02-603	May 27, 2016		
			Hedcor, Inc.	Bineng 3	HOC#2016-02-601	May 27, 2016		
			Hedcor, Inc.	Ampohaw	HOC#2016-02-600	May 27, 2016		
			Hedcor, Inc.	La Trinidad Hydro	HSC#2015-05-568	January 28, 2020		
			Hedcor, Inc.	FLS	HOC#2016-02-599	May 27, 2016		
			Hedcor, Inc.	Lower Labay	HOC#2016-02-604	May 27, 2016		
			Hedcor, Inc.	Lon-oy	HOC#2016-02-598	May 27, 2016		
			Hedcor, Inc.	Talomo 1	HOC#2016-06-633	October 28, 2016		
			Hedcor, Inc.	Talomo 2	HOC#2016-04-622	May 27, 2016		
			Hedcor, Inc.	Talomo 2A	HOC#2016-04-623	May 27, 2016		
			Hedcor, Inc.	Talomo 2B	HOC#2016-04-624	May 27, 2016		
			Hedcor, Inc.	Talomo 3	HOC#2016-04-625	May 27, 2016		
			Luzon Hydro Corp.	Bakun AC	HSC#2009-10-058	October 23, 2009		
			Hedcor Sabangan, Inc.	Sabangan	HSC#2012-04-201	May 24, 2012		
			Hedcor Sibulan, Inc.	Sibulan A	HOC#2016-04-627	June 24, 2016		
			Hedcor Sibulan, Inc.	Sibulan B	HOC#2016-04-628	June 24, 2016		
			Hedcor Sibulan, Inc.	Tudaya 1	HSC#2012-08-219	September 19, 2012		
			Hedcor Tudaya, Inc.	Tudaya 2	HSC#2012-04-204	May 24, 2012		
Hedcor Bukidnon, Inc.	Manolo Fortich 1	HSC#2013-11-326	December 02, 2013					
Hedcor Bukidnon, Inc.	Manolo Fortich 2	HSC#2013-11-327	December 02, 2013					
			Hedcor, Inc.	Irisan 1		July 07, 2011		
			Hedcor, Inc.	Irisan 3		November 09, 2010		
			Hedcor, Inc.	Sal-angan		November 09, 2010		
			Hedcor, Inc.	Bineng 3		November 09, 2010		
			Hedcor, Inc.	Ampohaw		November 09, 2010		
			Hedcor, Inc.	La Trinidad Hydro		November 09, 2010		
			Hedcor, Inc.	FLS		November 09, 2010		

7	DOE	DOE - Memorandum of Agreement on ER 1- 94	Hedcor, Inc.	Lower Labay		November 09, 2010		
			Hedcor, Inc.	Lon-oy		November 09, 2010		
			Hedcor, Inc.	Talomo 1		March 15, 2011		
			Hedcor, Inc.	Talomo 2		March 15, 2011		
			Hedcor, Inc.	Talomo 2A		March 15, 2011		
			Hedcor, Inc.	Talomo 2B		March 15, 2011		
			Hedcor, Inc.	Talomo 3		March 15, 2011		
			Luzon Hydro Corp.	Bakun AC		April 18, 2001		
			Hedcor Sabangan, Inc.	Sabangan		October 15, 2012		
			Hedcor Sibulan, Inc.	Sibulan A		July 14, 2008		
			Hedcor Sibulan, Inc.	Sibulan B		July 14, 2008		
			Hedcor Sibulan, Inc.	Tudaya 1		June 13, 2013		
			Hedcor Tudaya, Inc.	Tudaya 2		October 15, 2012		
			Hedcor Bukidnon, Inc.	Manolo Fortich 1				
Hedcor Bukidnon, Inc.	Manolo Fortich 2							
8	DOE	Certificate of Declaration of Commerciality (COCO)	Hedcor, Inc.	Irisan 1		January 31, 2014		
			Hedcor, Inc.	Irisan 3		N/A		
			Hedcor, Inc.	Sal-angan		N/A		
			Hedcor, Inc.	Bineng 3		N/A		
			Hedcor, Inc.	Ampohaw		N/A		
			Hedcor, Inc.	La Trinidad Hydro		January 22, 2018		
			Hedcor, Inc.	FLS		N/A		
			Hedcor, Inc.	Lower Labay		N/A		
			Hedcor, Inc.	Lon-oy		N/A		
			Hedcor, Inc.	Talomo 1		N/A		
			Hedcor, Inc.	Talomo 2		N/A		
			Hedcor, Inc.	Talomo 2A		N/A		
			Hedcor, Inc.	Talomo 2B		N/A		
			Hedcor, Inc.	Talomo 3		N/A		
			Luzon Hydro Corp.	Bakun AC		N/A		
			Hedcor Sabangan, Inc.	Sabangan		August 20, 2013		
			Hedcor Sibulan, Inc.	Sibulan A		N/A		
			Hedcor Sibulan, Inc.	Sibulan B		N/A		
			Hedcor Sibulan, Inc.	Tudaya 1		April 12, 2013		
Hedcor Tudaya, Inc.	Tudaya 2		June 26, 2013					
Hedcor Bukidnon, Inc.	Manolo Fortich 1		October 10, 2014					
Hedcor Bukidnon, Inc.	Manolo Fortich 2		October 10, 2014					
9	DOE	Certificate of Endorsement FIT (COE FIT)	Hedcor, Inc.	Irisan 1	H2014-06-002	June 16, 2014		
			Hedcor, Inc.	Irisan 3	N/A			
			Hedcor, Inc.	Sal-angan	N/A			
			Hedcor, Inc.	Bineng 3	N/A			
			Hedcor, Inc.	Ampohaw	N/A			
			Hedcor, Inc.	La Trinidad Hydro	H2019-11-013	January 28, 2020		
			Hedcor, Inc.	FLS	N/A			
			Hedcor, Inc.	Lower Labay	N/A			
			Hedcor, Inc.	Lon-oy	N/A			
			Hedcor, Inc.	Talomo 1	N/A			
Hedcor, Inc.	Talomo 2	N/A						

		(COE PDP)	Hedcor, Inc.	Talomo 2A	N/A			
			Hedcor, Inc.	Talomo 2B	N/A			
			Hedcor, Inc.	Talomo 3	N/A			
			Luzon Hydro Corp.	Bakun AC	N/A			
			Hedcor Sabangan, Inc.	Sabangan	H2015-06-004	July 21, 2015		
			Hedcor Sibulan, Inc.	Sibulan A	N/A			
			Hedcor Sibulan, Inc.	Sibulan B	N/A			
			Hedcor Sibulan, Inc.	Tudaya 1	N/A			
			Hedcor Tudaya, Inc.	Tudaya 2	H2014-06-001	June 16, 2014		
			Hedcor Bukidnon, Inc.	Manolo Fortich 1	H2018-09-008	December 28, 2018		
			Hedcor Bukidnon, Inc.	Manolo Fortich 2	H2019-01-011	September 11, 2019		
10	DOE	Certificate of Endorsement PDP (COE PDP)	Hedcor, Inc.	Irisan 1	DOE-EPIMB-ERC No. 2021-12-271	5.00	December 14, 2021	December 13, 2026
			Hedcor, Inc.	Irisan 3	Will apply for this	N/A	5 Years	2028
			Hedcor, Inc.	Sal-angan	Will apply for this	N/A	5 Years	2028
			Hedcor, Inc.	Bineng 3	Will apply for this	N/A	5 Years	2028
			Hedcor, Inc.	Ampohaw	Will apply for this	N/A	5 Years	2028
			Hedcor, Inc.	La Trinidad Hydro	COE-RE 2018-08-001	Not Indicated	August 31, 2018	Not Indicated
			Hedcor, Inc.	FLS	Will apply for this	N/A	5 Years	2028
			Hedcor, Inc.	Lower Labay	Will apply for this	N/A	5 Years	2028
			Hedcor, Inc.	Lon-oy	Will apply for this	N/A	5 Years	2028
			Hedcor, Inc.	Talomo 1	COE-RE 2020-02-009	5 Years	March 18, 2020	March 17, 2025
			Hedcor, Inc.	Talomo 2	COE-RE 2020-02-010	5 Years	March 18, 2020	March 17, 2025
			Hedcor, Inc.	Talomo 2A	COE-RE 2020-02-011	5 Years	March 18, 2020	March 17, 2025
			Hedcor, Inc.	Talomo 2B	COE-RE 2020-02-012	5 Years	March 18, 2020	March 17, 2025
			Hedcor, Inc.	Talomo 3	COE-RE 2020-02-013	5 Years	March 18, 2020	March 17, 2025
			Luzon Hydro Corp.	Bakun AC	Will be applying via	N/A	N/A	N/A
			Hedcor Sabangan, Inc.	Sabangan	DOE-EPIMB-ERC	5	November 29, 2021	November 28, 2026
			Hedcor Sibulan, Inc.	Sibulan A	DOE-EPIMB-ERC No.	5	December 21, 2021	December 20, 2026
			Hedcor Sibulan, Inc.	Sibulan B	DOE-EPIMB-ERC No.	5	December 21, 2021	December 20, 2026
			Hedcor Sibulan, Inc.	Tudaya 1	DOE-EPIMB-ERC No.	5	December 21, 2021	December 20, 2026
			Hedcor Tudaya, Inc.	Tudaya 2	2012-10-003	no validity indicated	February 28, 2013	no expiry indicated
			Hedcor Bukidnon, Inc.	Manolo Fortich 1	43.4	For Amendment	No Date indicated	For Amendment
			Hedcor Bukidnon, Inc.	Manolo Fortich 2	25.4	For Amendment	No Date indicated	For Amendment
13	BOI	Certificate Of Registration (COR)	Hedcor, Inc.	Irisan 1	2013-051	February 20, 2013		
			Hedcor, Inc.	Irisan 3	2017-251	September 07, 2017		
			Hedcor, Inc.	Sal-angan	2017-258	September 07, 2017		
			Hedcor, Inc.	Bineng 3	2017-256	September 07, 2017		
			Hedcor, Inc.	Ampohaw	2017-254	September 07, 2017		
			Hedcor, Inc.	La Trinidad Hydro	BOI COR 2018-019	January 19, 2018		
			Hedcor, Inc.	FLS	2018-001	January 3, 2018		
			Hedcor, Inc.	Lower Labay	2017-259	September 07, 2017		
			Hedcor, Inc.	Lon-oy	2017-260	September 07, 2017		
			Hedcor, Inc.	Talomo 1	2018-002	January 3, 2018		
			Hedcor, Inc.	Talomo 2	2017-257	September 07, 2017		
			Hedcor, Inc.	Talomo 2A	2017-253	September 07, 2017		
			Hedcor, Inc.	Talomo 2B	2017-252	September 07, 2017		
			Hedcor, Inc.	Talomo 3	2017-255	September 07, 2017		
			Luzon Hydro Corp.	Bakun AC	96-262	January 15, 1997		
			Hedcor Sabangan, Inc.	Sabangan	2013-210	October 23, 2013		
			Hedcor Sibulan, Inc.	Sibulan A	2005-219	December 27, 2005		

			Hedcor Sibulan, Inc.	Sibulan B	2005-219	December 27, 2005		
			Hedcor Sibulan, Inc.	Tudaya 1	2013-093	April 23, 2013		
			Hedcor Tudaya, Inc.	Tudaya 2	2013-033	January 31, 2013		
			Hedcor Bukidnon, Inc.	Manolo Fortich 1	2015-041	February 20, 2015		
			Hedcor Bukidnon, Inc.	Manolo Fortich 2	2015-042	February 20, 2015		
15	BOI	Certificate Of Registration (COR)	Hedcor, Inc.	Irisan 1		Ongoing Derogation Request with ERC		
			Hedcor, Inc.	Irisan 3		Ongoing Derogation Request with		
			Hedcor, Inc.	Sal-angan		Ongoing Derogation Request with		
			Hedcor, Inc.	Bineng 3		Ongoing Derogation Request with		
			Hedcor, Inc.	Ampohaw		Ongoing Derogation Request with		
			Hedcor, Inc.	La Trinidad Hydro		February 07, 2022		
			Hedcor, Inc.	FLS		Ongoing Derogation Request with		
			Hedcor, Inc.	Lower Labay		Ongoing Derogation Request with		
			Hedcor, Inc.	Lon-oy		Ongoing Derogation Request with		
			Hedcor, Inc.	Talomo 1		Ongoing Derogation Request with		
			Hedcor, Inc.	Talomo 2		Ongoing Derogation Request with		
			Hedcor, Inc.	Talomo 2A		Ongoing Derogation Request with		
			Hedcor, Inc.	Talomo 2B		Ongoing Derogation Request with		
			Hedcor, Inc.	Talomo 3		Ongoing Derogation Request with		
			Luzon Hydro Corp.	Bakun AC		Ongoing Derogation Request with		
			Hedcor Sabangan, Inc.	Sabangan		Ongoing Derogation Request with		
			Hedcor Sibulan, Inc.	Sibulan A		October 7, 2020		
			Hedcor Sibulan, Inc.	Sibulan B		October 7, 2020		
			Hedcor Sibulan, Inc.	Tudaya 1		October 8, 2020		
			Hedcor Sibulan, Inc.	Tudaya 2				
Hedcor Bukidnon, Inc.	Manolo Fortich 1		November 12, 2018					
Hedcor Bukidnon, Inc.	Manolo Fortich 2		November 23, 2018					
17	NGCP	NGCP - Transmission Service Agreement (TSA)	Hedcor, Inc.	Irisan 1		February 26, 2012	10 years	February 25, 2022
			Hedcor, Inc.	Irisan 3		February 26, 2012	10 years	February 25, 2022
			Hedcor, Inc.	Sal-angan		October 01, 2012	10 years	October 01, 2022
			Hedcor, Inc.	Bineng 3		January 26, 2015	10 years	January 25, 2025
			Hedcor, Inc.	Ampohaw		January 26, 2015	10 years	January 25, 2025
			Hedcor, Inc.	La Trinidad Hydro		May 26, 2019	10 years	May 25, 2029
			Hedcor, Inc.	FLS		January 26, 2015	10 years	January 25, 2025
			Hedcor, Inc.	Lower Labay		January 26, 2015	10 years	January 25, 2025
			Hedcor, Inc.	Lon-oy		January 26, 2015	10 years	January 25, 2025
			Hedcor, Inc.	Talomo 1		10 years	continuous unless	
			Hedcor, Inc.	Talomo 2		10 years	continuous unless	
			Hedcor, Inc.	Talomo 2A		10 years	continuous unless	
			Hedcor, Inc.	Talomo 2B		10 years	continuous unless	
			Hedcor, Inc.	Talomo 3		10 years	continuous unless	
			Luzon Hydro Corp.	Bakun AC		N/A		
			Hedcor Sabangan, Inc.	Sabangan		January 26, 2015	10 years	January 25, 2025
			Hedcor Sibulan, Inc.	Sibulan A		January 14, 2014	10 years	January 14, 2024
			Hedcor Sibulan, Inc.	Sibulan B		January 14, 2014	10 years	January 14, 2024
			Hedcor Sibulan, Inc.	Tudaya 1		January 14, 2014	10 years	January 14, 2024
			Hedcor Tudaya, Inc.	Tudaya 2		February 17, 2014	10 years	February 17, 2024
Hedcor Bukidnon, Inc.	Manolo Fortich 1		May 26, 2017	10 Years	May 25, 2027			
Hedcor Bukidnon, Inc.	Manolo Fortich 2		May 26, 2017	10 Years	May 25, 2027			

18	NGCP	NGCP - Metering Service Agreement (MSA)	Hedcor, Inc.	Irisan 1		April 11, 2012	10 years	April 11, 2022
			Hedcor, Inc.	Irisan 3		April 11, 2012	10 years	April 11, 2022
			Hedcor, Inc.	Sal-angan		May 20, 2013	10 years	May 20, 2023
			Hedcor, Inc.	Bineng 3		July 13, 2015	10 years	January 25, 2025
			Hedcor, Inc.	Ampohaw		July 13, 2015	10 years	January 25, 2025
			Hedcor, Inc.	La Trinidad Hydro		May 26, 2019	10 years	May 25, 2029
			Hedcor, Inc.	FLS		January 26, 2015	10 years	January 25, 2025
			Hedcor, Inc.	Lower Labay		January 26, 2015	10 years	January 25, 2025
			Hedcor, Inc.	Lon-oy		January 26, 2015	10 years	January 25, 2025
			Hedcor, Inc.	Talomo 1		N/A		
			Hedcor, Inc.	Talomo 2		N/A		
			Hedcor, Inc.	Talomo 2A		N/A		
			Hedcor, Inc.	Talomo 2B		N/A		
			Hedcor, Inc.	Talomo 3		N/A		
			Luzon Hydro Corp.	Bakun AC		N/A		
			Hedcor Sabangan, Inc.	Sabangan		July 13, 2015	10 years	January 25, 2025
			Hedcor Sibulan, Inc.	Sibulan A		January 26, 2014	10 years	January 25, 2024
			Hedcor Sibulan, Inc.	Sibulan B		January 26, 2014	10 years	January 25, 2024
			Hedcor Tudaya, Inc.	Tudaya 1		January 26, 2014	10 years	January 25, 2024
			Hedcor Tudaya, Inc.	Tudaya 2		January 26, 2014	10 years	January 25, 2024
Hedcor Bukidnon, Inc.	Manolo Fortich 1		April 26, 2018	10 Years	April 24, 2028			
Hedcor Bukidnon, Inc.	Manolo Fortich 2		April 26, 2018	10 Years	April 24, 2028			
19	NGCP	NGCP - Connection Agreement (CA)	Hedcor, Inc.	Irisan 1				
			Hedcor, Inc.	Irisan 3				
			Hedcor, Inc.	Sal-angan				
			Hedcor, Inc.	Bineng 3				
			Hedcor, Inc.	Ampohaw				
			Hedcor, Inc.	La Trinidad Hydro		May 27, 2019		June 25, 2028
			Hedcor, Inc.	FLS				
			Hedcor, Inc.	Lower Labay				
			Hedcor, Inc.	Lon-oy				
			Hedcor, Inc.	Talomo 1				
			Hedcor, Inc.	Talomo 2				
			Hedcor, Inc.	Talomo 2A				
			Hedcor, Inc.	Talomo 2B				
			Hedcor, Inc.	Talomo 3				
			Luzon Hydro Corp.	Bakun AC		N/A		
			Hedcor Sabangan, Inc.	Sabangan		January 22, 2015	10 years	2025
			Hedcor Sibulan, Inc.	Sibulan A		Not Applicable		
			Hedcor Sibulan, Inc.	Sibulan B		Not Applicable		
			Hedcor Sibulan, Inc.	Tudaya 1		Not Applicable		
			Hedcor Tudaya, Inc.	Tudaya 2		March 04, 2014	10 years	2024
Hedcor Bukidnon, Inc.	Manolo Fortich 1		April 10, 2017	"Until Expiration on	December 25, 2026			
Hedcor Bukidnon, Inc.	Manolo Fortich 2							
			Hedcor, Inc.	Irisan 1		Will be issued following the release of Capability Test Result Certificates		
			Hedcor, Inc.	Irisan 3		Will be issued following the		
			Hedcor, Inc.	Sal-angan		Will be issued following the		
			Hedcor, Inc.	Bineng 3		Will be issued following the		

20	NGCP	NGCP - Final Certificate To Connect (FCATC)	Hedcor, Inc.	Ampohaw	Will be issued following the		
			Hedcor, Inc.	La Trinidad Hydro	March 3, 2022		
			Hedcor, Inc.	FLS	Will be issued following the		
			Hedcor, Inc.	Lower Labay	Will be issued following the		
			Hedcor, Inc.	Lon-oy	Will be issued following the		
			Hedcor, Inc.	Talomo 1	Will be issued following the		
			Hedcor, Inc.	Talomo 2	Will be issued following the		
			Hedcor, Inc.	Talomo 2A	Will be issued following the		
			Hedcor, Inc.	Talomo 2B	Will be issued following the		
			Hedcor, Inc.	Talomo 3	Will be issued following the		
			Luzon Hydro Corp.	Bakun AC	Will be issued following the		
			Hedcor Sabangan, Inc.	Sabangan	Will be issued following the		
			Hedcor Sibulan, Inc.	Sibulan A	No CATC from DLPC; Certification		
			Hedcor Sibulan, Inc.	Sibulan B	No CATC from DLPC; Certification		
			Hedcor Sibulan, Inc.	Tudaya 1	No CATC from DLPC; Certification		
			Hedcor Tudaya, Inc.	Tudaya 2			
			Hedcor Bukidnon, Inc.	Manolo Fortich 1			
Hedcor Bukidnon, Inc.	Manolo Fortich 2						
24	WESM	WESM Registration	Hedcor, Inc.	Irisan 1	August 26, 2010		
			Hedcor, Inc.	Irisan 3	August 26, 2010		
			Hedcor, Inc.	Sal-angan	August 29, 2006		
			Hedcor, Inc.	Bineng 3			
			Hedcor, Inc.	Ampohaw			
			Hedcor, Inc.	La Trinidad Hydro	July 16, 2019		
			Hedcor, Inc.	FLS			
			Hedcor, Inc.	Lower Labay			
			Hedcor, Inc.	Lon-oy			
			Hedcor, Inc.	Talomo 1			
			Hedcor, Inc.	Talomo 2			
			Hedcor, Inc.	Talomo 2A			
			Hedcor, Inc.	Talomo 2B			
			Hedcor, Inc.	Talomo 3			
			Luzon Hydro Corp.	Bakun AC			
			Hedcor Sabangan, Inc.	Sabangan	April 16, 2015		
			Hedcor Sibulan, Inc.	Sibulan A	October 30, 2013		
Hedcor Sibulan, Inc.	Sibulan B	October 30, 2013					
Hedcor Sibulan, Inc.	Tudaya 1	October 30, 2013					
Hedcor Tudaya, Inc.	Tudaya 2	February 07, 2014					
Hedcor Bukidnon, Inc.	Manolo Fortich 1						
Hedcor Bukidnon, Inc.	Manolo Fortich 2						
25	NWRB	Water Permit	Hedcor, Inc.	Irisan 1	October 13, 1995	WEIR - ONE TIME	N/A
			Hedcor, Inc.	Irisan 3	October 13, 1995	WEIR - ONE TIME	N/A
			Hedcor, Inc.	Sal-angan	October 13, 1995	WEIR - ONE TIME	N/A
			Hedcor, Inc.	Bineng 3	May 26, 1995	WEIR - ONE TIME	N/A
			Hedcor, Inc.	Ampohaw			
			Hedcor, Inc.	La Trinidad Hydro	September 27, 1991	WEIR - ONE TIME	N/A
			Hedcor, Inc.	FLS	April 28, 1992	WEIR - ONE TIME	N/A
			Hedcor, Inc.	Lower Labay	April 28, 1992	WEIR - ONE TIME	N/A
			Hedcor, Inc.	Lon-oy	April 28, 1992	WEIR - ONE TIME	N/A
			Hedcor, Inc.	Talomo 1			
			Hedcor, Inc.	Talomo 2			
			Hedcor, Inc.	Talomo 2A			
			Hedcor, Inc.	Talomo 2B			
Hedcor, Inc.	Talomo 3						

			Luzon Hydro Corp.	Bakun AC			
			Hedcor Sabangan, Inc.	Sabangan		September 27, 2013	ONE TIME
			Hedcor Sibulan, Inc.	Sibulan A			N/A
			Hedcor Sibulan, Inc.	Sibulan B			
			Hedcor Sibulan, Inc.	Tudaya 1			
			Hedcor Tudaya, Inc.	Tudaya 2			
			Hedcor Bukidnon, Inc.	Manolo Fortich 1			
			Hedcor Bukidnon, Inc.	Manolo Fortich 2			
27	DENR	PCO Accreditation	Hedcor, Inc.	Irisan 1			
			Hedcor, Inc.	Irisan 3			
			Hedcor, Inc.	Sal-angan			
			Hedcor, Inc.	Bineng 3			
			Hedcor, Inc.	Ampohaw			
			Hedcor, Inc.	La Trinidad Hydro			
			Hedcor, Inc.	FLS			
			Hedcor, Inc.	Lower Labay			
			Hedcor, Inc.	Lon-oy			
			Hedcor, Inc.	Talomo 1			
			Hedcor, Inc.	Talomo 2			
			Hedcor, Inc.	Talomo 2A			
			Hedcor, Inc.	Talomo 2B			
			Hedcor, Inc.	Talomo 3			
			Luzon Hydro Corp.	Bakun AC			
			Hedcor Sabangan, Inc.	Sabangan	COA No. 2020-CAR-		
			Hedcor Sibulan, Inc.	Sibulan A			
			Hedcor Sibulan, Inc.	Sibulan B			
			Hedcor Sibulan, Inc.	Tudaya 1			
			Hedcor Tudaya, Inc.	Tudaya 2			
Hedcor Bukidnon, Inc.	Manolo Fortich 1						
Hedcor Bukidnon, Inc.	Manolo Fortich 2						
28	DENR	Permit to Operate (PTO)	Hedcor, Inc.	Irisan 1	PTO-OL-CAR-2020-00496-R	August 21, 2020	August 21, 2025
			Hedcor, Inc.	Irisan 3			
			Hedcor, Inc.	Sal-angan			
			Hedcor, Inc.	Bineng 3			
			Hedcor, Inc.	Ampohaw			
			Hedcor, Inc.	La Trinidad Hydro			
			Hedcor, Inc.	FLS			
			Hedcor, Inc.	Lower Labay			
			Hedcor, Inc.	Lon-oy			
			Hedcor, Inc.	Talomo 1			
			Hedcor, Inc.	Talomo 2			
			Hedcor, Inc.	Talomo 2A			
			Hedcor, Inc.	Talomo 2B			
			Hedcor, Inc.	Talomo 3			
			Luzon Hydro Corp.	Bakun AC			
			Hedcor Sabangan, Inc.	Sabangan			
			Hedcor Sibulan, Inc.	Sibulan A			
			Hedcor Sibulan, Inc.	Sibulan B			
			Hedcor Sibulan, Inc.	Tudaya 1			
			Hedcor Tudaya, Inc.	Tudaya 2			
Hedcor Bukidnon, Inc.	Manolo Fortich 1						
Hedcor Bukidnon, Inc.	Manolo Fortich 2						

29	DENR	Discharge Permit	Hedcor, Inc.	Irisan 1	DP-CAR-21-01895	March 27, 2021		January 19, 2026
			Hedcor, Inc.	Irisan 3				
			Hedcor, Inc.	Sal-angan	2015-DP-H-141105-	July 17, 2017		August 4, 2022
			Hedcor, Inc.	Bineng 3				
			Hedcor, Inc.	Ampohaw				
			Hedcor, Inc.	La Trinidad Hydro				
			Hedcor, Inc.	FLS				
			Hedcor, Inc.	Lower Labay				
			Hedcor, Inc.	Lon-oy				
			Hedcor, Inc.	Talomo 1				
			Hedcor, Inc.	Talomo 2				
			Hedcor, Inc.	Talomo 2A				
			Hedcor, Inc.	Talomo 2B				
			Hedcor, Inc.	Talomo 3				
			Luzon Hydro Corp.	Bakun AC				
			Hedcor Sabangan, Inc.	Sabangan				
			Hedcor Sibulan, Inc.	Sibulan A				
			Hedcor Sibulan, Inc.	Sibulan B				
			Hedcor Sibulan, Inc.	Tudaya 1				
Hedcor Tudaya, Inc.	Tudaya 2							
Hedcor Bukidnon, Inc.	Manolo Fortich 1							
Hedcor Bukidnon, Inc.	Manolo Fortich 2							
31	NCIP	Compliance Certificate	Hedcor, Inc.	Irisan 1				
			Hedcor, Inc.	Irisan 3				
			Hedcor, Inc.	Sal-angan		Ongoing		
			Hedcor, Inc.	Bineng 3		Ongoing		
			Hedcor, Inc.	Ampohaw		Ongoing		
			Hedcor, Inc.	La Trinidad Hydro				
			Hedcor, Inc.	FLS		2022		
			Hedcor, Inc.	Lower Labay		2022		
			Hedcor, Inc.	Lon-oy		2022		
			Hedcor, Inc.	Talomo 1		NA		
			Hedcor, Inc.	Talomo 2		NA		
			Hedcor, Inc.	Talomo 2A		NA		
			Hedcor, Inc.	Talomo 2B		NA		
			Hedcor, Inc.	Talomo 3		NA		
			Luzon Hydro Corp.	Bakun AC				
			Hedcor Sabangan, Inc.	Sabangan		August 20, 2013		
			Hedcor Sibulan, Inc.	Sibulan A				
			Hedcor Sibulan, Inc.	Sibulan B				
			Hedcor Sibulan, Inc.	Tudaya 1				
Hedcor Tudaya, Inc.	Tudaya 2							
Hedcor Bukidnon, Inc.	Manolo Fortich 1							
Hedcor Bukidnon, Inc.	Manolo Fortich 2							

OIL									
#	ISSUING AGENCY	DOCUMENT NAME	Legal Entity	Facility Name	Permit/License No.	Issuance Date	Validity Period	Expiration Date	
1	ERC	ERC Certificate of Compliance (COC) / Provisional Authority to Operate (PAO)	THERMA MOBILE INC	Mobile 3	-	August 22, 2022	1 year	July 08, 2023	
				Mobile 4	-	August 22, 2022	1 year	July 08, 2023	
				Mobile 5	-	August 22, 2022	1 year	July 08, 2023	
				Mobile 6	-	August 22, 2022	1 year	July 08, 2023	
			EAUC	EAUC	18-03-M-0002V	March 27, 2018	5 years	June 10, 2023	
			CPPC	CPPC	18-03-M-0001V	June 04, 2018	5 years	June 03, 2023	
			TPVI	THERMA POWER VISAYAS INC	-	December 16, 2022	1 year	January 05, 2023	
			THERMA MARINE INC	Mobile 1	-	April 19, 2021	1 year	April 18, 2022	
			THERMA MARINE INC	Mobile 2	-	April 06, 2021	1 year	April 05, 2022	
2	ERC	ERC Self Generating Facility Certificate of Compliance (SGF-COC)	THERMA MOBILE INC	Mobile 3	-	-	-	-	
				Mobile 4	-	-	-	-	
				Mobile 5	-	-	-	-	
				Mobile 6	-	-	-	-	
			EAUC	EAUC	-	-	-	-	
			CPPC	CPPC	-	-	-	-	
			TPVI	THERMA POWER VISAYAS INC	-	-	-	-	
			THERMA MARINE INC	Mobile 1	-	-	-	-	
			THERMA MARINE INC	Mobile 2	-	-	-	-	
			THERMA MOBILE INC	Mobile 3	-	-	-	-	
				Mobile 4	-	-	-	-	
				Mobile 5	-	-	-	-	
3	ERC	Point to Point Application		Mobile 6	-	-	-	-	
			EAUC	EAUC	-	-	-	-	
			CPPC	CPPC	-	-	-	-	
			TPVI	THERMA POWER VISAYAS INC	-	-	Ongoing clarification (letter sent)		
			THERMA MARINE INC	Mobile 1	-	-	Ongoing clarification (letter sent)		
			THERMA MARINE INC	Mobile 2	-	-	with Decision (ongoing Appeal)		
			THERMA MOBILE INC	Mobile 3	-	-	-	-	
				Mobile 4	-	-	-	-	
				Mobile 5	-	-	-	-	
4	DOE	Certificate Of Registration (COR)		Mobile 6	-	-	-	-	
			EAUC	EAUC	-	-	-	-	
			CPPC	CPPC	-	-	-	-	
			TPVI	THERMA POWER VISAYAS INC	-	-	-	-	
			THERMA MARINE INC	Mobile 1	-	-	-	-	
			THERMA MARINE INC	Mobile 2	-	-	-	-	
			THERMA MOBILE INC	Mobile 3	-	-	-	-	
				Mobile 4	-	-	-	-	
				Mobile 5	-	-	-	-	
	Mobile 6	-	-	Signed September 5, 2019	-	-			

5	DOE	DOE - Memorandum of Agreement on ER 1-94	EAUC	EAUC				
			CPPC	CPPC		Signed November 11, 2019		
			TPVI	THERMA POWER VISAYAS INC		Signed March 10, 2020		
			THERMA MARINE INC	Mobile 1		Signed February 6, 2020		
			THERMA MARINE INC	Mobile 2				
6	DOE	Certificate of Endorsement PDP (COE PDP)	THERMA MOBILE INC	Mobile 3		Application for COE PDP filed within prescribed timeline, ongoing evaluation by DOE;		
				Mobile 4				
				Mobile 5				
				Mobile 6				
			EAUC	EAUC		Application for COE PDP filed within prescribed timeline, ongoing evaluation by DOE;		
			CPPC	CPPC		Application for COE PDP filed within prescribed timeline, ongoing evaluation by DOE;		
			TPVI	THERMA POWER VISAYAS INC		September 09, 2019		No Expiry Date
			THERMA MARINE INC	Mobile 1		August 14, 2020		No Expiry Date
			THERMA MARINE INC	Mobile 2		August 14, 2020		No Expiry Date
			THERMA MOBILE INC	Mobile 3		Requested for schedule of conduct for the GCT, awaiting response from NGCP		
	Mobile 4							
	Mobile 5							
	Mobile 6							
7	NGCP	NGCP Capability Test Certificate	EAUC	EAUC		August 10, 2022		
			CPPC	CPPC		May 5, 2022		
			TPVI	THERMA POWER VISAYAS INC		Awaiting issuance from NGCP		
			THERMA MARINE INC	Mobile 1		December 14, 2020		
			THERMA MARINE INC	Mobile 2				
			THERMA MOBILE INC	Mobile 3				
				Mobile 4				
				Mobile 5				
				Mobile 6				
				EAUC	EAUC		31 May 2013	10 Years
8	NGCP	NGCP - Transmission Service Agreement (TSA)	EAUC	EAUC		15 January 2015	10 years	25 January 2025
			CPPC	CPPC		01 January 2014	10 years	25 January 2024
			TPVI	THERMA POWER VISAYAS INC		28 November 2018	10 years	05 November 2028
			THERMA MARINE INC	Mobile 1		26 January 2015	10 years	25 January 2025
			THERMA MARINE INC	Mobile 2		26 January 2015	10 years	25 January 2025
			THERMA MOBILE INC	Mobile 3				
				Mobile 4				
				Mobile 5				
				Mobile 6				
						26 February 2013	10 years	25 February 2023

14	DENR	Environmental Compliance Certificate	Mobile 5		July 29, 2011			
			Mobile 6		July 29, 2011			
			EAUC	EAUC		October 13, 1993		
			CPPC	CPPC		November 17, 1997		
			TPVI	THERMA POWER VISAYAS INC		May 17, 2021		
			THERMA MARINE INC	Mobile 1		October 04, 2018		
			THERMA MARINE INC	Mobile 2		October 04, 2018		
15	DENR	PCO Accreditation	THERMA MOBILE INC	Mobile 3		For Renewal		
			Mobile 4		For Renewal			
			Mobile 5		For Renewal			
			Mobile 6		For Renewal			
			EAUC	EAUC		June 25, 2022		
			CPPC	CPPC		September 07, 2023		
			TPVI	THERMA POWER VISAYAS INC		June 14, 2022		
			THERMA MARINE INC	Mobile 1		November 05, 2023		
			THERMA MARINE INC	Mobile 2		September 16, 2023		
			THERMA MOBILE INC	Mobile 3	12-POA-I-137503-032	November 23, 2012		September 10, 2022
			16	DENR	Permit to Operate (PTO)	Mobile 4		12-POA-I-137503-032
Mobile 5		12-POA-I-137503-032				November 23, 2012	September 10, 2022	
Mobile 6		12-POA-I-137503-032				November 23, 2012	September 10, 2022	
EAUC	EAUC	PTO-POA-20-D-072251-082				April 13, 2020	April 13, 2025	
CPPC	CPPC	PTO-OL-R07-2021-08273-R				October 12, 2021	October 12, 2026	
TPVI	THERMA POWER VISAYAS INC	POA-20-F-072230-003				May 26, 2020	June 07, 2025	
THERMA MARINE INC	Mobile 1	2021-POA-F-1182-373				February 04, 2021	June 20, 2024	
THERMA MARINE INC	Mobile 2	2019-POA-C-1302-028-R				March 05, 2019	March 05, 2024	
THERMA MOBILE INC	Mobile 3					July 6, 2022		
Mobile 4						July 6, 2022		
17	DENR	Discharge Permit	Mobile 5			July 6, 2022		
			Mobile 6			July 28, 2022		
			EAUC	EAUC	DP-R07-20-01164	March 02, 2025		
			CPPC	CPPC	DP-R07-19-03863	November 19, 2023		
			TPVI	THERMA POWER VISAYAS INC	DP-Region VII-21-00912	August 11, 2021		
			THERMA MARINE INC	Mobile 1	2020-WDP-F-1182-373B	June 20, 2024		
			THERMA MARINE INC	Mobile 2	DP-R13-20-01794	April 02, 2025		
			THERMA MOBILE INC	Mobile 3		September 05, 2020		
			Mobile 4			September 05, 2020		
18	DENR	Hazardous Waste Generator ID	Mobile 5			September 05, 2020		
			Mobile 6			September 05, 2020		
			EAUC	EAUC	February 13, 2019	GR-R7-22-00321		
			CPPC	CPPC	September 07, 2020	QL-GR-R7-22-022837		

			TPVI	THERMA POWER VISAYAS INC	October 09, 2020	<u>OL-GR-R7-22-001396</u>		
			THERMA MARINE INC	Mobile 1	April 20, 2016	<u>GR-R11-82-00008</u>		
			THERMA MARINE INC	Mobile 2	November 11, 2020	<u>OL-GR-R13-02-000534</u>		
19	NCIP	Compliance Certificate	THERMA MOBILE INC	Mobile 3	N/A	N/A	N/A	N/A
				Mobile 4	N/A	N/A	N/A	N/A
				Mobile 5	N/A	N/A	N/A	N/A
				Mobile 6	N/A	N/A	N/A	N/A
			EAUC	EAUC	N/A	N/A	N/A	N/A
			CPPC	CPPC	N/A	N/A	N/A	N/A
			TPVI	THERMA POWER VISAYAS INC	N/A	N/A	N/A	N/A
			THERMA MARINE INC	Mobile 1	N/A	N/A	N/A	N/A
			THERMA MARINE INC	Mobile 2	N/A	N/A	N/A	N/A

OIL

#	AGENCY	NAME	Legal Entity	Facility Name	No.	Issuance Date	Validity Period	Expiration Date	Remarks
1	ERC	ERC Certificate of Compliance (COC) / Provisional Authority to Operate (PAO)	MOBILE INC	Mobile 3	-	August 22, 2022	1 year	July 08, 2023	in lieu of PAO
			MOBILE INC	Mobile 4	-	August 22, 2022	1 year	July 08, 2023	in lieu of PAO
			MOBILE INC	Mobile 5	-	August 22, 2022	1 year	July 08, 2023	in lieu of PAO
			MOBILE INC	Mobile 6	-	August 22, 2022	1 year	July 08, 2023	in lieu of PAO
			EAUC	EAUC	18-03-M-0002V	March 27, 2018	5 years	June 10, 2023	in lieu of PAO
			CPPC	CPPC	18-03-M-0001V	June 04, 2018	5 years	June 03, 2023	in lieu of PAO
			TPVI	VISAYAS INC	-	December 16, 2022	1 year	January 05, 2023	in lieu of PAO
			MARINE INC	Mobile 1	-	April 19, 2021	1 year	April 18, 2022	in lieu of PAO
			MARINE INC	Mobile 2	-	April 06, 2021	1 year	April 05, 2022	in lieu of PAO
2	ERC	ERC Self Generating Facility Certificate of Compliance (SGF-COC)	MOBILE INC	Mobile 3	-	-	-	-	
			MOBILE INC	Mobile 4	-	-	-	-	
			MOBILE INC	Mobile 5	-	-	-	-	
			MOBILE INC	Mobile 6	-	-	-	-	
			EAUC	EAUC	18-10-S-03593V	October 9, 2018	5 years	October 8, 2013	merged with
			CPPC	CPPC	18-10-S-03592V	October 9, 2018	5 years	October 8, 2013	merged with
			TPVI	VISAYAS INC	-	-	-	-	
			MARINE INC	Mobile 1	23-05-S-04990M	May 31, 2023	May 30, 2028	-	
			MARINE INC	Mobile 2	-	-	-	-	
3	ERC	Point to Point Application	MOBILE INC	Mobile 3	-	-	-	-	
			MOBILE INC	Mobile 4	-	-	-	-	
			MOBILE INC	Mobile 5	-	-	-	-	
			MOBILE INC	Mobile 6	-	-	-	-	
			EAUC	EAUC	-	-	-	-	
			CPPC	CPPC	-	-	-	-	
			TPVI	VISAYAS INC	Ongoing clarification (letter sent)				
			MARINE INC	Mobile 1	Ongoing clarification (letter sent)				
			MARINE INC	Mobile 2	With Decision (ongoing Appeal)				
			MOBILE INC	Mobile 3	-	-	-	-	
			MOBILE INC	Mobile 4	-	-	-	-	
			MOBILE INC	Mobile 5	-	-	-	-	

6	DOE	Endorsement PDP (COE PDP)	THERMA MARINE INC	Mobile 2	DOE-EPIMB-ERC No. 2020-06-002	August 14, 2020	5 years	August 14, 2025		
7	NGCP	NGCP Capability Test Certificate	THERMA MOBILE INC	Mobile 3	Requested for schedule of conduct for the GCT, awaiting response from NGCP					
			THERMA MOBILE INC	Mobile 4						
			THERMA MOBILE INC	Mobile 5						
			THERMA MOBILE INC	Mobile 6						
			EAUC	EAUC	GC-2022- V050	August 10, 2022	-	-		
			CPPC	CPPC	GC-2022-V030	May 5, 2022	-	-		
			TPVI	THERMA POWER-VISAYAS INC	GC-2021-V028	August 17, 2021	-	-		
			THERMA MARINE INC	Mobile 1	GC-2022-M005	May 31, 2022	-	-		
			THERMA MARINE INC	Mobile 2	N/A	August 12, 2020	-	-		
			NGCP - Transmission			THERMA MOBILE INC	Mobile 3	-		
THERMA MOBILE INC	Mobile 4	-								
THERMA MOBILE INC	Mobile 5	-								
THERMA MOBILE INC	Mobile 6	-								
EAUC	EAUC	-				31 May 2013	10 Years	31 May 2023		
CPPC	CPPC	-				15 January 2015	10 years	25 January 2025		
TPVI	THERMA POWER-VISAYAS INC	-				01 January 2014	10 years	25 January 2024		
THERMA MARINE INC	Mobile 1	-				28 November 2018	10 years	05 November 2028		
			26 January 2015	10 years	25 January 2025					

8	NGCP	Service Agreement (TSA)	THERMA MARINE INC	Mobile 2	-	26 January 2015	10 years	25 January 2025	
9	NGCP	NGCP - Metering Service Agreement (MSA)	THERMA MOBILE INC	Mobile 3	-				
			THERMA MOBILE INC	Mobile 4	-				
			THERMA MOBILE INC	Mobile 5	-				
			THERMA MOBILE INC	Mobile 6	-	26 February 2013	10 years	25 February 2023	
			EAUC	EAUC	-	15 January 2015	10 years	25 January 2025	
			CPPC	CPPC	-	01 January 2014	10 years	25 January 2024	
			TPVI	THERMA POWER-VISAYAS INC	-	26 November 2018	10 years	25 November 2028	
			THERMA MARINE INC	Mobile 1	-	26 January 2015	10 years	25 January 2025	
			THERMA MARINE INC	Mobile 2	-	26 January 2015	10 years	25 January 2025	
			THERMA MOBILE INC	Mobile 3	-	-	-	-	
THERMA MOBILE INC	Mobile 4	-	-	-	-				
THERMA MOBILE INC	Mobile 5	-	-	-	-				
THERMA MOBILE INC	Mobile 6	-	-	-	-				
EAUC	EAUC	-	-	-	-				
CPPC	CPPC	-	-	-	-				
TPVI	THERMA POWER-VISAYAS INC	-	September 25, 2021	10 years	September 25, 2031				
NGCP -			THERMA MARINE INC	Mobile 1	-	-	-	-	

10	NGCP	Connection Agreement (CA)	THERMA MARINE INC	Mobile 2	-	-	-	-	
11	NGCP	NGCP - Final Certificate To Connect (FCATC) (Certificate of Compliance to PGC and OATS Rules)	THERMA MOBILE INC	Mobile 3	-	-	-	-	
			THERMA MOBILE INC	Mobile 4	-	-	-	-	
			THERMA MOBILE INC	Mobile 5	-	-	-	-	
			THERMA MOBILE INC	Mobile 6	-	-	-	-	
			EAUC	EAUC	-	-	-	-	
			CPPC	CPPC	KAP-CAD-RRA-2022-09-106	September 8, 2022	-	-	
			TPVI	THERMA POWER-VISAYAS INC	KAP-CAD-RRA-2022-01-169	February 14, 2022	-	-	FCATC/= PGC and OATS Rules Compliance Certificate
			THERMA MARINE INC	Mobile 1	KAP-CAD-RRA-2022-01-166	February 9, 2022	-	-	FCATC/= PGC and OATS Rules Compliance Certificate
			THERMA MARINE INC	Mobile 2			-	-	
						THERMA MOBILE INC	Mobile 3	-	April 22, 2019
THERMA MOBILE INC	Mobile 4	-				-	-		
THERMA MOBILE INC	Mobile 5	-				-	-		
THERMA MOBILE INC	Mobile 6	-				-	-		
EAUC	EAUC	-				December 26, 2010	-	-	

12	WESM	WESM Registration	CPPC	CPPC	-	December 26, 2010	-	-	
			TPVI	THERMA POWER-VISAYAS INC	-	May 04, 2019	-	-	
			THERMA MARINE INC	Mobile 1	-	January 08, 2020	-	-	
			THERMA MARINE INC	Mobile 2	-	January 08, 2020	-	-	
		THERMA MOBILE INC	Mobile 3	CWP. 12-12-19-016	N / A	1 year	n/a	with CWP, pending issuance of permanent water permit from NWRB	
		THERMA MOBILE INC	Mobile 4	CWP. 12-12-19-016	N / A	1 year	n/a	with CWP, pending issuance of permanent water permit from NWRB	
		THERMA MOBILE INC	Mobile 5	CWP. 12-12-19-016	N / A	1 year	n/a	with CWP, pending issuance of permanent water permit from NWRB	
		THERMA MOBILE INC	Mobile 6	CWP. 12-12-19-016	N / A	1 year	n/a	with CWP, pending issuance of permanent water permit from NWRB	
		EAUC	EAUC	CWP No. 08-24-22-002	August 24, 2022	1 year	August 24, 2023	with CWP, pending issuance of permanent water permit from NWRB	

13	NWRB	Water Permit	CPPC	CPPC	Water Permit No. 024670	January 14, 2019	Perpetual	n/ a	
			TPVI	THERMA POWER VISAYAS INC	Water Permit No. 025272	December 22, 2020	Perpetual	n/ a	for 3 deepwells, with CWP, pending issuance of permanent water permit from NWRB
			THERMA MARINE INC	Mobile 1	Water Permit No. 025571	August 27, 2021	Perpetual	-	
			THERMA MARINE INC	Mobile 2	Water Permit No. 025572	August 27, 2021	Perpetual	-	
14	DENR	Environmental Compliance Certificate	THERMA MOBILE INC	Mobile 3	ECC Reference No. 9508-002- 207	July 29, 2011	Perpetual	-	
			THERMA MOBILE INC	Mobile 4		July 29, 2011	Perpetual	-	
			THERMA MOBILE INC	Mobile 5	ECC Reference No. 9507-002- 207	July 29, 2011	Perpetual	-	
			THERMA MOBILE INC	Mobile 6		July 29, 2011	Perpetual	-	
			EAUC	EAUC	9303-012-207C	October 13, 1993	Perpetual	-	
			CPPC	CPPC	9702-001-207C	November 17, 1997	Perpetual	-	
			TPVI	THERMA POWER- VISAYAS INC	CNC-CATC-R07- 2021-03-0018	May 17, 2021	Perpetual	-	
			THERMA MARINE INC	Mobile 1	ECC-CO-9206-018- 120	October 04, 2018	Perpetual	-	
			THERMA MARINE INC	Mobile 2		October 04, 2018	Perpetual	-	
						THERMA MOBILE INC	Mobile 3		
			THERMA MOBILE INC	Mobile 4					

15	DENR	PCO Accreditation	THERMA MOBILE INC	Mobile 5	2021-NCR-11861-PCOA-OPS	October 28, 2021	3 years	October 28, 2024	
			THERMA MOBILE INC	Mobile 6					
			EAUC	EAUC	2020-R07-3966	July 22, 2020	3 years	July 20, 2023	
			CPPC	CPPC	2020-R07-3989	September 07, 2020	3 years	September 07, 2023	
			TPVI	THERMA POWER-VISAYAS INC	2020-R07-3960	July 17, 2020	3 years	July 20, 2023	
			THERMA MARINE INC	Mobile 1	2020-RXI-0162	November 04, 2020	3 years	November 05, 2023	
			THERMA MARINE INC	Mobile 2	2020-RXIII-079	September 16, 2020	3 years	September 16, 2023	
			THERMA MOBILE INC	Mobile 3	12-POA-I-137503-032	November 23, 2012		September 10, 2022	
THERMA MOBILE INC	Mobile 4	12-POA-I-137503-032	November 23, 2012		September 10, 2022				
THERMA MOBILE INC	Mobile 5	12-POA-I-137503-032	November 23, 2012		September 10, 2022				
THERMA MOBILE INC	Mobile 6	12-POA-I-137503-032	November 23, 2012		September 10, 2022				
EAUC	EAUC	PTO-POA-20-D-072251-082	April 13, 2020		April 13, 2025				
CPPC	CPPC	PTO-OL-R07-2021-08273-R	October 12, 2021		October 12, 2026				
TPVI	THERMA POWER-VISAYAS INC	POA-20-F-072230-003	May 26, 2020		June 07, 2025				
THERMA MARINE INC	Mobile 1	2021-POA-F-1182-373	February 04, 2021	3 years	June 20, 2024				
THERMA MARINE INC	Mobile 2	2019-POA-C-1302-028-R	March 05, 2019	3 years	March 05, 2024				
16	DENR	Permit to Operate (PTO)	THERMA MOBILE INC	Mobile 3	DP-NCR-22-07142	September 13, 2022	1	September 13, 2023	

17	DENR	Discharge Permit	THERMA MOBILE INC	Mobile 4	DP-NCR-22-06691	September 2, 2022	1	September 2, 2023	
			THERMA MOBILE INC	Mobile 5	DP-NCR-22-07143	September 13, 2022	1	September 13, 2023	
			THERMA MOBILE INC	Mobile 6	DP-NCR-22-06444	August 24, 2022	1	August 24, 2023	
			EAUC	EAUC	DP-R07-20-01164	March 02, 2020	5 years	March 2, 2025	
			CPPC	CPPC	DP-R07-19-03863	November 19, 2019	4 years	November 19, 2023	
			TPVI	THERMA POWER-VISAYAS INC	DP-R07-22-10541	November 26, 2022	1 year	November 26, 2023	
			THERMA MARINE INC	Mobile 1	2020-WDP-F-1182-373B	June 05, 2020	4 years	June 24, 2024	
			THERMA MARINE INC	Mobile 2	DP-R13-20-01794	April 02, 2020	4years	April 02, 2024	
			THERMA MOBILE INC	Mobile 3	OL-GR-NCR-75-000109	August 05, 2020			
			THERMA MOBILE INC	Mobile 4					
			THERMA MOBILE INC	Mobile 5	OL-GR-NCR-75-000110	August 05, 2020	N/A	N/A	
			THERMA MOBILE INC	Mobile 6					
			EAUC	EAUC	GR-R7-22-00321	February 13, 2019	N/A	N/A	
			CPPC	CPPC	OL-GR-R7-22-022837	September 07, 2020	N / A	N / A	
			TPVI	THERMA POWER-VISAYAS INC	OL-GR-R7-22-001396	October 09, 2020	N / A	N / A	
			THERMA MARINE INC	Mobile 1	GR-R11-82-00008	April 20, 2016	N / A	N / A	

18	DENR	Hazardous Waste Generator ID	THERMA MARINE INC	Mobile 2	OL-GR-R13-02-000534	November 11, 2020	N/A		
19	NCIP	Compliance Certificate	THERMA MOBILE INC	Mobile 3	N/A	N/A	N/A	N/A	
			THERMA MOBILE INC	Mobile 4	N/A	N/A	N/A	N/A	
			THERMA MOBILE INC	Mobile 5	N/A	N/A	N/A	N/A	
			THERMA MOBILE INC	Mobile 6	N/A	N/A	N/A	N/A	
			EAUC	EAUC	N/A	N/A	N/A	N/A	
			CPPC	CPPC	N/A	N/A	N/A	N/A	
			TPVI	THERMA POWER-VISAYAS INC	N/A	N/A	N/A	N/A	
			THERMA MARINE INC	Mobile 1	N/A	N/A	N/A	N/A	
			THERMA MARINE INC	Mobile 2	N/A	N/A	N/A	N/A	

APRI

#	ISSUING AGENCY	DOCUMENT NAME	Legal Entity	Facility Name	Permit/License No.	Issuance Date	Validity Period	Expiration Date
1	ERC	ERC Certificate of Compliance (COC) / Provisional Authority to Operate (PAO)	APRI	Makban Bay (A,D)	-	January 25, 2022	1 year	November 30, 2022
				Makban Calauan (B, C)	-	January 25, 2022	1 year	November 30, 2022
				Makban Sto. Tomas (E)	-	January 25, 2022	1 year	November 30, 2022
				Makban Makban - Binary 1	-	February 07, 2022	1 year	November 06, 2022
				Makban Makban - Admin Building	-	N / A	N / A	N / A
				Tiwi Naga (A)	-	February 10, 2022	1 year	December 11, 2022
2	ERC	ERC Self Generating Facility Certificate of Compliance (SGF-COC)	APRI	Makban Bay (A,D)	COC No. 21-07-S-04354L	July 21, 2021	5 years	July 20, 2026
				Makban Calauan (B, C)	COC No. 21-07-S-04356L	July 21, 2021	5 years	July 20, 2026
				Makban Sto. Tomas (E)	COC No. 21-07-S-04357L	July 21, 2021	5 years	July 20, 2026
				Makban Makban - Binary 1	COC No. 21-07-S-04355L	July 21, 2021	5 years	July 20, 2026
				Makban Makban - Admin Building	COC No. 19-10-S-03963L	October 24, 2019	5 years	October 23 2024
				Tiwi Naga (A)	20-06-S-04134L	June 22, 2020	5 years	June 21 2025
3	ERC	Point to Point Application	APRI	Makban Bay (A,D)	N / A	N / A	N / A	N / A
				Makban Calauan (B, C)	N / A	N / A	N / A	N / A
				Makban Sto. Tomas (E)	N / A	N / A	N / A	N / A
				Makban Makban - Binary 1	N / A	N / A	N / A	N / A
				Makban Makban - Admin Building	N / A	N / A	N / A	N / A
				Tiwi Naga (A)	N / A	N / A	N / A	N / A
6	DOE	Certificate Of Registration (COR)	APRI	Makban Bay (A,D)	GREOC 2009-10-007	October 23, 2009		
				Makban Calauan (B, C)	GREOC 2009-10-007	October 23, 2009		
				Makban Sto. Tomas (E)	GREOC 2009-10-007	October 23, 2009		
				Makban Makban - Binary 1	GREOC 2009-10-007	October 23, 2009		
				Makban Makban - Admin Building	N / A	N / A		
				Tiwi Naga (A)	GREOC 2009-10-006	October 23, 2009		
8	DOE	Certificate of Declaration of Commerciality (COCOC)	APRI	Makban Bay (A,D)		N / A		
				Makban Calauan (B, C)		N / A		
				Makban Sto. Tomas (E)		N / A		
				Makban Makban - Binary 1		N / A		
				Makban Makban - Admin Building		N / A		
				Tiwi Naga (A)		N / A		
9	DOE	Certificate of Endorsement FIT (COE FIT)	APRI	Makban Bay (A,D)				
				Makban Calauan (B, C)				
				Makban Sto. Tomas (E)				
				Makban Makban - Binary 1				
				Makban Makban - Admin Building		N / A		
				Tiwi Naga (A)		N / A		
				Makban Bay (A,D)		Signed January 11, 2010		

5	DOE	DOE - Memorandum of Agreement on ER 1-94	APRI	Makban Calauan (B, C)		Signed January 11, 2010			
				Makban Sto. Tomas (E)		Signed January 11, 2010			
				Makban Makban - Binary 1		Signed January 11, 2010			
				Makban Makban - Admin Building		N / A			
				Tiwi Naga (A)		Signed January 11, 2010			
				Tiwi Cale (C)		Signed January 11, 2010			
10	DOE	Certificate of Endorsement PDP (COE PDP)	APRI	Makban Bay (A,D)		April 13, 2020	5 years	April 12, 2025	
				Makban Calauan (B, C)		June 27, 2022	5 years	June 26, 2025	
				Makban Sto. Tomas (E)		April 14, 2020	5 years	April 13, 2025	
				Makban Makban - Binary 1		August 28, 2020	5 years	August 27, 2025	
				Makban Makban - Admin Building		N / A	N / A	N / A	
				Tiwi Naga (A)		April 13, 2020	5 years	April 13, 2025	
13	BOI	Certificate Of Registration (COR)	APRI	Makban Bay (A,D)	2009-083	June 19, 2009			
				Makban Calauan (B, C)	2009-083	June 19, 2009			
				Makban Sto. Tomas (E)	2009-083	June 19, 2009			
				Makban Makban - Binary 1	2009-083	June 19, 2009			
				Makban Makban - Admin Building	N / A	N / A			
				Tiwi Naga (A)	2009-084	June 19, 2009			
15	NGCP	NGCP Capability Test Certificate	APRI	Tiwi Cale (C)	2009-084	June 19, 2009			
				Makban Bay (A,D)		May 26, 2022			
				Makban Calauan (B, C)		May 26, 2022			
				Makban Sto. Tomas (E)		May 26, 2022			
				Makban Makban - Binary 1		Requested GUCT scheduled on Jul 2023			
				Makban Makban - Admin Building		N / A			
8	NGCP	NGCP - Transmission Service Agreement (TSA)	APRI	Tiwi Naga (A)		-			
				Tiwi Cale (C)		-			
				Makban Bay (A,D)		September 01, 2021April 26, 2022	10 years	July 25, 2031	
				Makban Calauan (B, C)		September 01, 2021April 26, 2022	10 years	July 25, 2031	
				Makban Sto. Tomas (E)		September 01, 2021April 26, 2022	10 years	July 25, 2031	
				Makban Makban - Binary 1					
9	NGCP	NGCP - Metering Service Agreement (MSA)	APRI	Makban Makban - Admin Building		N / A	N / A	N / A	
				Tiwi Naga (A)	10 years	September 1, 2021April 26, 2022	10 years	July 25, 2031	
				Tiwi Cale (C)	July 25, 2031	September 1, 2021April 26, 2022	10 years	July 25, 2031	
				Makban Bay (A,D)		May 30, 2022	10 years	August 25, 2032	
				Makban Calauan (B, C)		May 30, 2022	10 years	August 25, 2032	
				Makban Sto. Tomas (E)		May 30, 2022	10 years	August 25, 2032	
10	NGCP	NGCP - Connection Agreement (CA)	APRI	Makban Makban - Binary 1					
				Makban Bay (A,D)		January 27, 2022March 15, 2022	9 years	September 25, 2031	
				Makban Calauan (B, C)		January 27, 2022March 15, 2022	9 years	September 25, 2031	
				Makban Sto. Tomas (E)		January 27, 2022March 15, 2022	9 years	September 25, 2031	

		Agreement (CA)		Makban Makban - Admin Building		N / A	N / A	N / A
				Tiwi Naga (A)		January 27, 2022	March 15, 2022	9 years
				Tiwi Cale (C)		March 15, 2022		9 years
20	NGCP	NGCP - Final Certificate To Connect (FCATC)	APRI	Makban Bay (A,D)		waiting for the issuance of		
				Makban Calauan (B, C)		waiting for the issuance of		
				Makban Sto. Tomas (E)		waiting for the issuance of		
				Makban Makban - Binary 1		waiting for the issuance of		
				Makban Makban - Admin Building		N / A		
				Tiwi Naga (A)		2022 - pending until		
				Tiwi Cale (C)		2022 - pending issuance from NGCP		
24	WESM	WESM Registration	APRI	Makban Bay (A,D)		May 26, 2009		
				Makban Calauan (B, C)		May 26, 2009		
				Makban Sto. Tomas (E)		May 26, 2009		
				Makban Makban - Binary 1		May 26, 2009		
				Makban Makban - Admin Building		N / A		
				Tiwi Naga (A)		May 26, 2009		
				Tiwi Cale (C)		May 26, 2009		
25	NWRB	Water Permit	APRI	Makban Bay (A,D)	No. 024427 - April 23, 2018 No. 024428 - April 23, 2018 No. 024429 - April 23, 2018 No. 022578 / Transferred WP No. 11-11-027 - June 1, 2012 No. 022582 / Transferred WP No. 11-11-031 - June 1, 2012 No. 022579 / Transferred WP No. 11-11-028 - June 1, 2012 No. 022580 / Transferred WP No. 11-11-029 - June 1, 2012 No. 025212 - September 17, 2020	valid until revoked		
				Makban Calauan (B, C)				
				Makban Sto. Tomas (E)				
				Makban Makban - Binary 1				
				Makban Makban - Admin Building		N / A		
				Tiwi Naga (A)		December 17, 2013		
						Oct 2022- waiting for the approved transferred water permit from ARI to APRI	valid until revoked	
				Tiwi Cale (C)		December 17, 2013 June 01, 2012		
						Oct 2022- waiting for the approved transferred water	valid until revoked	
				26	DENR	ECC	APRI	Makban Bay (A,D)
Makban Calauan (B, C)								
Makban Sto. Tomas (E)								
Makban Makban - Binary 1								
Makban Makban - Admin Building		N / A						
Tiwi Naga (A)		Sept 10, 2002						

				Tiwi Cale (C)		Sept 10,2002		
27	DENR	PCO Accreditation	APRI	Makban Bay (A,D)				October 06, 2025
				Makban Calauan (B, C)				October 06, 2025
				Makban Sto. Tomas (E)				October 06, 2025
				Makban Makban - Binary 1				October 06, 2025
				Makban Makban - Admin Building				N / A
				Tiwi Naga (A)				October 04, 2024
				Tiwi Cale (C)				October 04, 2024
28	DENR	Permit to Operate (PTO)	APRI	Makban Bay (A,D)	PTO-OL-R4A-2021-02818-R			May 11, 2026
				Makban Calauan (B, C)	PTO-OL-R4A-2021-02818-R			May 11, 2026
				Makban Sto. Tomas (E)	PTO-OL-R4A-2021-02818-R			May 11, 2026
				Makban Makban - Binary 1	PTO-OL-R4A-2021-02818-R			May 11, 2026
				Makban Makban - Admin Building	N / A			N / A
				Tiwi Naga (A)	PTO-OL-R05-2022-06265-R- Plant A PTO-OL-R05-2022-06712-4 Plant A(Genset) POA-18B-05AL-029 A-Plant A			Aug 12, 2027 Aug 26, 2027 Feb 26, 2023
				Tiwi Cale (C)	PTO-OL-R05-2022-06264-R-Plant C PTO-OL-R05-2022-06329-R-Plant C(Genset)			Aug 12, 2027 Aug 26, 2027 Feb 26, 2023
29	DENR	Discharge Permit	APRI	Makban Bay (A,D)	DP-16b-2022-05021			6 September 2023
				Makban Calauan (B, C)	DP-16b-2022-05021			6 September 2023
				Makban Sto. Tomas (E)	DP-16b-2022-05021			6 September 2023
				Makban Makban - Binary 1	DP-16b-2022-05021			6 September 2023
				Makban Makban - Admin Building	N / A			N / A
				Tiwi Naga (A)	DP-R05-22-06526 (Plant A-A1) DP-R05-22-06146 (Plant A-A2)			Aug 12, 2023
				Tiwi Cale (C)	DP-R05-22-06525 (Plant C - C)			Aug 29, 2023
30	DENR	Hazardous Waste Generator ID	APRI	Makban Bay (A,D)		September 11, 2020		
				Makban Calauan (B, C)		September 11, 2020		
				Makban Sto. Tomas (E)		September 11, 2020		
				Makban Makban - Binary 1		September 11, 2020		
				Makban Makban - Admin Building		N / A		
				Tiwi Naga (A)		Sept 4, 2020		
				Tiwi Cale (C)		Sept 4, 2020		
31	DOLE	Permit to Operate (PTO)	APRI	Makban Bay (A,D)		December 02, 2021		
				Makban Calauan (B, C)		December 02, 2021		
				Makban Sto. Tomas (E)		December 02, 2021		
				Makban Makban - Binary 1		December 02, 2021		
				Makban Makban - Admin Building		N / A		
				Tiwi Naga (A)		March 16, 2022		
				Tiwi Cale (C)		March 16, 2022		

#	ISSUING AGENCY	DOCUMENT NAME	Legal Entity	Facility Name	Permit/License No.	Issuance Date	Validity Period	Expiration Date
1	ERC	ERC Certificate of Compliance (COC) / Provisional Authority to Operate (PAO)	SACASUN	SACASUN	-	July 14, 2021	1 year	July 13, 2022
2	ERC	ERC Self Generating Facility Certificate of Compliance (SGF-COC)	SACASUN	SACASUN	-	March 31, 2021	5 Years	March 30, 2026
3	ERC	Point to Point Application	SACASUN	SACASUN	-	-	-	-
6	DOE	Certificate Of Registration (COR)	SACASUN	SACASUN	SESC 2015-05-226	May 14, 2015		-
8	DOE	Certificate of Declaration of Commerciality (COCOC)	SACASUN	SACASUN		December 09, 2015		
9	DOE	Certificate of Endorsement FIT (COE FIT)	SACASUN	SACASUN		N/A		
5	DOE	DOE - Memorandum of Agreement on ER 1-94	SACASUN	SACASUN		Not indicated		
10	DOE	Certificate of Endorsement PDP (COE PDP)	SACASUN	SACASUN		September 18, 2020	5 Years	September 18, 2025
13	BOI	Certificate Of Registration (COR)	SACASUN	SACASUN	2015-226	October 26, 2015		
15	NGCP	NGCP Capability Test Certificate	SACASUN	SACASUN		June 29, 2022		
8	NGCP	NGCP - Transmission Service Agreement (TSA)	SACASUN	SACASUN				
9	NGCP	NGCP - Metering Service Agreement (MSA)	SACASUN	SACASUN				

10	NGCP	NGCP - Connection Agreement (CA)	SACASUN	SACASUN				
20	NGCP	NGCP - Final Certificate To Connect (FCATC)	SACASUN	SACASUN		Ongoing processing with NGCP, SACASUN Provisional Authority to Connect		
24	WESM	WESM Registration	SACASUN	SACASUN		March 08, 2016		
25	NWRB	Water Permit	SACASUN	SACASUN		N/A	N/A	N/A
26	DENR	ECC	SACASUN	SACASUN	DENR ECC No. ECC-R6-1502-00834220	Mar 04, 2015 Aug 04, 2015 Nov 24, 2015		
27	DENR	PCO Accreditation	SACASUN	SACASUN				January 17, 2025
28	DENR	Permit to Operate (PTO)	SACASUN	SACASUN				November 30, 2024
29	DENR	Discharge Permit	SACASUN	SACASUN				-
30	DENR	Hazardous Waste Generator ID	SACASUN	SACASUN		July 25, 2021		
31	DOLE	Permit to Operate (PTO)	SACASUN	SACASUN		Ongoing application		

COAL

#	ISSUING AGENCY	DOCUMENT NAME	Legal Entity	Facility Name	Permit/License No.	Issuance Date	Validity Period	Expiration Date	
1	ERC	ERC Certificate of Compliance (COC) / Provisional Authority to Operate (PAO)	THERMA SOUTH INC	TSI	Application for COC renewal filed within prescribed timeline, ongoing evaluation by ERC; ERC issued a certification on pending application for renewal, which is currently being used as a substitute for COC	September 01, 2021	1 year	August 31, 2022	
			THERMA VISAYAS INC	TVI	19-06-M-00176V	April 15, 2019	5 years	April 14, 2024	
			THERMA LUZON INC	Pagbilao Coal Fired Thermal Power Plant	19-07-M-00040L	July 20, 2019	5 years	July 19, 2024	
			THERMA LUZON INC	Pagbilao Unit 3 Coal Fired Thermal Power Plant	18-02-M-00145L	February 20, 2018	5 years	February 19, 2023	
			GN POWER DINGININ	GN Power Dinginin Ltd., Co.	18-02-M-00145L	February 20, 2018	5 years	February 19, 2023	
2	ERC	ERC Self Generating Facility Certificate of Compliance (SGF-COC)	THERMA SOUTH INC	TSI	COC No. 20-06-S-04128M	June 16, 2020	Five (5) Years	June 20, 2025	
			THERMA VISAYAS INC	TVI	COC No. 19-09-S-03902V	September 20, 2019	Five (5) Years	September 19, 2024	
			THERMA LUZON INC	Pagbilao Coal Fired Thermal Power Plant					
			THERMA LUZON INC	Pagbilao Unit 3 Coal Fired Thermal Power Plant					
			GN POWER DINGININ	GN Power Dinginin Ltd., Co.					
3	ERC	Point to Point Application	THERMA SOUTH INC	TSI					
			THERMA VISAYAS INC	TVI					
			THERMA LUZON INC	Pagbilao Coal Fired Thermal Power Plant					N/A
			THERMA LUZON INC	Pagbilao Unit 3 Coal Fired Thermal Power Plant					
			GN POWER DINGININ	GN Power Dinginin Ltd., Co.					
6	DOE	Certificate Of Registration (COR)	THERMA SOUTH INC	TSI					
			THERMA VISAYAS INC	TVI					
			THERMA LUZON INC	Pagbilao Coal Fired Thermal Power Plant					
			THERMA LUZON INC	Pagbilao Unit 3 Coal Fired Thermal Power Plant					
			GN POWER DINGININ	GN Power Dinginin Ltd., Co.					
7	DOE	DOE - Memorandum of Agreement on ER 1-94	THERMA SOUTH INC	TSI		Davao City - February 1, 2020			
			THERMA VISAYAS INC	TVI	N/A	N/A	N/A		
			THERMA LUZON INC	Pagbilao Coal Fired Thermal Power Plant					
			THERMA LUZON INC	Pagbilao Unit 3 Coal Fired Thermal Power Plant					
			GN POWER DINGININ	GN Power Dinginin Ltd., Co.					
10	DOE	Certificate of Endorsement PDP (COE PDP)	THERMA SOUTH INC	TSI	DOE-EPIMB-ERC No. 2021-09-196	September 13, 2021	September 12, 2026		
			THERMA VISAYAS INC	TVI	COE No. 2019-04-003	April 11, 2019	not indicated		
			THERMA LUZON INC	Pagbilao Coal Fired Thermal Power Plant					
			THERMA LUZON INC	Pagbilao Unit 3 Coal Fired Thermal Power Plant					
			GN POWER DINGININ	GN Power Dinginin Ltd., Co.					
13	BOI	Certificate Of Registration (COR)	THERMA SOUTH INC	TSI	2011-150	July 15, 2011			
15	NGCP	NGCP Capability Test Certificate	THERMA SOUTH INC	TSI					
			THERMA VISAYAS INC	TVI					
			THERMA LUZON INC	Pagbilao Coal Fired Thermal Power Plant					
			THERMA LUZON INC	Pagbilao Unit 3 Coal Fired Thermal Power Plant		February 14, 2018			
			GN POWER DINGININ	GN Power Dinginin Ltd., Co.					
8	NGCP	NGCP - Transmission Service Agreement (TSA)	THERMA SOUTH INC	TSI		April 7, 2015	Ten (10) Years	April 7, 2025	
9	NGCP	NGCP - Metering Service Agreement (MSA)	THERMA SOUTH INC	TSI		December 12, 2014	Ten (10) Years	December 12, 2024	
10	NGCP	NGCP - Connection Agreement (CA)	THERMA SOUTH INC	TSI		November 5, 2013	Twenty (20) Years	November 5, 2033	
20	NGCP	NGCP - Final Certificate To Connect (FCATC)	THERMA SOUTH INC	TSI		January 31, 2015			
24	WESM	WESM Registration	THERMA SOUTH INC	TSI		September 02, 2019			
			THERMA VISAYAS INC	TVI		December 23, 2017			
			THERMA LUZON INC	Pagbilao Coal Fired Thermal Power Plant		October 01, 2009			
			THERMA LUZON INC	Pagbilao Unit 3 Coal Fired Thermal Power Plant					
			GN POWER DINGININ	GN Power Dinginin Ltd., Co.					

25	NWRB	Water Permit	THERMA SOUTH INC	TSI		January 22, 2016	N/A		
			THERMA VISAYAS INC	TVI		July 19, 2017	Valid until revoked/retired		
			THERMA LUZON INC	Pagbilao Coal Fired Thermal Power Plant					
			THERMA LUZON INC	Pagbilao Unit 3 Coal Fired Thermal Power Plant					
			GN POWER DINGININ	GN Power Dinginin Ltd., Co.					
26	DENR	ECC	THERMA SOUTH INC	TSI	ECC Ref No. 1107-0010	September 9, 2011			
			THERMA VISAYAS INC	TVI	ECC-CO-1506-0018	August 2, 2018			
			THERMA LUZON INC	Pagbilao Coal Fired Thermal Power Plant	ECC-CO-1311-0037	February 4, 2014			
			THERMA LUZON INC	Pagbilao Unit 3 Coal Fired Thermal Power Plant	ECC-CO-1311-0038	February 4, 2014			
			GN POWER DINGININ	GN Power Dinginin Ltd., Co.					
27	DENR	PCO Accreditation	THERMA SOUTH INC	TSI	COA No. 2019-RXI-1092		August 22, 2022		
28	DENR	Permit to Operate (PTO)	THERMA SOUTH INC	TSI	2019-POA-F-1124-2894		June 01, 2024		
29	DENR	Discharge Permit	THERMA SOUTH INC	TSI	2019-WDP-F-1124-2894		June 01, 2024		
			THERMA VISAYAS INC	TVI	DP-17-I-072253-020-Renewal		April 10, 2021		
30	DENR	Hazardous Waste Generator ID	THERMA SOUTH INC	TSI	HazWaste ID GR-R11-24-00035	January 7, 2016			

COAL

#	ISSUING AGENCY	DOCUMENT NAME	Legal Entity	Facility Name	Permit/License No.	Issuance Date	Validity Period	Expiration Date	Remarks
1	ERC	ERC Certificate of Compliance (COC) / Provisional Authority to Operate (PAO)	THERMA SOUTH INC	TSI	renewal filed within	September 01, 2021	1 year	August 31, 2022	
			THERMA VISAYAS INC	TVI	19-06-M-00176V	April 15, 2019	5 years	April 14, 2024	
			THERMA LUZON INC	Pagbilao Coal Fired Thermal Power Plant	19-07-M-00040L	July 20, 2019	5 years	July 19, 2024	
			THERMA LUZON INC	Pagbilao Unit 3 Coal Fired Thermal Power Plant	18-02-M-00145L	February 20, 2018	5 years	February 19, 2023	
			GN POWER DINGININ Ltd., Co.		18-02-M-00145L	February 20, 2018	5 years	February 19, 2023	
			THERMA SOUTH INC	TSI	COC No. 20-06-S-04128M	June 16, 2020	Five (5) Years	June 20, 2025	
2	ERC	ERC Self Generating Facility Certificate of Compliance (SGF-COC)	THERMA VISAYAS INC	TVI	COC No. 19-09-S-03902V	September 20, 2019	Five (5) Years	September 19, 2024	
			THERMA LUZON INC	Pagbilao Coal Fired Thermal Power Plant					
			THERMA LUZON INC	Pagbilao Unit 3 Coal Fired Thermal Power Plant					
			GN POWER DINGININ Ltd., Co.						
			THERMA SOUTH INC	TSI					
3	ERC	Point to Point Application	THERMA VISAYAS INC	TVI		ERC Decision dated			
			THERMA LUZON INC	Pagbilao Coal Fired Thermal Power Plant				N/A	
			THERMA LUZON INC	Pagbilao Unit 3 Coal Fired Thermal Power Plant					
			GN POWER DINGININ Ltd., Co.						
			THERMA SOUTH INC	TSI					
			THERMA VISAYAS INC	TVI					

6	DOE	Certificate Of Registration (COR)	THERMA LUZON INC	Pagbilao Coal Fired Thermal Power Plant					
			THERMA LUZON INC	Pagbilao Unit 3 Coal Fired Thermal Power Plant					
			GN POWER DINGININ Ltd., Co.						
7	DOE	DOE - Memorandum of Agreement on ER 1-94	THERMA SOUTH INC	TSI		2020			
			THERMA VISAYAS INC	TVI	N/A	N/A	N/A		
			THERMA LUZON INC	Pagbilao Coal Fired Thermal Power Plant					
			THERMA LUZON INC	Pagbilao Unit 3 Coal Fired Thermal Power Plant					
			GN POWER DINGININ Ltd., Co.						
10	DOE	Certificate of Endorsement PDP (COE PDP)	THERMA SOUTH INC	TSI	09-196	September 13, 2021	September 12, 2026		
			THERMA VISAYAS INC	TVI	COE No. 2019-04-003	April 11, 2019	not indicated		
			THERMA LUZON INC	Pagbilao Coal Fired Thermal Power Plant					
			THERMA LUZON INC	Pagbilao Unit 3 Coal Fired Thermal Power Plant					
			GN POWER DINGININ Ltd., Co.						
13	BOI	Registration (COR)	THERMA SOUTH INC	TSI	2011-150	July 15, 2011			
			THERMA SOUTH INC	TSI		August 16, 2021			
			THERMA VISAYAS INC	TVI		6, 2019 (U2)			
			THERMA LUZON INC	Pagbilao Coal Fired Thermal Power Plant					

				Pagbilao Unit 3 Coal Fired Thermal Power Plant		February 14, 2018			
15	NGCP	NGCP Capability Test Certificate	THERMA LUZON INC						
			GN POWER DINGININ	GN Power Dinginin Ltd., Co.					
8	NGCP	Transmission	THERMA SOUTH INC	TSI		April 7, 2015	Ten (10) Years	April 7, 2025	
9	NGCP	Service Agreement	THERMA SOUTH INC	TSI		December 12, 2014	Ten (10) Years	December 12, 2024	
10	NGCP	Connection	THERMA SOUTH INC	TSI		November 5, 2013	Twenty (20) Years	November 5, 2033	
20	NGCP	Certificate To	THERMA SOUTH INC	TSI		January 31, 2015			
			THERMA SOUTH INC	TSI		September 02, 2019			
			THERMA VISAYAS INC	TVI		December 23, 2017			
			THERMA LUZON INC	Pagbilao Coal Fired Thermal Power Plant		October 01, 2009			
			THERMA LUZON INC	Pagbilao Unit 3 Coal Fired Thermal Power Plant					
24	WESM	WESM Registration	GN POWER DINGININ	GN Power Dinginin Ltd., Co.					
			THERMA SOUTH INC	TSI		January 22, 2016	N/A		
			THERMA VISAYAS INC	TVI		July 19, 2017	Valid until revoked/retired		
			THERMA LUZON INC	Pagbilao Coal Fired Thermal Power Plant					
			THERMA LUZON INC	Pagbilao Unit 3 Coal Fired Thermal Power Plant					
25	NWRB	Water Permit	GN POWER DINGININ	GN Power Dinginin Ltd., Co.					
			THERMA SOUTH INC	TSI	ECC Ref No. 1107-0010	September 9, 2011			
			THERMA VISAYAS INC	TVI	ECC-CO-1506-0018	August 2, 2018			

				Pagbilao Coal Fired Thermal Power Plant	ECC-CO-1311-0037	February 4, 2014			
			THERMA LUZON INC	Pagbilao Unit 3 Coal Fired Thermal Power Plant	ECC-CO-1311-0038	February 4, 2014			
26	DENR	ECC	GN POWER DINGININ	GN Power Dinginin Ltd., Co.					
27	DENR	PCO Accreditation	THERMA SOUTH INC	TSI	COA No. 2019-RXI-1092			August 22, 2022	
28	DENR	Permit to Operate (PTO)	THERMA SOUTH INC	TSI	2019-POA-F-1124-2894	July 11, 2019	5 Years	June 01, 2024	
29	DENR	Discharge Permit	THERMA SOUTH INC	TSI	2019-WDP-F-1124-2894	August 30, 2019	5Years	June 01, 2024	
			THERMA VISAYAS INC	TVI	DP-17-I-072253-020-Renewal			April 10, 2021	
30	DENR	Hazardous Waste Generator ID	THERMA SOUTH INC	TSI	HazWaste ID GR-R11-24-00	January 7, 2016			

BU	Power Plant Facility	RES LICENSE	RES LICENSE NO.	DATE OF ISSUANCE	EXPIRATION
RES	APRI	Active License	02-2020-0065RS	February 18, 2020	February 17, 2025
RES	TLI	Active License	08-2020-0071RS	August 12, 2020	August 11, 2025
RES	AESI	Active License	12-2019-0060RS	December 16, 2019	October 28, 2022
RES	ADVENT	Active License	01-2020-0061RS	January 21, 2020	December 17, 2022
RES	PRISM	Active License	01-2020-0062RS	January 1, 2020	November 21, 2022

#	ISSUING AGENCY	DOCUMENT NAME	Legal Entity	Facility Name	Permit/License No.
1	ERC	ERC Certificate of Compliance (COC) / Provisional Authority to Operate (PAO)	PV Sinag Power Inc.	Cayanga-Bugallon SPP	on-going application
			PV Sinag Power Inc.	Laoag SPP	for application 3 months
			PV Sinag Power Inc.	Laoag 2 SPP	for application 3 months
			Hedcor, Inc.	Sablan 1 HPP	not yet started
			Hedcor Benguet, Inc.	Kibungan 2 HPP	
			Aboitiz Solar Power Inc.	Calatrava SPP	not yet started
			AP Renewable Energy	Olongapo SPP	not yet started
			RE Resources, Inc.	Armenia SPP	not yet started
			RE Resources, Inc.	San Manuel SPP	not yet started
2	ERC	ERC Self Generating Facility Certificate of Compliance (SGF-COC)	PV Sinag Power Inc.	Cayanga-Bugallon SPP	on-going application (included in the COC form 1 submitted to ERC)
			PV Sinag Power Inc.	Laoag SPP	not yet started
			PV Sinag Power Inc.	Laoag 2 SPP	not yet started
			Hedcor, Inc.	Sablan 1 HPP	not yet started
			Hedcor Benguet, Inc.	Kibungan 2 HPP	
			Aboitiz Solar Power Inc.	Calatrava SPP	not yet started
			AP Renewable Energy	Olongapo SPP	not yet started
			RE Resources, Inc.	Armenia SPP	not yet started
			RE Resources, Inc.	San Manuel SPP	not yet started
3	ERC	Point to Point Application	PV Sinag Power Inc.	Cayanga-Bugallon SPP	awaiting ERC Decision
			PV Sinag Power Inc.	Laoag SPP	on-going technical pre
			PV Sinag Power Inc.	Laoag 2 SPP	not yet started
			Hedcor, Inc.	Sablan 1 HPP	on-going technical pre
			Hedcor Benguet, Inc.	Kibungan 2 HPP	on-going technical pre
			Aboitiz Solar Power Inc.	Calatrava SPP	not yet started
			AP Renewable Energy	Olongapo SPP	not yet started
			RE Resources, Inc.	Armenia SPP	not yet started
			RE Resources, Inc.	San Manuel SPP	not yet started

4	DOE	Mini Hydroelectric Power Development Operating Contract (MHPDOC)	PV Sinag Power Inc.	Cayanga-Bugallon SPP	n/a
			PV Sinag Power Inc.	Laoag SPP	n/a
			PV Sinag Power Inc.	Laoag 2 SPP	n/a
			Hedcor, Inc.	Sablan 1 HPP	n/a
			Hedcor Benguet, Inc.	Kibungan 2 HPP	
			Aboitiz Solar Power Inc.	Calatrava SPP	n/a
			AP Renewable Energy	Olongapo SPP	n/a
			RE Resources, Inc.	Armenia SPP	n/a
			RE Resources, Inc.	San Manuel SPP	n/a
5	DOE	Renewable Energy Service Contract (RESC)	PV Sinag Power Inc.	Cayanga-Bugallon SPP	SESC 2019-11-538
			PV Sinag Power Inc.	Laoag SPP	SEOC 2020-11-570
			PV Sinag Power Inc.	Laoag 2 SPP	SEOC 2021-05-583
			Hedcor, Inc.	Sablan 1 HPP	HSC 2017-08-740
			Hedcor Benguet, Inc.	Kibungan 2 HPP	HSC 2016-12-699
			Aboitiz Solar Power Inc.	Calatrava SPP	SEOC 2022-04-621
			AP Renewable Energy	Olongapo SPP	SEOC 2022-03-615
			RE Resources, Inc.	Armenia SPP	SESC 2019-12-557
			RE Resources, Inc.	San Manuel SPP	SEOC 2021-11-596
6	DOE	Certificate Of Registration (COR)	PV Sinag Power Inc.	Cayanga-Bugallon SPP	SESC 2019-11-538
			PV Sinag Power Inc.	Laoag SPP	SEOC 2020-11-570
			PV Sinag Power Inc.	Laoag 2 SPP	SEOC 2021-05-583
			Hedcor, Inc.	Sablan 1 HPP	HSC 2017-08-740
			Hedcor Benguet, Inc.	Kibungan 2 HPP	HSC 2016-12-699
			Aboitiz Solar Power Inc.	Calatrava SPP	SEOC 2022-04-621
			AP Renewable Energy	Olongapo SPP	SEOC 2022-03-615-AFI
			RE Resources, Inc.	Armenia SPP	SESC 2019-12-557-AFI
			RE Resources, Inc.	San Manuel SPP	SEOC 2021-11-596-AFI

7	DOE	DOE - Memorandum of Agreement on ER 1-94	PV Sinag Power Inc.	Cayanga-Bugallon SPP	not yet started
			PV Sinag Power Inc.	Laoag SPP	not yet started
			PV Sinag Power Inc.	Laoag 2 SPP	not yet started
			Hedcor, Inc.	Sablan 1 HPP	not yet started
			Hedcor Benguet, Inc.	Kibungan 2 HPP	not yet started
			Aboitiz Solar Power Inc.	Calatrava SPP	not yet started
			AP Renewable Energy	Olongapo SPP	not yet started
			RE Resources, Inc.	Armenia SPP	not yet started
			RE Resources, Inc.	San Manuel SPP	not yet started
8	DOE	Certificate of Declaration of Commerciality (COCO)	PV Sinag Power Inc.	Cayanga-Bugallon SPP	SCC 2021-08-108
			PV Sinag Power Inc.	Laoag SPP	n/a
			PV Sinag Power Inc.	Laoag 2 SPP	n/a
			Hedcor, Inc.	Sablan 1 HPP	HCC 2020-06-221
			Hedcor Benguet, Inc.	Kibungan 2 HPP	HCC 2021- 01-241
			Aboitiz Solar Power Inc.	Calatrava SPP	n/a
			AP Renewable Energy	Olongapo SPP	n/a
			RE Resources, Inc.	Armenia SPP	
			RE Resources, Inc.	San Manuel SPP	n/a
9	DOE	Certificate of Endorsement FIT (COE FIT)	PV Sinag Power Inc.	Cayanga-Bugallon SPP	n/a
			PV Sinag Power Inc.	Laoag SPP	n/a
			PV Sinag Power Inc.	Laoag 2 SPP	n/a
			Hedcor, Inc.	Sablan 1 HPP	n/a
			Hedcor Benguet, Inc.	Kibungan 2 HPP	
			Aboitiz Solar Power Inc.	Calatrava SPP	n/a
			AP Renewable Energy	Olongapo SPP	n/a
			RE Resources, Inc.	Armenia SPP	n/a
			RE Resources, Inc.	San Manuel SPP	n/a

10	DOE	Certificate of Endorsement PDP (COE PDP)	PV Sinag Power Inc.	Cayanga-Bugallon SPP	to be applied
			PV Sinag Power Inc.	Laoag SPP	not yet started
			PV Sinag Power Inc.	Laoag 2 SPP	not yet started
			Hedcor, Inc.	Sablan 1 HPP	not yet started
			Hedcor Benguet, Inc.	Kibungan 2 HPP	
			Aboitiz Solar Power Inc.	Calatrava SPP	not yet started
			AP Renewable Energy	Olongapo SPP	not yet started
			RE Resources, Inc.	Armenia SPP	not yet started
			RE Resources, Inc.	San Manuel SPP	not yet started
13	BOI	Certificate Of Registration (COR)	PV Sinag Power Inc.	Cayanga-Bugallon SPP	2022-088
			PV Sinag Power Inc.	Laoag SPP	on-going application
			PV Sinag Power Inc.	Laoag 2 SPP	on-going application
			Hedcor, Inc.	Sablan 1 HPP	not yet started
			Hedcor Benguet, Inc.	Kibungan 2 HPP	
			Aboitiz Solar Power Inc.	Calatrava SPP	not yet started
			AP Renewable Energy	Olongapo SPP	not yet started
			RE Resources, Inc.	Armenia SPP	not yet started
			RE Resources, Inc.	San Manuel SPP	not yet started
15	NGCP	NGCP Capability Test Certificate	PV Sinag Power Inc.	Cayanga-Bugallon SPP	during T&C on Feb 2023
			PV Sinag Power Inc.	Laoag SPP	not yet started
			PV Sinag Power Inc.	Laoag 2 SPP	not yet started
			Hedcor, Inc.	Sablan 1 HPP	not yet started
			Hedcor Benguet, Inc.	Kibungan 2 HPP	
			Aboitiz Solar Power Inc.	Calatrava SPP	not yet started
			AP Renewable Energy	Olongapo SPP	not yet started
			RE Resources, Inc.	Armenia SPP	not yet started
			RE Resources, Inc.	San Manuel SPP	not yet started
17	NGCP	NGCP - Transmission Service Agreement (TSA)	PV Sinag Power Inc.	Cayanga-Bugallon SPP	for execution
			PV Sinag Power Inc.	Laoag SPP	for execution
			PV Sinag Power Inc.	Laoag 2 SPP	for execution
			Hedcor, Inc.	Sablan 1 HPP	for execution

			Hedcor Benguet, Inc.	Kibungan 2 HPP	
			Aboitiz Solar Power Inc.	Calatrava SPP	for execution
			AP Renewable Energy	Olongapo SPP	for execution
			RE Resources, Inc.	Armenia SPP	for execution
			RE Resources, Inc.	San Manuel SPP	for execution
18	NGCP	NGCP - Metering Service Agreement (MSA)	PV Sinag Power Inc.	Cayanga-Bugallon SPP	for execution
			PV Sinag Power Inc.	Laoag SPP	for execution
			PV Sinag Power Inc.	Laoag 2 SPP	for execution
			Hedcor, Inc.	Sablan 1 HPP	for execution
			Hedcor Benguet, Inc.	Kibungan 2 HPP	
			Aboitiz Solar Power Inc.	Calatrava SPP	for execution
			AP Renewable Energy	Olongapo SPP	for execution
			RE Resources, Inc.	Armenia SPP	for execution
			RE Resources, Inc.	San Manuel SPP	for execution
19	NGCP	NGCP - Connection Agreement (CA)	PV Sinag Power Inc.	Cayanga-Bugallon SPP	for execution
			PV Sinag Power Inc.	Laoag SPP	for execution
			PV Sinag Power Inc.	Laoag 2 SPP	for execution
			Hedcor, Inc.	Sablan 1 HPP	for execution
			Hedcor Benguet, Inc.	Kibungan 2 HPP	
			Aboitiz Solar Power Inc.	Calatrava SPP	for execution
			AP Renewable Energy	Olongapo SPP	for execution
			RE Resources, Inc.	Armenia SPP	for execution
			RE Resources, Inc.	San Manuel SPP	for execution
20	NGCP	NGCP - Final Certificate To Connect (FCATC)	PV Sinag Power Inc.	Cayanga-Bugallon SPP	to secure prior COD
			PV Sinag Power Inc.	Laoag SPP	to secure prior COD
			PV Sinag Power Inc.	Laoag 2 SPP	to secure prior COD
			Hedcor, Inc.	Sablan 1 HPP	to secure prior COD
			Hedcor Benguet, Inc.	Kibungan 2 HPP	
			Aboitiz Solar Power Inc.	Calatrava SPP	to secure prior COD
			AP Renewable Energy	Olongapo SPP	to secure prior COD

			RE Resources, Inc.	Armenia SPP	to secure prior COD
			RE Resources, Inc.	San Manuel SPP	to secure prior COD
24	WESM	WESM Registration	PV Sinag Power Inc.	Cayanga-Bugallon SPP	ongoing IEMOP review
			PV Sinag Power Inc.	Laoag SPP	not yet started
			PV Sinag Power Inc.	Laoag 2 SPP	not yet started
			Hedcor, Inc.	Sablan 1 HPP	not yet started
			Hedcor Benguet, Inc.	Kibungan 2 HPP	
			Aboitiz Solar Power Inc.	Calatrava SPP	not yet started
			AP Renewable Energy	Olongapo SPP	not yet started
			RE Resources, Inc.	Armenia SPP	not yet started
			RE Resources, Inc.	San Manuel SPP	not yet started
			PV Sinag Power Inc.	Cayanga-Bugallon SPP	
			25	NWRB	Water Permit
PV Sinag Power Inc.	Laoag 2 SPP				
Hedcor, Inc.	Sablan 1 HPP	on going process			
Hedcor Benguet, Inc.	Kibungan 2 HPP	on progress			
Aboitiz Solar Power Inc.	Calatrava SPP				
AP Renewable Energy	Olongapo SPP				
RE Resources, Inc.	Armenia SPP				
RE Resources, Inc.	San Manuel SPP				
PV Sinag Power Inc.	Cayanga-Bugallon SPP				
26	DENR	ECC	PV Sinag Power Inc.	Laoag SPP	
			PV Sinag Power Inc.	Laoag 2 SPP	
			Hedcor, Inc.	Sablan 1 HPP	on going
			Hedcor Benguet, Inc.	Kibungan 2 HPP	on progress
			Aboitiz Solar Power Inc.	Calatrava SPP	
			AP Renewable Energy	Olongapo SPP	
			RE Resources, Inc.	Armenia SPP	
			RE Resources, Inc.	San Manuel SPP	
27	DENR	PCO Accreditation	PV Sinag Power Inc.	Cayanga-Bugallon SPP	
			PV Sinag Power Inc.	Laoag SPP	
			PV Sinag Power Inc.	Laoag 2 SPP	
			Hedcor, Inc.	Sablan 1 HPP	
			Hedcor Benguet, Inc.	Kibungan 2 HPP	
			Aboitiz Solar Power Inc.	Calatrava SPP	
			AP Renewable Energy	Olongapo SPP	

			RE Resources, Inc.	Armenia SPP	
			RE Resources, Inc.	San Manuel SPP	
28	DENR	Permit to Operate (PTO)	PV Sinag Power Inc.	Cayanga-Bugallon SPP	
			PV Sinag Power Inc.	Laoag SPP	
			PV Sinag Power Inc.	Laoag 2 SPP	
			Hedcor, Inc.	Sablan 1 HPP	
			Hedcor Benguet, Inc.	Kibungan 2 HPP	
			Aboitiz Solar Power Inc.	Calatrava SPP	
			AP Renewable Energy	Olongapo SPP	
			RE Resources, Inc.	Armenia SPP	
			RE Resources, Inc.	San Manuel SPP	
			PV Sinag Power Inc.	Cayanga-Bugallon SPP	
			PV Sinag Power Inc.	Laoag SPP	
PV Sinag Power Inc.	Laoag 2 SPP				
Hedcor, Inc.	Sablan 1 HPP				
Hedcor Benguet, Inc.	Kibungan 2 HPP				
Aboitiz Solar Power Inc.	Calatrava SPP				
AP Renewable Energy	Olongapo SPP				
RE Resources, Inc.	Armenia SPP				
RE Resources, Inc.	San Manuel SPP				
31	NCIP	Compliance Certificate	PV Sinag Power Inc.	Cayanga-Bugallon SPP	
			PV Sinag Power Inc.	Laoag SPP	
			PV Sinag Power Inc.	Laoag 2 SPP	
			Hedcor, Inc.	Sablan 1 HPP	
			Hedcor Benguet, Inc.	Kibungan 2 HPP	
			Aboitiz Solar Power Inc.	Calatrava SPP	
			AP Renewable Energy	Olongapo SPP	
			RE Resources, Inc.	Armenia SPP	
			RE Resources, Inc.	San Manuel SPP	

NEW POWER PLANT PROJECTS			
BU	Power Plant Facility	COC/PAO	POINT-TO-POINT
	TMI BESS	Active PAO	N/A
PV Sinag Power, Inc.	CAYANGA SOLAR	On-going application	Ongoing
PV Sinag Power, Inc.	Laoag 1 Solar		Not yet started
PV Sinag Power, Inc.	Laoag 2 Solar		Not yet started
Sinag Naraw Power, Inc.	Floridablanca Solar		Ongoing
Hedcor Benguet, Inc.	Kibungan 2 Hydro		Ongoing
APRI	Tiwi Binary		Ongoing
Hedcor, Inc.	Sablan 1 Hydro		Ongoing
CPEC	Bay BESS		with Decision

No	Name	Issuing Agency	Permit/License No.	Issuance date	Validity period	Expiration date	Status
1	Davao Light and Power Company, Inc.	DOLE	Permit To Operate - Crane And Hoist Equipment		1 year		Pending
2	Davao Light and Power Company, Inc.	BPLO	Business Permit		1 year		Complied
3	Davao Light and Power Company, Inc.	BFP	Fire Safety Inspection Certificate		1 year		Pending
4	Davao Light and Power Company, Inc.	CENRO	Solid Waste Mgt Certificate		1 year		Complied
5	Davao Light and Power Company, Inc.	BRGY 4-A	Barangay Clearance		1 year		Not Required
6	Davao Light and Power Company, Inc.	OCBO	Certificate Of Annual Inspection		1 year		Pending
7	Davao Light and Power Company, Inc.	OCBO	Occupancy Permit				Complied
8	Davao Light and Power Company, Inc.	OCBO	Building Permit	5/29/05	One-time	One-time	Complied
9	Davao Light and Power Company, Inc.	OCBO	Occupancy Permit	9/27/12	One-time	One-time	Complied
10	Davao Light and Power Company, Inc.	OCPD	Zoning Permit	9/27/12	One-time	One-time	Complied
11	Davao Light and Power Company, Inc.	OCBO	Fence Permit	3/29/05	One-time	One-time	Complied
12	Davao Light and Power Company, Inc.	OCBO	Electrical Permit	9/27/12	One-time	One-time	Complied
13	Davao Light and Power Company, Inc.	CHO	Sanitary Permit	9/27/12	One-time	One-time	Complied
14	Davao Light and Power Company, Inc.	DPWH	Mechanical Permit	6/10/22	One-time	One-time	Complied
15	Davao Light and Power Company, Inc.	DOLE	Registration Of Establishment				Pending
16	Davao Light and Power Company, Inc.	DENR	Water Discharge Permit	11/20/20	5 years	11/20/25	Complied
17	Davao Light and Power Company, Inc.	DENR	Certificate Non Coverage	8/15/16	One-time	One-time	Complied
18	Davao Light and Power Company, Inc.	DENR	HW Generator Certificate	11/13/20	One-time	One-time	Complied
19	Davao Light and Power Company, Inc.	DENR	Permit To Operate	10/9/18	5 years	09/16/2023	Complied
20	Visayan Electric Co., Inc.	BPLO	Business Permit No. 88558 (Banilad Office)	Mar 3, 2022	1 year	2023	Complied
21	Visayan Electric Co., Inc.	BPLO	Business Permit No. RO-02051-2022 (Talisay Office)	Feb 21, 2022		Dec 31, 2022	Complied
22	Visayan Electric Co., Inc.	Bureau of Customs	Bureau of Customs - Certificate of Registration	Mar 16, 2022	1 year	Mar 16, 2023	Complied
23	Visayan Electric Co., Inc.	Ecological Solid Waste Management Office	ESWM Clearance TO Operate Clearance No. CEC-02-2109-2022	Feb 21, 2022		Dec 31 2022	Complied
24	Visayan Electric Co., Inc.	Cebu City Health Department	Sanitary Permit Reg. No. NF-5833 (Franchise) - Banilad Office	June 28, 2022	6 months	Dec 31, 2022	Complied
25	Visayan Electric Co., Inc.	Cebu City Health Department	Sanitary Permit Reg. No. NF-28792 (Services) - Banilad Office	June 28, 2022	6 months	Dec 31, 2022	Complied
26	Visayan Electric Co., Inc.	Bureau of Fire Protection	Fire Safety Inspection Certificate FSIC No. R07-798534 (Banilad Office)	May 26, 2022	1 year	May 26 2023	Complied
27	Visayan Electric Co., Inc.	Bureau of Fire Protection	Fire Safety Inspection Certificate FSIC No. R07-612963 (Talisay Office)	Jul 5, 2022	1 year	Jul 5, 2023	Complied
28	Visayan Electric Co., Inc.	DENR	Permit to Operate (No. POA-19-C-072249)	Oct 30, 2019		Mar 12, 2023	Complied
29	Visayan Electric Co., Inc.	DENR	Permit to Operate (No. PTO-OL-R07-2022-04098-R)	Jun 16, 2022	5 years	Jun 16, 2027	Complied
30	Visayan Electric Co., Inc.	Office of the Building Official	Building Permit No. 2206000361	Jun 14, 2022		One-time	Complied
31	Visayan Electric Co., Inc.	Office of the Building Official	Certificate of Operation: Machinery Pressure Vessel	Apr 19, 2022		Jan 2, 2023	Complied
32	Visayan Electric Co., Inc.	Office of the Building Official	Certificate of Operation: Machinery Overhead Crane	Apr 19, 2022		Mar 9, 2023	Complied

33	Visayan Electric Co., Inc.	City Health Office	Sanitary Permit No. 1706-2022 (Non-Food) Talisay Office	Feb 21, 2022		Dec 31, 2022	Complied
34	Visayan Electric Co., Inc.	CCENRO	Certificate of Compliance - Permit No. 88558	Feb 14, 2022		CY 2022	Complied
35	Lima Enerzone Corporation	DENR	Certificate of Non-Coverage CNC-OL-R4A-2016-02-04197				
36	Lima Enerzone Corporation		Permit to Operate Air Pollution Source and Control Installations No. 2019-POA-0410-1940	6 June 2019		Until February 2024	
37	Lima Enerzone Corporation	PEZA	Certificate of Registration No. 98-02-U	21 May 1998			
38	Lima Enerzone Corporation	IEMOP/PEMC	WESM Registration	20 July 2020			
39	Malvar Enerzone Corporation	DENR	Certificate of Non-Coverage CNC-OL-R4A-2018-09-01965	19 October 2018			
40	Malvar Enerzone Corporation	PEZA	Certificate of Registration No. 17-190	23 November 2017			
41	Malvar Enerzone Corporation	IEMOP/PEMC	WESM Registration	3 November 2020			
42	Mactan Enerzone Corporation	DENR	Certificate of Non-Coverage CNC-R07-1002-0042	11 February 2010			
43	Mactan Enerzone Corporation	PEZA	Certificate of Registration No. 07-04-U	8 May 2007			
44	Mactan Enerzone Corporation	IEMOP/PEMC	WESM Registration	2010			
45	Balamban Enerzone Corporation	DENR	Certificate of Non-Coverage No. CNC-R07-0910-0049	4 November 2009			
46	Balamban Enerzone Corporation	PEZA	Certificate of Registration No. 07-03-U	8 May 2007			
47	Balamban Enerzone Corporation	IEMOP/PEMC	WESM Registration	7 June 2016			
48	Subic Enerzone Corporation	DENR	ECC No. ECC-OL-R03-2020-0372 Permit to Operate Air Pollution Source and Control Installations No. PTO-OL-R03-2020-02487	26 August 2020			24 November 2025
49	Lima Enerzone Corporation	DENR	Certificate of Non-Coverage CNC-OL-R4A-2016-02-04197 Permit to Operate Air Pollution Source and Control Installations No. 2019-POA-0410-1940	6 June 2019		Until February 2024	
		PEZA	Certificate of Registration No. 98-02-U	21 May 1998			
		IEMOP/PEMC	WESM Registration	20 July 2020			
50	Malvar Enerzone Corporation	DENR	Certificate of Non-Coverage CNC-OL-R4A-2018-09-01965	19 October 2018			
		PEZA	Certificate of Registration No. 17-190	23 November 2017			
		IEMOP/PEMC	WESM Registration	3 November 2020			
51	Mactan Enerzone Corporation	DENR	Certificate of Non-Coverage CNC-R07-1002-0042	11 February 2010			
		PEZA	Certificate of Registration No. 07-04-U	8 May 2007			
		IEMOP/PEMC	WESM Registration	2010			
52	Balamban Enerzone Corporation	DENR	Certificate of Non-Coverage No. CNC-R07-0910-0049	4 November 2009			
		PEZA	Certificate of Registration No. 07-03-U	8 May 2007			
		IEMOP/PEMC	WESM Registration	7 June 2016			

Luzon Project

#	DOCUMENT NAME	Legal Entity	Permit/License No.	Issuance Date
1	License to Sell	Ajoya Cabanatuan	LTS No. 032673	July 09, 2018
		Ajoya Pampanga	LTS No. 034232	June 03, 2019
		Ajoya Capas	LTS No. 034125	August 14, 2018
		TVL Lipa (Brook)	LTS No. 034363	April 04, 2019
		TVL Lipa (Sierra)	LTS No. 034364	April 04, 2019
		TVL Malvar (Sierra)	LTS No. 034359	March 29, 2019
		TVL Meadow	LTS No. 814	August 03, 2022
		Seafront Residences	LTS No. 032051	March 01, 2017
		Seafront Villas	LTS No. 033943	October 05, 2018
2	Certificate of Registration	Ajoya Cabanatuan	CR No. 029031	July 09, 2018
		Ajoya Pampanga	CR No. 029684	June 03, 2019
		Ajoya Capas	CR No. 029057	August 14, 2018
		TVL Lipa (Brook)	CR No. 029773	April 04, 2019
		TVL Lipa (Sierra)	CR No. 029774	April 04, 2019
		TVL Malvar (Sierra)	CR No. 029769	March 29, 2019
		TVL Meadow	CR No. 636	August 03, 2022
		Seafront Residences	CR No. 027830	March 01, 2017
		Seafront Villas	CR No. 029333	October 05, 2018
3	Development Permit	Ajoya Cabanatuan	DP No. 31-020-2016	April 19, 2018
		Ajoya Pampanga	DP No. 2019-072	May 09, 2019
		Ajoya Capas	DP No. 2018-00	May 25, 2018
		TVL Lipa (Brook)	TVL Lipa Docs	Village 1, 2, and 3 March 1, 2019
		TVL Lipa (Sierra)	TVL Lipa Docs	Village 1, 2, and 3 March 1, 2019
		TVL Malvar (Sierra)	DP No. 001-2018	December 14, 2018
		TVL Meadow	TVL Lipa Docs	Village 1, 2, and 3 March 1, 2019
		Seafront Residences	DP No. 16-03-002	July 15, 2016
		Seafront Villas	DP No. 18-07-012	July 16, 2018
		Ajoya Cabanatuan	PAIC Resolution No. 017-2016	December 13, 2016

4	Preliminary Approval and Locational Clearance	Ajaya Pampanga	PAIC Resolution No. 031-2019	May 06, 2019
		Ajaya Capas	<u>PAIC No. 2018-002</u>	May 18, 2018
		TVL Lipa (Brook)	<u>TVL Lipa Docs</u>	Village 1, 2, and 3 January 17, 2019
		TVL Lipa (Sierra)	<u>TVL Lipa Docs</u>	Village 1, 2, and 3 January 17, 2019
		TVL Malvar (Sierra)	<u>PAIC No. 001-2018</u>	43448
		TVL Meadow	<u>TVL Lipa Docs</u>	Village 1, 2, and 3 January 17, 2019
		Seafront Residences	<u>PAIC No. 31-2016</u>	July 15, 2016
		Seafront Villas		
5	ECC	Ajaya Cabanatuan	ECC-OI-R03-2016-	October 10, 2016
		Ajaya Pampanga	ECC-R03-0215-2019-	March 01, 2019
		Ajaya Capas	<u>ECC-OI-R3-2016-165</u>	July 26, 2016
		TVL Lipa (Brook)	<u>ECC-R4A-1810-0293</u>	October 31, 2018
		TVL Lipa (Sierra)	<u>ECC-R4A-1810-0293</u>	October 31, 2018
		TVL Malvar (Sierra)	<u>ECC-R4A-1810-0293</u>	October 31, 2018
		TVL Meadow	<u>ECC-R4A-1810-0293</u>	October 31, 2018
		Seafront Residences	<u>ECC-R4A-1607-0224</u>	July 15, 2016
Seafront Villas	<u>ECC-R4A-1808-0224</u>	August 10, 2018		
6	DAR Conversion	Ajaya Cabanatuan		
		Ajaya Pampanga		
		Ajaya Capas	✓	May 02, 2016
		TVL Lipa (Brook)		
		TVL Lipa (Sierra)		
		TVL Malvar (Sierra)		
		TVL Meadow		
		Seafront Residences	✓	June 28, 2018
Seafront Villas	✓	June 28, 2018		

LUZON Projects

Project	License to Sell	Certificate of Registration	LTS & CR Date of Release	LTS Conditions	Development Permit	DP Date of Release	Preliminary Approval and Locational Clearance	PAIC Date of Release	ECC	ECC Date of Release	DAR Conversion	DAR Date of Release
Ajaya Cabanatuan	<u>LTS No. 032673</u>	<u>CR No. 029031</u>	July 09, 2018	Site Dev Completion December 2021	DP No. 31-020-2016	April 19, 2018	<u>PAIC Resolution No. 017-2016</u>	December 13, 2016	ECC-OI-R03-2016-0240	October 10, 2016		
Ajaya Pampanga	<u>LTS No. 034232</u>	<u>CR No. 029684</u>	June 03, 2019	Site Dev Completion July 2027	DP No. 2019-072	May 09, 2019	<u>PAIC Resolution No. 031-2019</u>	May 06, 2019	ECC-R03-0215-2019-4783	March 01, 2019		
Ajaya Capas	<u>LTS No. 034125</u>	<u>CR No. 029057</u>	August 14, 2018	Site Dev Completion December 2021	<u>DP No. 2018-00</u>	May 25, 2018	<u>PAIC No. 2018-002</u>	May 18, 2018	<u>ECC-OI-R3-2016-165</u>	July 26, 2016	✓	May 02, 2016

Aboitiz Land Business Permit	33063	October 21, 2022	December 31, 2022	City of Cebu								
---	-------	------------------	-------------------	--------------	--	--	--	--	--	--	--	--

No	Name	Regulatory body that issued the license/permit	Permit/License No.	Issuance date	Validity period	Expiration date
1	ECC (Pilmico Animal Nutrition Corporation Nucleus Farm)	DENR - Dept. of Environment and Natural Resources	03TA-0703 10-056-116A	May 3, 2007	N/A (one time permit)	N/A (one time permit)
2	ECC (Pilmico Animal Nutrition Corporation Breeder Farm 1)	DENR - Dept. of Environment and Natural Resources	III-9708-005-116A Am.	Sep 23, 2016 (Amended)	N/A (one time permit)	N/A (one time permit)
3	ECC (Pilmico Animal Nutrition Corporation Nursery Farm 1)	DENR - Dept. of Environment and Natural Resources	R03-1203-0102	July 5, 2012	N/A (one time permit)	N/A (one time permit)
4	ECC (Pilmico Animal Nutrition Corporation Breeder Farm 2)	DENR - Dept. of Environment and Natural Resources	R03-1507-0294	Aug 9, 2018	N/A (one time permit)	N/A (one time permit)
5	ECC (Pilmico Animal Nutrition Corporation Nursery Farm 2)	DENR - Dept. of Environment and Natural Resources	R03-1507-0294	Aug 9, 2018	N/A (one time permit)	N/A (one time permit)
6	ECC (Pilmico Animal Nutrition Corporation Breeder and Nursery Farm 3)	DENR - Dept. of Environment and Natural Resources	R03-09072021-5137	Sep 13, 2021	N/A (one time permit)	N/A (one time permit)
7	ECC (Pilmico Animal Nutrition Corporation Growfin Farm 1)	DENR - Dept. of Environment and Natural Resources	R03-1203-0103	Apr 3, 2018 (Amended)	N/A (one time permit)	N/A (one time permit)
8	ECC (Pilmico Animal Nutrition Corporation Growfin Farm 2)	DENR - Dept. of Environment and Natural Resources	III-9805-009-116A	Apr 3, 2018 (Amended)	N/A (one time permit)	N/A (one time permit)
9	ECC (Pilmico Animal Nutrition Corporation Growfin Farm 3)	DENR - Dept. of Environment and Natural Resources	03TA-0708-06371-116A	Apr 3, 2018 (Amended)	N/A (one time permit)	N/A (one time permit)
10	ECC (Pilmico Animal Nutrition Corporation Growfin Farm 4)	DENR - Dept. of Environment and Natural Resources	R03-1003-0091	Apr 3, 2018 (Amended)	N/A (one time permit)	N/A (one time permit)
11	ECC (Pilmico Animal Nutrition Corporation Growfin Farm 5)	DENR - Dept. of Environment and Natural Resources	R03-1101-0011	Apr 3, 2018 (Amended)	N/A (one time permit)	N/A (one time permit)
12	ECC (Pilmico Animal Nutrition Corporation Growfin Farm 6)	DENR - Dept. of Environment and Natural Resources	III-9612-345-116A Am.	Sep 23, 2016 (Amended)	N/A (one time permit)	N/A (one time permit)
13	ECC (Pilmico Animal Nutrition Corporation Growfin Farm 7)	DENR - Dept. of Environment and Natural Resources	R03-1503-0105	Apr 2, 2018 (Amended)	N/A (one time permit)	N/A (one time permit)
14	ECC (Pilmico Animal Nutrition Corporation Growfin Farm 8)	DENR - Dept. of Environment and Natural Resources	R03-1507-0297	Apr 3, 2018 (Amended)	N/A (one time permit)	N/A (one time permit)
15	ECC (Pilmico Animal Nutrition Corporation Growfin Farm 9)	DENR - Dept. of Environment and Natural Resources	R03-0726 2016-3916	Aug 3, 2016	N/A (one time permit)	N/A (one time permit)
16	ECC (Pilmico Animal Nutrition Corporation Growfin Farm 10)	DENR - Dept. of Environment and Natural Resources	R03-0726 2016-3916	Aug 3, 2016	N/A (one time permit)	N/A (one time permit)
17	ECC (Pilmico Animal Nutrition Corporation Growfin Farm 11)	DENR - Dept. of Environment and Natural Resources	R03-08162017-4226	Jan 25, 2018	N/A (one time permit)	N/A (one time permit)
18	ECC (Pilmico Animal Nutrition Corporation Growfin Farm 12)	DENR - Dept. of Environment and Natural Resources	R03-08092018-4569	Aug 20, 2018	N/A (one time permit)	N/A (one time permit)

19	ECC (Pilmico Animal Nutrition Corporation Poultry Layer Farm)	DENR - Dept. of Environment and Natural Resources	R03-1507-0295	Sep 22, 2015	N/A (one time permit)	N/A (one time permit)
20	ECC (Pilmico Animal Nutrition Corporation Poultry Rearing Farm)	DENR - Dept. of Environment and Natural Resources	R03-1507-0294	Aug 9, 2018	N/A (one time permit)	N/A (one time permit)
21	Certificate of Registration (Pilmico Animal Nutrition Corporation Nucleus Farm)	DOLE - Dept. of Labor and Employment	R0306-19067-RE-III-018	Jun 13, 2019	N/A (one time permit)	N/A (one time permit)
22	Certificate of Registration (Pilmico Animal Nutrition Corporation Breeder Farm 1)	DOLE - Dept. of Labor and Employment	R0306-19067-RE-III-019	Jun 13, 2019	N/A (one time permit)	N/A (one time permit)
23	Certificate of Registration (Pilmico Animal Nutrition Corporation Nursery Farm 1)	DOLE - Dept. of Labor and Employment	R0306-19067-RE-III-020	Jun 13, 2019	N/A (one time permit)	N/A (one time permit)
24	Certificate of Registration (Pilmico Animal Nutrition Corporation Breeder Farm 2)	DOLE - Dept. of Labor and Employment	R0306-19067-RE-III-021	Jun 13, 2019	N/A (one time permit)	N/A (one time permit)
25	Certificate of Registration (Pilmico Animal Nutrition Corporation Nursery Farm 2)	DOLE - Dept. of Labor and Employment	R0306-19067-RE-III-022	Jun 13, 2019	N/A (one time permit)	N/A (one time permit)
26	Certificate of Registration (Pilmico Animal Nutrition Corporation Breeder and Nursery Farm 3)	DOLE - Dept. of Labor and Employment	R0305-NE-2207-RE-III-09	Jul 5, 2022	N/A (one time permit)	N/A (one time permit)
27	Certificate of Registration (Pilmico Animal Nutrition Corporation Growfin Farm 1)	DOLE - Dept. of Labor and Employment	R0306-19067-RE-III-009	Jun 13, 2019	N/A (one time permit)	N/A (one time permit)
28	Certificate of Registration (Pilmico Animal Nutrition Corporation Growfin Farm 2)	DOLE - Dept. of Labor and Employment	R0306-19067-RE-III-008	Jun 13, 2019	N/A (one time permit)	N/A (one time permit)
29	Certificate of Registration (Pilmico Animal Nutrition Corporation Growfin Farm 3)	DOLE - Dept. of Labor and Employment	R0306-19067-RE-III-007	Jun 13, 2019	N/A (one time permit)	N/A (one time permit)
30	Certificate of Registration (Pilmico Animal Nutrition Corporation Growfin Farm 4)	DOLE - Dept. of Labor and Employment	R0306-19067-RE-III-010	Jun 13, 2019	N/A (one time permit)	N/A (one time permit)
31	Certificate of Registration (Pilmico Animal Nutrition Corporation Growfin Farm 5)	DOLE - Dept. of Labor and Employment	R0306-19067-RE-III-011	Jun 13, 2019	N/A (one time permit)	N/A (one time permit)
32	Certificate of Registration (Pilmico Animal Nutrition Corporation Growfin Farm 6)	DOLE - Dept. of Labor and Employment	R0306-19067-RE-III-012	Jun 13, 2019	N/A (one time permit)	N/A (one time permit)
33	Certificate of Registration (Pilmico Animal Nutrition Corporation Growfin Farm 7)	DOLE - Dept. of Labor and Employment	R0306-19067-RE-III-013	Jun 13, 2019	N/A (one time permit)	N/A (one time permit)
34	Certificate of Registration (Pilmico Animal Nutrition Corporation Growfin Farm 8)	DOLE - Dept. of Labor and Employment	R0306-19067-RE-III-014	Jun 13, 2019	N/A (one time permit)	N/A (one time permit)
35	Certificate of Registration (Pilmico Animal Nutrition Corporation Growfin Farm 9)	DOLE - Dept. of Labor and Employment	R0306-19067-RE-III-015	Jun 13, 2019	N/A (one time permit)	N/A (one time permit)
36	Certificate of Registration (Pilmico Animal Nutrition Corporation Growfin Farm 10)	DOLE - Dept. of Labor and Employment	R0306-19067-RE-III-016	Jun 13, 2019	N/A (one time permit)	N/A (one time permit)
37	Certificate of Registration (Pilmico Animal Nutrition Corporation Growfin Farm 11)	DOLE - Dept. of Labor and Employment	R0306-19067-RE-III-017	Jun 13, 2019	N/A (one time permit)	N/A (one time permit)

38	Certificate of Registration (Pilmico Animal Nutrition Corporation Growfin Farm 12)	DOLE - Dept. of Labor and Employment	R)3306-2306-RE-III-014	Jun 30, 2023	N/A (one time permit)	N/A (one time permit)
39	Certificate of Registration (Pilmico Animal Nutrition Corporation Poultry Layer Farm)	DOLE - Dept. of Labor and Employment	R0306-19067-RE-III-023	Jun 13, 2019	N/A (one time permit)	N/A (one time permit)
40	Certificate of Registration (Pilmico Animal Nutrition Corporation Poultry Rearing Farm)	DOLE - Dept. of Labor and Employment	R0306-19067-RE-III-024	Jun 13, 2019	N/A (one time permit)	N/A (one time permit)
41	Business Permit (Pilmico Animal Nutrition Corporation_Breeder Farm 1)	LGU Capas- Business Permit and Licensing Office	Business Permit # 2023-496	01/18/2023	one year	12/31/2023
42	Business Permit (Pilmico Animal Nutrition Corporation_Nursery Farm 1)	LGU Capas- Business Permit and Licensing Office	Business Permit # 2023-496	01/18/2023	one year	12/31/2023
43	Business Permit (Pilmico Animal Nutrition Corporation Nucleus)	LGU Capas- Business Permit and Licensing Office	Business Permit # 2023-496	01/18/2023	one year	12/31/2023
44	Business Permit (Pilmico Animal Nutrition Corporation Growfin Farm 1)	LGU Capas- Business Permit and Licensing Office	Business Permit # 2023-496	01/18/2023	one year	12/31/2023
45	Business Permit (Pilmico Animal Nutrition Corporation Growfin Farm 2)	LGU Capas- Business Permit and Licensing Office	Business Permit # 2023-496	01/18/2023	one year	12/31/2023
46	Business Permit (Pilmico Animal Nutrition Corporation Growfin Farm 3)	LGU Capas- Business Permit and Licensing Office	Business Permit # 2023-496	01/18/2023	one year	12/31/2023
47	Business Permit (Pilmico Animal Nutrition Corporation Growfin Farm 4)	LGU Capas- Business Permit and Licensing Office	Business Permit # 2023-496	01/18/2023	one year	12/31/2023
48	Business Permit (Pilmico Animal Nutrition Corporation Growfin Farm 6)	LGU Capas- Business Permit and Licensing Office	Business Permit # 2023-496	01/18/2023	one year	12/31/2023
49	Business Permit (Pilmico Animal Nutrition Corporation Growfin Farm 5)	LGU Concepcion - Business Permit and Licensing Office	Business Permit # 1025	02/22/2023	one year	12/31/2023
50	Business Permit (Pilmico Animal Nutrition Corporation Growfin Farm 7)	LGU Concepcion - Business Permit and Licensing Office	Business Permit # 1024	02/22/2023	one year	12/31/2023
51	Business Permit (Pilmico Animal Nutrition Corporation_Breeder Farm 2)	LGU Tarlac - Business Permit and Licensing Office	Business Plate # 7927	April 2023	one year	12/31/2023
52	Business Permit (Pilmico Animal Nutrition Corporation_Nursery Farm 2)	LGU Tarlac - Business Permit and Licensing Office	Business Plate # 7927	April 2023	one year	12/31/2023
53	Business Permit (Poultry)	LGU Tarlac - Business Permit and Licensing Office	Business Plate # 7927	April 2023	one year	12/31/2023
54	Business Permit (Pilmico Animal Nutrition Corporation Growfin Farm 8)	LGU Tarlac - Business Permit and Licensing Office	Business Plate # 7926	April 2023	one year	12/31/2023
55	Business Permit (Pilmico Animal Nutrition Corporation Growfin Farm 9)	LGU Tarlac - Business Permit and Licensing Office	Business Plate # 7926	April 2023	one year	12/31/2023
56	Business Permit (Pilmico Animal Nutrition Corporation Growfin Farm 10)	LGU Tarlac - Business Permit and Licensing Office	Business Plate # 7943	April 2023	one year	12/31/2023
57	Business Permit (Pilmico Animal Nutrition Corporation Growfin Farm 11)	LGU Tarlac - Business Permit and Licensing Office	Business Plate # 7943	April 2023	one year	12/31/2023

58	Business Permit (Pilmico Animal Nutrition Corporation_Breeder Farm 3)	LGU Talugtug, NE - Business Permit and Licensing Office	2023-376	June 21, 2022	one year	12/31/2023
59	Business Permit (Pilmico Animal Nutrition Corporation_Growfin Farm 12)	LGU Tarlac - Business Permit and Licensing Office		June 2023	one year	12/31/2023
59	ECC (Pilmico Animal Nutrition Corporation Tarlac Meats Master)	DENR - Dept. of Environment and Natural Resources	R03-03092018-4414	03/19/2018	N/A (one time permit)	N/A (one time permit)
60	Certificate of Registration (Pilmico Animal Nutrition Corporation Tarlac Meat Masters)	DOLE - Dept. of Labor and Employment	RO 306-1911-RE-III-013	11/08/2019	N/A (one time permit)	N/A (one time permit)
61	Business Permit (Pilmico Animal Nutrition Corporation Tarlac Meat Masters)	LGU Bamban - Business Permit and Licensing Office	BP# 2023-440	02/22/2023	one year	12/31/2023
62	Sanitary Permit (Pilmico Animal Nutrition Corporation Tarlac Meat Masters)	LGU Bamban - Municipal Health Office	-	01/03/2023	one year	12/31/2023
63	Fire Safety Inspection Certificate (Pilmico Animal Nutrition Corporation Tarlac Meat Masters)	Bureau of Fire Protection - RO III (Bamban)	FSCI No. R 03-801-0863-S2022	11/28/2022	one year	10/14/2023
64	Water Permit (Pilmico Animal Nutrition Corporation Tarlac Meat Masters)	National Water Resources Board - Quezon City	025780CWP No. 01-20-21-108	1/20/2022	annual payment only	12/31/2023
65	License to Operate as Food Trader (Pilmico Animal Nutrition Corporation-PANC Building, Brgy., Sto Domingo II, Capas, Tarlac)	Food and Drug Administration - Civic Drive, Filinvest City, Alabang, Muntinlupa City, Philippines	LTO-000002794065	03/23/2020	five years	03/23/2025
66	License to Operate as Food Importer Exporter Wholesaler (Pilmico Animal Nutrition Corporation-PANC Building, Brgy., Sto Domingo II, Capas, Tarlac)	Food and Drug Administration - Civic Drive, Filinvest City, Alabang, Muntinlupa City, Philippines	LTO-000003206677	08/16/2020	five years	08/16/2025
67	License to Operate engaged in Meat Cutting / Fabrication for Domestic Trade (Pimico Animal Nutrition Corporation - Sitio Bilo, Brgy. Lourdes, Bamban, Tarlac, 2317)	National Meat Inspection Service - No. 4 Visayas Ave., Brgy. Vasra, Quezon City, 1128 Philippines	MCP-173-AA	09/21/22	one year	09/21/23
68	License to Operate as Cold Storage Warehouse (Pimico Animal Nutrition Corporation - Sitio Bilo, Brgy. Lourdes, Bamban, Tarlac, 2317)	National Meat Inspection Service - No. 4 Visayas Ave., Brgy. Vasra, Quezon City, 1128 Philippines	NMIS-CSW-0688-AA	09/22/22	1.5 yrs	04/01/24
69	License to Operate engaged in Slaughtering of Hogs for Domestic and International Trade (Pimico Animal Nutrition Corporation - Sitio Bilo, Brgy. Lourdes, Bamban, Tarlac, 2317)	National Meat Inspection Service - No. 4 Visayas Ave., Brgy. Vasra, Quezon City, 1128 Philippines	SH-1076-AAA	09/04/22	three years	09/04/25
70	License to Import (Pilmico Animal Nutrition Corporation - Aboitiz Corporate Center, Gov. Manuel A Cuenco Avenue, Kasambagan, Cebu City, 6000)	National Meat Inspection Service - No. 4 Visayas Ave., Brgy. Vasra, Quezon City, 1128 Philippines	MIT-543-22	07/20/22	three years	07/20/25
71	Business Permit (Pilmico Animal Nutrition Corporation - The Good Meat, Suite 1-B Parc Plaza Blk 13 Lot 8 E. Rodriguez Jr., Ave., Libis E. Rodriguez 3)	Quezon City, Metro Manila	21-906981	03/31/22	one year	03/31/23

72	Sanitary Permit (Pilmico Animal Nutrition Corporation - The Good Meat, Suite 1-B Parc Plaza Blk 13 Lot 8 E. Rodriguez Jr., Ave., Libis E. Rodriguez 3)	Quezon City, Metro Manila	F-D3-2022-040453	04/12/22	one year	02/03/22
73	Business Permit (Pilmico Animal Nutrition Corporation - The Good Meat, Unit 104 G/F President Arcade Building 65 Presidents Ave., BF Homes	City Government of Paranaque	2018100149	02/04/2023	1 year	12/31/23
74	Sanitation Permit (Pilmico Animal Nutrition Corporation - The Good Meat, Unit 104 G/F President Arcade Building 65 Presidents Ave., BF Homes	Office of the City Health Officer, City of Paranaque	BF-05252-23	02/03/2023	1 year	12/31/23
75	Business Permit (Pilmico Animal Nutrition Corporation - The Good Meat, 690 Crm Ave., Almanza Uno, Las Pinas City)	Las Pinas City	2022071417	01/20/23	1 year	12/31/23
76	Sanitary Permit (Pilmico Animal Nutrition Corporation -The Good Meat, 690 Crm Ave., Almanza Uno, Las Pinas City)	Las Pinas City, Health Office	2022008128	08/08/22	1 year	12/31/22
77	Business Permit (Pilmico Animal Nutrition Corporation -The Good Meat,Unit C GF LKE Bldg. Visayas, Ave., Vasra)	Quezon City, Metro Manila	22-909756	10/10/22	1 year	10/10/23
78	Sanitary Perrmit to Operate (Pilmico Animal Nutrition Corporation -The Good Meat,Unit C GF LKE Bldg. Visayas, Ave., Vasra)	Environmental Sanitation Division, Quezon City, Metro Manila	F-D1-2022-042393	10/29/22	1 yr	10/28/23
79	Business Permit (Pilmico Animal Nutrition Corporation -The Good Meat, Bldg. B, Lima Square Business Loop Special Economic Zone Santiago Calabarzon 3rd District 4233 Malvar Batangas)	Malvar City, Batangas	2023-1972	06/26/23	1 yr	12/31/23
80	Sanitary Permit to Operate (Pilmico Animal Nutrition Corporation -The Good Meat, Bldg. B, Lima Square Business Loop Special Economic Zone Santiago Calabarzon 3rd District 4233 Malvar Batangas)	Office of the Municipal Health Officer, City of Malvar	1887-2023	06/26/23	1 yr	12/31/23
81	Certificate of Registration (Pilmico Animal Nutrition Corporation, Sitio Bilo, Lourdes, Bamban, Tarlac, 2317)	BIR Revenue District Office No. 123, LT Division - CEBU	123RC20200000000031	06/22/22	NA	NA

No	Name	Regulatory body that issued the license/permit	Permit/License No.	Issuance date	Validity period	Expiration date
1	Environmental Compliance Certificate (ECC) Tarlac Feedmill	DENR-EMB Region 3 (Dept. of Environment and Natural Resources - Environmental Management Bureau Region 3)	III-9708-063-122A	May 12, 2021	N/A (one time permit)	N/A (one time permit)
2	Certificate of Registration Tarlac Feedmill	DOLE - Dept. of Labor and Employment	RO306-1212-RE-III-001	Dec 5, 2012	N/A (one time permit)	N/A (one time permit)
3	Business Permit Tarlac Feedmill	LGU Capas - Business Permit and Licensing Office	2023-564	Jan 19,, 2023	one year	12/31/2023

No	Name of Food Group Business Unit	Name of Permit	Regulatory body that issued the license/permit	Permit/License No.	Issuance date	Validity period	Expiration date	Relevant Food Group entity	
1		Business Permit	Business Permits & Licensing Office (City of Makati)	42259	January 29, 2022	1 year	December 31, 2022		
2	Aboitiz FeedAll Holdings, Inc.	Certificate of incorporation (Aboitiz FeedAll Holdings, Inc.)	Securities and Exchange Commission	2022070058579-48	July 5, 2022	Perpetual		Aboitiz FeedAll Holdings, Inc.	
3	Pilmico Foods Corporation	Certificate of incorporation (Pilmico Foods Corporation)	Securities and Exchange Commission	14290	Original: August 8, 1958 Latest amendment: October 8, 2015	50 years from August 8, 2008	August 8, 2058	Pilmico Foods Corporation	
4	Pilmico Animal Nutrition Corporation	Certificate of incorporation (Pilmico Animal Nutrition Corporation)	Securities and Exchange Commission	A199711127	Original: June 24, 1997 Latest amendment: Dec. 7, 2021	perpetual		Pilmico Animal Nutrition Corporation	
5	Filagri, Inc.	Certificate of incorporation (Filagri, Inc.)	Securities and Exchange Commission	A1997-14550	Original: July 30, 1997 Latest amendment: January 26, 2012	50 years	July 30, 2047	Filagri, Inc.	
6	Filagri Holdings, Inc.	Certificate of incorporation (Filagri Holdings, Inc.)	Securities and Exchange Commission	A199708716	Original: July 3, 1997 Latest amendment: December 5, 2013	50 years	July 3, 2047	Filagri Holdings, Inc.	
7	Pilmico Bioenergy Inc.	Certificate of Incorporation	Securities and Exchange Commission	CS201025489	22-Apr-10	50 years	21-Apr-60		
8	Pilmico Foods Corp Iligan	Business Permit - Feeds Producer	LGU - Iligan City	BP - 2023 - 08117 - 0	24-Feb-23	1 year	31-Dec-23	Pilmico Foods Corp Iligan	
9	Pilmico Foods Corp Iligan	Business Permit - Flour Milling - Local & Export	LGU - Iligan City	BP - 2023 - 08113 - 0	24-Feb-23	1 year	31-Dec-23	Pilmico Foods Corp Iligan	
10	Pilmico Foods Corp Iligan	Business Permit - Commodity Goods Importer	LGU - Iligan City	BP - 2023 - 08115 - 0	24-Feb-23	1 year	31-Dec-23	Pilmico Foods Corp Iligan	
11	Pilmico Foods Corp Iligan	Business Permit - Aircraft Rental	LGU - Iligan City	BP - 2023 - 08116 - 0	24-Feb-23	1 year	31-Dec-23	Pilmico Foods Corp Iligan	
12	Pilmico Foods Corp Iligan	Business Permit - Business Support Services	LGU - Iligan City	BP - 2023 - 08114 - 0	24-Feb-23	1 year	31-Dec-23	Pilmico Foods Corp Iligan	
13	Pilmico Foods Corp Iligan	LTO - Feed Ingredient Manufacturer	Dept. of Agri. - Bureau of Animal Industry	FM 358	01-Jan-23	1 year	31-Dec-23	Pilmico Foods Corp Iligan	
14	Pilmico Foods Corp Iligan	LTO - Feed Importer	Dept. of Agri. - Bureau of Animal Industry	IM 870	01-Jan-23	1 year	31-Dec-23	Pilmico Foods Corp Iligan	
15	Pilmico Foods Corp Iligan	LTO - Feed Exporter	Dept. of Agri. - Bureau of Animal Industry	Ex 068	01-Jan-23	1 year	31-Dec-23	Pilmico Foods Corp Iligan	
16	Pilmico Foods Corp Iligan	LTO - Commercial Mixed Feeds Manufacturer	Dept. of Agri. - Bureau of Animal Industry	M - 42	01-Jan-23	1 year	31-Dec-23	Pilmico Foods Corp Iligan	
17	Pilmico Foods Corp Iligan	LTO - Commercial Feeds Distributor	Dept. of Agri. - Bureau of Animal Industry	D - 12 - 808	01-Jan-23	1 year	31-Dec-23	Pilmico Foods Corp Iligan	
18	Pilmico Foods Corp Iligan	LTO - Feed Ingredient Supplier	Dept. of Agri. - Bureau of Animal Industry	S - 20 - 1153	01-Jan-23	1 year	31-Dec-23	Pilmico Foods Corp Iligan	
19	Pilmico Foods Corp Iligan	LTO - Commercial Feed Trader	Dept. of Agri. - Bureau of Animal Industry	CFT - 20 - 098	01-Jan-23	1 year	31-Dec-23	Pilmico Foods Corp Iligan	
20	Pilmico Foods Corp Iligan	Certification of Veterinary Drug and Products - Distributor / Importer	Dept. of Agri. - Bureau of Animal Industry	VDAPDI - 09 - 121	09-Mar-22	2 years	18-Mar-24	Pilmico Foods Corp Iligan	
21	Pilmico Foods Corp Iligan	Certification of Veterinary Drug and Products - Trader	Dept. of Agri. - Bureau of Animal Industry	VDAPT - 19 - 090	08-Mar-22	2 years	29-Mar-24	Pilmico Foods Corp Iligan	
22	Pilmico Foods Corp Iligan	Certification of Veterinary Drug and Products - Manufacturer	Dept. of Agri. - Bureau of Animal Industry	VDAPM-18-107	23-Dec-22	2 years	01-Jan-24	Pilmico Foods Corp Iligan	
23	Pilmico Foods Corp Iligan	License To Operate - Food Manufacturer / Exporter	Food and Drugs Administration	3.00001E+12	09-Feb-23	5 years	09-Feb-28	Pilmico Foods Corp Iligan	
24	Pilmico Foods Corp Iligan	License To Operate - Importer / Distributor	Food and Drugs Administration	CFRR-RX-FI-657869	05-Jul-23	5 years	16-May-28	Pilmico Foods Corp Iligan	

25	Pilmico Foods Corp Iligan	License To Operate - Trader	Food and Drugs Administration	3E+12	19-Mar-20	5 years	19-Mar-25	Pilmico Foods Corp Iligan	
26	Pilmico Foods Corporation-HO	Certificate of Registration	Large Taxpayers Division-Davao	000314436000	18-Jun-21	None		Pilmico Foods Corporation-HO	
27	Pilmico Animal Nutrition Corporation-HO	Certificate of Registration	Large Taxpayers Division-Cebu	005238082000	01-Jan-97	None		Pilmico Animal Nutrition Corporation-HO	
28	Filagri Inc-HO	Certificate of Registration	BIR Revenue Distric Office 081	419984516000	20-Mar-12	None		Filagri Inc-HO	
29	Pilmico Foods Corporation-Cebu	Certificate of Registration	Large Taxpayers Division-Davao	000314436003	12-Sep-17	None		Pilmico Foods Corporation-Cebu	
30	Pilmico Foods Corporation-Paranaque	Certificate of Registration	Large Taxpayers Division-Davao	000314436004	12-Sep-17	None		Pilmico Foods Corporation-Paranaque	
31	Pilmico Foods Corporation-Taguig	Certificate of Registration	Large Taxpayers Division-Davao	000314436005	12-Sep-17	None		Pilmico Foods Corporation-Taguig	
32	Pilmico Foods Corporation-Opol	Certificate of Registration	Large Taxpayers Division-Davao	000314436006	23-Aug-22	None		Pilmico Foods Corporation-Opol	
33	Filagri Inc.-Batangas	Certificate of Registration	BIR Revenue Distric Office 058	419984516001	21-May-21	None		FI-Batangas	
34	Filagri Inc.-Pampanga	Certificate of Registration	BIR Revenue Distric Office 021A	419984516002	13-Oct-21	None		FI-Pampanga	
35	Filagri Inc.-Pangasinan	Certificate of Registration	BIR Revenue Distric Office 006	419984516003	21-Dec-21	None		FI-Pangasinan	
36	Filagri Inc.-Rizal	Certificate of Registration	BIR Revenue Distric Office 046	419984516004	14-Jun-22	None		FI-Rizal	
37	Pilmico Animal Nutrition Corporation-Capas Tarlac (Sto Domingo)	Certificate of Registration	Large Taxpayers Division-Cebu	005238082001	01-Jun-05	None		Pilmico Animal Nutrition Corporation-Capas Tarlac (Sto Domingo)	
38	Pilmico Animal Nutrition Corporation-Concepcion Tarlac	Certificate of Registration	Large Taxpayers Division-Cebu	005238082002	31-May-13	None		Pilmico Animal Nutrition Corporation-Concepcion Tarlac	
39	Pilmico Animal Nutrition Corporation-Capas Tarlac (Brgy Cristo Rey)	Certificate of Registration	Large Taxpayers Division-Cebu	00523808200003	06-Oct-17	None		Pilmico Animal Nutrition Corporation-Capas Tarlac (Brgy Cristo Rey)	
40	Pilmico Animal Nutrition Corporation-Sta Monica QC	Certificate of Registration	Large Taxpayers Division-Cebu	00523808200004	17-Jul-18	None		Pilmico Animal Nutrition Corporation-Sta Monica QC	
41	Pilmico Animal Nutrition Corporation-Las Piñas	Certificate of Registration	Large Taxpayers Division-Cebu	00523808200005	29-Nov-18	None		Pilmico Animal Nutrition Corporation-Las Piñas	
42	Pilmico Animal Nutrition Corporation-Bamban Tarlac	Certificate of Registration	Large Taxpayers Division-Cebu	00523808200006	22-Jun-20	None		Pilmico Animal Nutrition Corporation-Bamban Tarlac	
43	Pilmico Animal Nutrition Corporation-Libis QC	Certificate of Registration	Large Taxpayers Division-Cebu	00523808200007	24-Nov-21	None		Pilmico Animal Nutrition Corporation-Libis QC	

44	Pilmico Animal Nutrition Corporation-Parañaque	Certificate of Registration	Large Taxpayers Division-Cebu	00523808200008	16-Jun-22	None		Pilmico Animal Nutrition Corporation-Parañaque	
45	Pilmico Animal Nutrition Corporation-Visayas Ave QC	Certificate of Registration	Large Taxpayers Division-Cebu	00523808200009	12-Oct-22			Pilmico Animal Nutrition Corporation-Visayas Ave QC	
46	Pilmico Bioenergy Inc.	Certificate of Registration	BIR Revenue Distric Office 081	292608159000	26-Apr-10	None		Pilmico Bioenergy, Inc.	
47	Filagri Holdings, Inc.	Certificate of Registration	BIR Revenue Distric Office 047	00529562600000	04-Jun-98	None		Filagri Holdings, Inc	
48	Filagri Inc.-Pangasinan	Business Permit	LGU - Pangasinan	2023-1047	01-Feb-23	Renewed Annually	31-Dec-23	FI-Pangasinan	updated
49	Filagri Inc.-Pampanga	Business Permit	LGU - Pampanga	2023007710	07-Feb-23	Renewed Annually	31-Dec-23	FI-Pampanga	updated
50	Filagri Inc.-Cebu	Business Permit	LGU - Cebu	118561	06-Apr-22	Renewed Annually	31-Dec-23	FI-Cebu	for issuance from LGU
51	Filagri Inc.-Batangas	Business Permit	LGU - Batangas	2021-P1325	01-Feb-23	Renewed Annually	31-Dec-23	FI-Batangas	updated
52	Filagri Inc.-Rizal	Business Permit	LGU - Taytay	2023-08861	10-May-23	Renewed Annually	31-Dec-23	FI-Rizal	updated
53	Filagri Inc.-Bacoor	Business Permit	LGU - Bacoor	9481	31-Jan-23	Renewed Annually	31-Dec-23	FI-Bacoor	updated
54	Filagri Inc.-Nueva Ecija	Business Permit	LGU - Nueva Ecija	2023-0001979	24-Jan-23	Renewed Annually	31-Dec-23	FI-Nueva Ecija	updated
55	Filagri Inc.-San Jose Del Monte	Business Permit	LGU - Bulacan	2023-0007243	10-Jul-23	Renewed Annually	31-Dec-23		updated
56	Filagri Inc.-Meycauayan	Business Permit	LGU - Bulacan	3210	15-Mar-23	Renewed Annually	31-Dec-23		updated
57	Pilmico Animal Nutrition Corporation TGM-Las Piñas	Business Permit	LGU - Las Piñas	2022071417	20-Jan-23	Renewed Annually	31-Dec-23	Pilmico Animal Nutrition Corporation TGM-Las Piñas	
58	Pilmico Animal Nutrition Corporation TGM-Libis QC	Business Permit	LGU - Quezon City	21-906981		Renewed Annually	31-Mar-23	Pilmico Animal Nutrition Corporation TGM-Libis QC	
59	Pilmico Animal Nutrition Corporation TGM-Parañaque	Business Permit	LGU - Parañaque City	2018100149	04-Feb-23	Renewed Annually	31-Dec-23	Pilmico Animal Nutrition Corporation TGM-Parañaque	
60	Pilmico Animal Nutrition Corporation TGM-Visayas Ave QC	Business Permit	LGU - Quezon City	22-909756		1 year	10-Oct-23	Pilmico Animal Nutrition Corporation TGM-Visayas Ave QC	
61	Pilmico Animal Nutrition Corporation TGM-Lima Batangas	Business Permit	LGU - Batangas	2023-1972	26-Jun-23	Renewed Annually	31-Dec-23	Pilmico Animal Nutrition Corporation TGM-Lima Batangas	
62	Pilmico Bioenergy Inc.	Business Permit	LGU - Cebu					Pilmico Bioenergy, Inc.	
63	Filagri Holdings, Inc.	Business Permit	LGU - Cebu					Filagri Holdings, Inc	

64	Pilmico Foods Corporation-Cebu	Permit to Use Computerized Accounting System	Large Taxpayers Division-Cebu	09-2014-123-0018-003	19-Sep-14	None		Pilmico Foods Corporation-Cebu	
65	Pilmico Foods Corporation-Iligan	Permit to Use Computerized Accounting System	Large Taxpayers Division-Cebu	09-2014-123-0018-000	19-Sep-14	None		Pilmico Foods Corporation-Iligan	
66		ECC (Iligan Flour and Feed Mill Operations)	DENR - Dept. of Environment and Natural Resources	ECC-OL-R10-2019-0172	30-Oct-19	N/A (one time permit)	N/A (one time permit)		
67	Pilmico Foods Corporation Taguig	Permit to Use Computerized Accounting System	Large Taxpayers Division-Cebu	09-2014-123-0018-005	19-Sep-14	None		Pilmico Foods Corporation Taguig	
68	Pilmico Animal Nutrition Corporation - HO	Permit to Use Computerized Accounting System	Large Taxpayers Division-Cebu	10-2014-123-0019-000	02-Oct-14	None		Pilmico Animal Nutrition Corporation - HO	
69	Pilmico Animal Nutrition Corporation-Capas Tarlac (Sto Domingo)	Permit to Use Computerized Accounting System	Large Taxpayers Division-Cebu	10-2014-123-0019-001	02-Oct-14	None		Pilmico Animal Nutrition Corporation-Capas Tarlac (Sto Domingo)	
70	Pilmico Animal Nutrition Corporation-Concepcion Tarlac	Permit to Use Computerized Accounting System	Large Taxpayers Division-Cebu	10-2014-123-0019-002	02-Oct-14	None		Pilmico Animal Nutrition Corporation-Concepcion Tarlac	
71	Pilmico Animal Nutrition Corporation	Certificate of Registration	Board of Investments	2020-196	08-Oct-20	6 years	December 31, 2027		
72	Pilmico Foods Corporation	Certificate of Registration	Board of Investments	2020-016	22-Jan-20	4 years	31-Dec-24		
73	Pilmico Foods Corporation	Certificate of Registration	Iligan City Investment Incentives and Promotions Board	2022-01	27-May-22	2 Years	31-Dec-24		
74	Pilmico Foods Corporation	Certificate of Registration	Iligan City Investment Incentives and Promotions Board	-	November 20, 2015	9 Years	31-Dec-25		
75		Certificate of Registration (Iligan Flour and Feeds)	DOLE - Dept. of Labor and Employment	RO10-ERS-2020-0000722	22-Oct-20	N/A (one time permit)	N/A (one time permit)		
76	Filagri Inc.-Bacoar	Business Permit	LGU - Bacoar	340507	09-Jun-22	Renewed Annually	31-Dec-22	ongoing application for 2023	
77	Filagri Inc.-Batangas	Sanitary Permit	City Health Office- Batangas	F-232713	01-Feb-2023	Renewed Annually	31-Dec-23	updated	
78	Filagri Inc.-Pampanga	Sanitary Permit	City Health Office- Angeles Pampanga	SPBUS2023007852	07-Feb-2023	Renewed Annually	31-Dec-23	updated	
79	Filagri Inc.-Pangasinan	Sanitary Permit	Municipal Health Office- Villasis Pangasinan	-	21-Jun-2022	Renewed Annually	31-Dec-22	ongoing application for 2023	
80	Filagri Inc.-Rizal	Sanitary Permit	Municipal Health Office- Taytay Rizal	2023-003907	10-May-2023	Renewed Annually	31-Dec-23	updated	
81	Filagri Inc.-Nueva Ecija	Sanitary Permit	Municipal Health Office- San Jose City	260	14-September-2022	Renewed Annually	31-Dec-22	ongoing application for 2023	
82	Filagri Inc.-Meycauayan	Sanitary Permit	Municipal Health Office- Meycauayan	F-23-724	14-March-2023	Renewed Annually	31-Dec-23	updated	
	Filagri Inc.-San Jose Del Monte	Sanitary Permit	Municipal Health Office- SJDM	2023-007414	19-June-2023	Renewed Annually	31-Dec-23	updated	
83	Filagri Inc. (Bacoar, Batangas, Pampanga)	License to Operate- Distributor	Food and Drugs Administration	CFRR-RV/II-FI/E/W-108008	18-Oct-2021	2 years	18-Oct-2023	for renewal (within 90 days before date of exp.)	
84	Pilmico Layer Farm (Pilmico Animal Nutrition Corporation) PYF-1212, Sitio Sampaloc Brgy Armenia, Tarlac City	Animal Disease Monitoring Compliance Certificate	Bureau of Animal Industry	https://drive.google.com/drive/folders/18E30X65xkQJ1AhHELwTXHGnKlqXah-zw	-		14- Jan- 2023		
85	Pilmico Animal Nutrition Corporation- Sitio Sampaloc Brgy Armenia, Tarlac City	Business Permit	LGU- Tarlac	7929	-	Renewed Annually	31-Dec-22		

86	Pilmico Animal Nutrition Corporation- Sitio Sampaloc Brgy Armenia, Tarlac City	Sanitary Permit	City Health Office- Tarlac	NF-21-5782	04-Mar-2022	Renewed Annually	31-Dec-22		
----	---	-----------------	----------------------------	------------	-------------	---------------------	-----------	--	--

No	Name of Food Group Business Unit	Name of Permit	Regulatory body that issued the license/permit	Permit/License No.	Issuance date	Validity period	Expiration date
1	American Feed Co. Ltd	Enterprise Registering Certificate	Department of Investment & Planning of Hai Duong province, Vietnam	100113656	January 22, 2007	Perpetual	
2	American Feed Co. Ltd	Investment Registering Certificate	Department of Investment & Planning of Hai Duong province, Vietnam	41043000010	January 22, 2007	years from 22 Sep 19	September 22, 2025
3	American Feed Co. Ltd	Certificate of Eligibility for Animal feed production	Department of Agriculture of Hai Duong province, Vietnam	30/001/2020/TACN	January 16, 2020	Perpetual	
4	American Feed Co. Ltd	Fire Inspection Permit	Hai Duong Police General Department	06/GCN-PCCC (2013)	January 2, 2014		
5	American Feed Co. Ltd	Registration record of Hazardous Waste Generator	Hai Duong Sub-department of Environment Protection	30.000108.T	July 29, 2009	Perpetual	
6	American Feed Co. Ltd	Cert of Eligibility for veterinary hygiene and food safety	Vinacontrol certification body	QPVR0151	January 12, 2017	3 years	11 Jan 2020
7	American Feed Co. Ltd	Sewage discharge permit	General department of Irrigation	252/GP-TCTL-PCTTr	June 1, 2020	3 years	
8	American Feed Co. Ltd	Permit for exploitation of underground water	People's committee of Hai Duong	2533/GP-UBND	September 19, 2016	3 years	
9	American Feed Co. Ltd	Land use right certificate	People's committee of Hai Duong	44/QSDĐ/UB-HD	May 3, 1997	30 years	
10	American Feed Co. Ltd	Land use right certificate	People's committee of Hai Duong	T000057QSDĐ/T98	October 14, 1998	25 years (09/2025)	
11	Gold coin Feedmill Ha Nam Co. Ltd	Enterprise Registering Certificate	Department of Investment & Planning of Hanam province, Vietnam	700777867	September 15, 2016	Perpetual	
12	Gold coin Feedmill Ha Nam Co. Ltd	Certificate of Eligibility for Animal Feed Production	Department of Agriculture of Ha Nam province, Vietnam	35/00712021/TACN	December 22, 2021		
13	Gold coin Feedmill Binh Duong Co. Ltd	Registration record of Hazardous Waste Generator	Hai Duong Sub-department of Environment Protection	74.000512.T	July 3, 2019		

14	Gold coin Feedmill Binh Duong Co. Ltd	Fire Inspection Permit	Binh Duong Police General Department	38/TDPCCC-P2	October 13, 2014		
15	Gold coin Feedmill Binh Duong Co. Ltd	Investment Registering Certificate	Department of Investment & Planning of Binh Duong province, Vietnam	2780181016	September 24, 2014		May 2, 2056
16	Gold coin Feedmill Binh Duong Co. Ltd	Fire Inspection Design Certificate	Hai Duong Police General Department	802/TD-PCCC	December 3, 2020		
17	Gold coin Feedmill Binh Duong Co. Ltd	Enterprise Registering Certificate	Department of Investment & Planning of Binh Duong province, Vietnam	303096565	January 12, 2005	Perpetual	
18	Gold coin Feedmill Dong Nai Co. Ltd	Investment Registering Certificate	Department of Investment & Planning of Dong Nai province, Vietnam	6583171878	May 5, 2004		May 5, 2054
19	Gold coin Feedmill Dong Nai Co. Ltd	Certificate of environment standards	Department of Resources and Environment of Dong Nai	329/BĐK.TNMT	August 30, 2005		
20	Gold coin Feedmill Dong Nai Co. Ltd	Registration record of Hazardous Waste Generator	Department of Resources and Environment of Dong Nai	232/SĐK.STNMT	May 16, 2011		
21	Gold coin Feedmill Dong Nai Co. Ltd	Cert of Eligibility for veterinary hygiene and food safety	VinaCert certification body	VICB 2015.10-C2	July 12, 2017		March 3, 2023
22	Pilmico Vietnam Co.Ltd	Investment Registering Certificate	Department of Investment & Planning of Dong Thap province, Vietnam	7516578688	September 14, 2007	50 years	September 14, 2057
23	Pilmico Vietnam Co.Ltd	Enterprise Registering Certificate	Department of Investment & Planning of Dong Thap province, Vietnam	1400604953	May 2, 2007	Perpetual	

No	Name of Food Group Business Unit	Name of Permit	Regulatory body that issued the license/permit	Permit/License No.	Issuance date	Validity period	Expiration date
1	GCDG	Production Permit	Dept of Agriculture	粤饲证(2018)11011	2018.12.28	5 years	2023.12.27
2	GCZH	Production Permit	Dept of Agriculture	粤饲证(2019)03001	2019.01.03	5 years	2024.01.02
3	GCZH Premix	Production Permit	Dept of Agriculture	粤饲预(2019)03007	2018.12.29	5 years	2023.12.28
4	GCZZ	Production Permit	Dept of Agriculture	闽饲证(2019)06117	2019.05.13	5 years	2024.05.12
5	GCZZ Premix	Production Permit	Dept of Agriculture	闽饲预(2021)06117	2021.01.29	5 years	2026.01.28
6	GCKM	Production Permit	Dept of Agriculture	滇饲证(2018)01038	2018.10.22	5 years	2023.10.21
7	GCKM Premix	Production Permit	Dept of Agriculture	滇饲预(2021)01030	2021.04.19	5 years	2026.04.19
8	GCGX	Production Permit	Dept of Agriculture	桂饲证(2019)07015	2021.01.06	3 years	2024.02.11
9	GCDG	GMO Production Permit	Dept of Agriculture	(粤)农基安加字(2019)第(011)号	2019.12.25	3 years	2022.12.24
10	GCZH	GMO Production Permit	Dept of Agriculture	(粤)农基安加字(2022)第(050)号	2022.10.10	1 years	2023.08.13
11	GCZZ	GMO Production Permit	Dept of Agriculture	(闽)农基安加字(2021)第(003)号	2021.02.19	3 years	2024.02.18

No	Name of Food Group Business Unit	Name of Permit	Regulatory body that issued the license/permit	Permit/License No.	Issuance date	Validity period	Expiration date
1		Certificate of Incorporation of Private Company	Registrar of Companies Negara Brunei Darussalam	RC/00007853	December 23, 2009	Perpetual	
2		Pioneer Certificate	Ministry of Primary Resources Negara Brunei Darussalam	KPSU/BPPK/LKE64/179	March 16, 2013	Perpetual	
3		Poison Licence 2022 (Lab)	Department of Pharmaceutical Services, Ministry of Health Brunei Darussalam	A 201/2022	January 17, 2022	1 year	December 31, 2022
4		Poison Licence 2022 (Vet)	Department of Pharmaceutical Services, Ministry of Health Brunei Darussalam	A 202/2022	January 19, 2022	1 year	December 31, 2022

No	Name of Food Group Business Unit	Name of Permit	Regulatory body that issued the license/permit	Permit/License No.	Issuance date	Validity period	Expiration date
GOLD COIN INDONESIA BEKASI MILL							
1		NIB KBLI No.10801,46444 and 01461	Ministry Investment Coordinating Board	8.12001E+12	August 7, 2018	No Validity Period	Not Mention
2		Environment Assessment Licenses	Environment Department (Bekasi City)	660.1/194/BPLH.AMDAL	December 31, 2015	No Validity Period	Not Mention
3		Land Certificate	Land Authority (BPN)	SHGB No.44	December 9, 1980	1st Period = 30 years 2nd Period=20 years 3rd Period= 20 years	September 26, 2027
4		Building Permit	Local Government Bekasi	503/3062/I-B/Distakim	September 3, 2007	No Validity Period	Not Mention
5		Good Manufacturing Practices Certificate	Minstry of Agriculture		31/Jan/2020	Renewal every 5 years	January 31, 2025
6		Veterinary Control Number	Animal Husbandry Department West Java Province	6120/PT.01.05.10/Kesvet	26/Nov/2021	Renewal every 5 years	November 26, 2026
7		Temporary Hazard Waste Permit	Local Government Bekasi City	503/008/DPMP TSP. PPBANG	20/Apr/2017	Renewal every 5 years	On Process Renewal
8		Liquid Waste Permit	Local Government Bekasi City	503/006/DPMP TSP. PPBANG	26/Feb/2018	No Validity Period	Not Mention
9		Business Licenses Electricity Supply for own used	Local Government West Java Province	671/49/29.1.21.0/DPMP TSP/2019	20/May/2019	Renewal every 10 years	May 20, 2029
10		Environment Permit	Local Government Bekasi City	503/084/BPPT.3	19/Jul/2019	No Validity Period	Not Mention
11		Product Register 101 (PD.1.022030267)	Directorat Jenderal of Animal Husbandry	PB-UMKU:81200088805780040016	9/Mar/2022	Renewal every 5 years	9/Mar/27
12		Product Register 102 (PD.1.122040377)	Directorat Jenderal of Animal Husbandry	PB-UMKU:812000888057800040021	27/Apr/2022	Renewal every 5 years	27/Apr/27
13		Product Register 103 (PD.1.222080544)	Directorat Jenderal of Animal Husbandry	PB-UMKU:812000888057800040021	22/Aug/2022	Renewal every 5 years	21/Aug/27
14		Product Register 104 (PD.1.222080540)	Directorat Jenderal of Animal Husbandry	PB-UMKU:812000888057800050025	22/Aug/2022	Renewal every 5 years	21/Aug/27
15		Product Register 105 (PD.1.322020167)	Directorat Jenderal of Animal Husbandry	PB-UMKU:812000888057800040002	10/Mar/2022	Renewal every 5 years	10/Mar/27
16		Product Register 105 S (PD.1.322020166)	Directorat Jenderal of Animal Husbandry	PB-UMKU:812000888057800040001	10/Mar/2022	Renewal every 5 years	10/Mar/27
17		Product Register 106 (PD.1.722020168)	Directorat Jenderal of Animal Husbandry	PB-UMKU:812000888057800040003	10/Mar/2022	Renewal every 5 years	10/Mar/27
18		Product Register 108 (PD.10322030191)	Directorat Jenderal of Animal Husbandry	PB-UMKU:812000888057800040014	1/Mar/2022	Renewal every 5 years	1/Mar/27
19		Product Register 112 (PD.10.622030190)	Directorat Jenderal of Animal Husbandry	PB-UMKU:812000888057800040013	1/Mar/2022	Renewal every 5 years	1/Mar/27
20		Product Register 201 (PD.2.122080538)	Directorat Jenderal of Animal Husbandry	PB-UMKU:812000888057800050029	22/Aug/2022	Renewal every 5 years	21/Aug/27
21		Product Register 201 Nusantara (PD.2.122080545)	Directorat Jenderal of Animal Husbandry	PB-UMKU:812000888057800050029	22/Aug/2022	Renewal every 5 years	21/Aug/27
22		Product Register 201 Supreme (PD.2.122080537)	Directorat Jenderal of Animal Husbandry	PB-UMKU:812000888057800050022	22/Aug/2022	Renewal every 5 years	21/Aug/27
23		Product Register 202 TG (PD.2.222080539)	Directorat Jenderal of Animal Husbandry	PB-UMKU:812000888057800050022	22/Aug/2022	Renewal every 5 years	21/Aug/27
24		Product Register 800 M (PD.1.422030189)	Directorat Jenderal of Animal Husbandry	PB-UMKU:812000888057800040012	1/Mar/2022	Renewal every 5 years	1/Mar/27
25		Product Register 801 (PD.1.522030268)	Directorat Jenderal of Animal Husbandry	PB-UMKU:812000888057800040017	9/Mar/2022	Renewal every 5 years	8/Mar/27
26		Product Register 801 S (PD.1.522030269)	Directorat Jenderal of Animal Husbandry	PB-UMKU:812000888057800040018	9/Mar/2022	Renewal every 5 years	8/Mar/27
27		Product Register 801 SPF (PD.1.522080543)	Directorat Jenderal of Animal Husbandry	PB-UMKU:812000888057800050028	22/Aug/2022	Renewal every 5 years	21/Aug/27
28		Product Register 803 (PD.2.322080542)	Directorat Jenderal of Animal Husbandry	PB-UMKU:812000888057800050028	22/Aug/2022	Renewal every 5 years	21/Aug/27
29		Product Register 806 (PD.15.222080541)	Directorat Jenderal of Animal Husbandry	PB-UMKU:812000888057800050026	22/Aug/2022	Renewal every 5 years	21/Aug/27
30		Product Register 300 (PD.6.122030188)	Directorat Jenderal of Animal Husbandry	PB-UMKU:812000888057800040011	1/Mar/2022	Renewal every 5 years	1/Mar/27
31		Product Register 308 (PD.6.622030187)	Directorat Jenderal of Animal Husbandry	PB-UMKU:812000888057800040010	1/Mar/2022	Renewal every 5 years	1/Mar/27
32		Product Register 309 (PD.6.722030263)	Directorat Jenderal of Animal Husbandry	PB-UMKU:812000888057800040015	7/Mar/2022	Renewal every 5 years	7/Mar/27
33		Product Register 805 M (PD.151712654)	Directorat Jenderal of Animal Husbandry	166/Kpts/Pl.500/F/01/2018	4/Jan/2018	Renewal every 5 years	3/Jan/23
34		Product Register 301 M/C (PD.611712655)	Directorat Jenderal of Animal Husbandry	167/Kpts/Pl.500/F/01/2018	4/Jan/2018	Renewal every 5 years	3/Jan/23
35		Product Register 201 C/P TG (PD.2.11804016)	Directorat Jenderal of Animal Husbandry	3769/Kpts/Pl.500/F/04/2018	19/Apr/2018	Renewal every 5 years	18/Apr/23
36		Product Register 810 M (PD.4.4.41804006)	Directorat Jenderal of Animal Husbandry	3749/Kpts/Pl.500/F/04/2018	19/Apr/2018	Renewal every 5 years	19/Apr/23
37		Product Register Love Bird (PD.16.21902057)	Directorat Jenderal of Animal Husbandry	1843/Kpts/Pl.500/F/02/2019	12/Feb/2019	Renewal every 5 years	11/Feb/24
38		Product Register PERKUTUT (PD.16.21902055)	Directorat Jenderal of Animal Husbandry	1841/Kpts/Pl.500/F/02/2019	12/Feb/2019	Renewal every 5 years	11/Feb/24
39		Product Register WHITE MILLET (PD.16.21902056)	Directorat Jenderal of Animal Husbandry	1842/Kpts/Pl.500/F/02/2019	12/Feb/2019	Renewal every 5 years	11/Feb/24
40		Product Register PELLET KUNING (PD.16.11902079)	Directorat Jenderal of Animal Husbandry	2693/Kpts/Pl.500/F/03/2019	12/Feb/2019	Renewal every 5 years	11/Feb/24
41		Product Register 801 MXT (PD.1.51903097)	Directorat Jenderal of Animal Husbandry	3083/Kpts/Pl.500/F/03/2019	18/Mar/2019	Renewal every 5 years	17/Mar/24
42		Product Register 216 (PD.3.11903096)	Directorat Jenderal of Animal Husbandry	3084/Kpts/Pl.500/F/03/2019	18/Mar/2019	Renewal every 5 years	17/Mar/24

43		Product Register 801 MXTS (PD.1.51903117)	Directorat Jenderal of Animal Husbandry	3229/Kpts/PI.500/F/03/2019	20/Mar/2019	Renewal every 5 years	19/Mar/24
44		Product Register 214 (PD.3.21903134)	Directorat Jenderal of Animal Husbandry	3492/Kpts/PI.500/F/03/2019	26/Mar/2019	Renewal every 5 years	25/Mar/24
45		Product Register 201 CTT (PD.2.11903140)	Directorat Jenderal of Animal Husbandry	3489/Kpts/PI.500/F/03/2019	26/Mar/2019	Renewal every 5 years	25/Mar/24
46		Product Register POWER CHAMPION (PD.9.61903142)	Directorat Jenderal of Animal Husbandry	3487/Kpts/PI.500/F/03/2019	26/Mar/2019	Renewal every 5 years	25/Mar/24
47		Product Register POWER BOOSTER (PD.3.11903139)	Directorat Jenderal of Animal Husbandry	3490/Kpts/PI.500/F/03/2019	26/Mar/2019	Renewal every 5 years	25/Mar/24
48		Product Register POWER SPECTA (PD.3.21903141)	Directorat Jenderal of Animal Husbandry	3488/Kpts/PI.500/F/03/2019	26/Mar/2019	Renewal every 5 years	25/Mar/24
49		Product Register SEAWEED (PD.16.11903144)	Directorat Jenderal of Animal Husbandry	3693/Kpts/PI.500/F/04/2019	1/Apr/2019	Renewal every 5 years	30/Mar/24
50		Product Register CRUMBLE MERAH (PD.16.11907349)	Directorat Jenderal of Animal Husbandry	7946/Kpts/PI.500/F/07/2019	24/Jul/2019	Renewal every 5 years	24/Jul/24
51		Product Register KENARI (PD.16.1912529)	Directorat Jenderal of Animal Husbandry	13426/Kpts/PI.500/F/12/2019	11/Dec/2019	Renewal every 5 years	11/Dec/24
52		Product Register 113 (PD.10.51912549)	Directorat Jenderal of Animal Husbandry	13406/Kpts/PI.500/F/12/2019	11/Dec/2019	Renewal every 5 years	11/Dec/24
53		Product Register 110 (PD.10.52004356)	Directorat Jenderal of Animal Husbandry	5033/Kpts/PI.500/F/04/2020	20/Apr/2020	Renewal every 5 years	20/Apr/25
54		Product Register 505 (PD.5.32004368)	Directorat Jenderal of Animal Husbandry	5196/Kpts/PI.500/F/04/2020	27/Apr/2020	Renewal every 5 years	27/Apr/25
55		Product Register 200TG (PD.2.02008794)	Directorat Jenderal of Animal Husbandry	9537/Kpts/PI.500/F/09/2020	2/Sep/2020	Renewal every 5 years	2/Sep/25
56		Product Register 401 (PD.4.62008792)	Directorat Jenderal of Animal Husbandry	9541/Kpts/PI.500/F/09/2020	2/Sep/2020	Renewal every 5 years	2/Sep/25
57		Product Register 402 (PD.4.72008793)	Directorat Jenderal of Animal Husbandry	9540/Kpts/PI.500/F/09/2020	2/Sep/2020	Renewal every 5 years	2/Sep/25
58		Product Register 212 (PD.3.22009891)	Directorat Jenderal of Animal Husbandry	10341/Kpts/PI.500/F/09/2020	30/Sep/2020	Renewal every 5 years	30/Sep/25
59		Product Register 211 (PD.3.22009890)	Directorat Jenderal of Animal Husbandry	10342/Kpts/PI.500/F/09/2020	30/Sep/2020	Renewal every 5 years	30/Sep/25
60		Product Register 210 (PD.3.12010923)	Directorat Jenderal of Animal Husbandry	10896/Kpts/PI.500/F/10/2020	21/Oct/2020	Renewal every 5 years	21/Oct/25
61		Product Register 801 RB (PD.1.520111103)	Directorat Jenderal of Animal Husbandry	11822/Kpts/PI.500/F/101/2020	17/Nov/2020	Renewal every 5 years	17/Nov/25
62		Product Register 123 (PD.9.221070740)	Directorat Jenderal of Animal Husbandry	9617/Kpts/PI.500/F/07/2021	30/Jul/2021	Renewal every 5 years	30/Jul/26
63		Product Register 117 (PD.9.521070739)	Directorat Jenderal of Animal Husbandry	9611/Kpts/PI.500/F/07/2021	30/Jul/2021	Renewal every 5 years	30/Jul/26
64		Product Register 122 (PD.9.121010738)	Directorat Jenderal of Animal Husbandry	9595/Kpts/PI.500/F/07/2021	30/Jul/2021	Renewal every 5 years	30/Jul/26
65		Product Register 116 (PD.9.421070737)	Directorat Jenderal of Animal Husbandry	9591/Kpts/PI.500/F/07/2021	30/Jul/2021	Renewal every 5 years	30/Jul/26
66		Product Register 128 (PD.9.4521070743)	Directorat Jenderal of Animal Husbandry	9621/Kpts/PI.500/F/07/2021	30/Jul/2021	Renewal every 5 years	30/Jul/26
67		Product Register 127 (PD.9.521070742)	Directorat Jenderal of Animal Husbandry	9620/Kpts/PI.500/F/07/2021	30/Jul/2021	Renewal every 5 years	30/Jul/26
68		Product Register 124 (PD.9.321070741)	Directorat Jenderal of Animal Husbandry	9619/Kpts/PI.500/F/07/2021	30/Jul/2021	Renewal every 5 years	30/Jul/26
69		Product Register 129 (PD.9.3621070744)	Directorat Jenderal of Animal Husbandry	9623/Kpts/PI.500/F/07/2021	30/Jul/2021	Renewal every 5 years	30/Jul/26
70		Product Register 304 (PD.6.4221111006)	Directorat Jenderal of Animal Husbandry	13563/Kpts/PI.500/F/11/2021	11/Nov/2021	Renewal every 5 years	11/Nov/26
71		Product Register 306 (PD.6.521111016)	Directorat Jenderal of Animal Husbandry	13573/Kpts/PI.500/F/11/2021	11/Nov/2021	Renewal every 5 years	11/Nov/26
72		Product Register 100 M/C (PD. 1011710516)	Directorat Jenderal of Animal Husbandry	10684/kpts/PI.500/F/10/2017	27/Oct/17	Renewal every 5 years	26/Oct/22
73		Product Register 109 M/C (PD.1041710517)	Directorat Jenderal of Animal Husbandry	10683/kpts/PI.500/F/10/2017	27/Oct/17	Renewal every 5 years	26/Oct/22
74		Product Register 202 (PD.221709440)	Directorat Jenderal of Animal Husbandry	5773/kpts/PI.500/F/10/2017	3/Oct/17	Renewal every 5 years	2/Oct/22
75		Product Register 202 C/P (PD.221710526)	Directorat Jenderal of Animal Husbandry	10692/kpts/PI.500/F/10/2017	27/Oct/17	Renewal every 5 years	26/Oct/22
76		Product Register 302 C/P (PD.621710525)	Directorat Jenderal of Animal Husbandry	10693/kpts/PI.500/F/10/2017	27/Oct/17	Renewal every 5 years	26/Oct/22
77		Product Register 303 C/P (PD.631710524)	Directorat Jenderal of Animal Husbandry	10694/kpts/PI.500/F/10/2017	27/Oct/17	Renewal every 5 years	26/Oct/22
78		Product Register 200 M/C (PD.201712648)	Directorat Jenderal of Animal Husbandry	12817/Kpts/PI.500/F/12/2017	27/Dec/17	Renewal every 5 years	26/Dec/22

No	Name of Food Group Business Unit	Name of Permit	Regulatory body that issued the license/permit	Permit/License No.	Issuance date	Validity period	Expiration date
1	GCFM-PK	Business License					
2	GCFM-PK	MPOB License	Lembaga Minyak Sawit Malaysia	5.07203E+11	21/07/2022	01/10/2022 - 30/09/2023	30/09/2023
3	GCFM-PK	Manufacturing License	Kementerian Perdagangan Antarabangsa Dan Industri Malaysia	003654	02/08/2021	N/A	N/A
4	GCFM-BW	Animal Feed License	Majlis Bandaraya Seberang Perai	PRI/02/20220304	16/2/2021	01/01/2022 - 31/12/2022	31/12/2022
5	GCFM-BW	MPOB License	Lembaga Minyak Sawit Malaysia	5.07444E+11	11/5/2022	01/07/2022-30/06/2023	30/6/2023
6	GCFM-BW	Manufacturing License	Kementerian Perdagangan Antarabangsa Dan Industri Malaysia	001500	02/08/2021	N/A	N/A
7	GCFM-BW	Diesel Permit	Kementerian Perdagangan Dalam Negeri Dan Hal Ehwal Pengguna	P002578	N/A	01/01/2022 - 31/12/2024	31/12/2024
8	GCFM-BW	Wheat Floor Permit	Kementerian Perdagangan Dalam Negeri Dan Hal Ehwal Pengguna	P002569	N/A	15/10/2021 - 14/10/2024	14/10/2024
9	GCS	Trading License	Kerajaan Negeri Sarawak	1100803	14/12/2021	01/01/2022 - 31/12/2022	31/12/2022
10	GCS	MPOB License	Lembaga Minyak Sawit Malaysia	5.07275E+11	28/12/2021	01/01/2022 - 31/12/2022	31/12/2022
11	GCS	MPOB License	Lembaga Minyak Sawit Malaysia	5.07275E+11	13/10/2022	01/01/2023 - 31/12/2023	31/12/2023
12	GCS	Manufacturing License	Kementerian Perdagangan Antarabangsa Dan Industri Malaysia	001594	20/09/2021	N/A	N/A
13	GCS	Trading Licence for import, export and process fish	Lembaga Kemajuan Ikan Malaysia	0002937	11/08/2022	11/08/2022 - 30/09/2023	30/09/2023
14	GCS	Petroleum License	Majlis Bandaraya Kuching Selatan	SPP000086	17/01/2022	01/01/2022 - 31/12/2022	31/12/2022
15	GCS	Feedmill License	State Veterinary Authority Sarawak	FM0001	16/03/2022	16/03/2022 - 31/12/2022	31/12/2022
16	GCFs	Manufacturing License	Kementerian Perdagangan Antarabangsa Dan Industri Malaysia	A 022735	September 2, 2021	-	-
17	GCFs	Trading License (Labuan)	Perbadanan Labuan	PL : 012829	October 2, 2022	01/01/2022 - 31/12/2022	31/12/2022
18	GCFs	Trading License (Kota Kinabalu)	Dewan Bandaraya Kota Kinabalu	672413	September 12, 2021	01/01/2022 - 31/12/2022	31/12/2022
19	GCFs	MPOB License	Lembaga Minyak Sawit Malaysia	5.08936E+11	31/07/2022	01/09/2022 - 31/08/2023	31/08/2023
20	GCFs	Import License	Lembaga Kemajuan Ikan Malaysia	2002	17/06/2022	17/06/2022 - 16/06/2023	16/06/2023
21	GCFs	Import License	Jabatan Perkhidmatan Veterinar	SAMH 53(2)(b)(c)0	January 12, 2021	01/01/2022 - 31/12/2022	31/12/2022
22	GCFs	Animal Feed Manufacturer Certificate	Jabatan Perkhidmatan Veterinar	SAMH 53(2)(g)01	28/12/2021	30/11/2021 - 30/11/2022	30/11/2022
23	GCFs	Animal Feed Seller Certificate	Jabatan Perkhidmatan Veterinar	SAMH 53(2)(g)02	28/12/2021	28/12/2021 - 28/12/2022	28/12/2022
24	GCFs	Diesel Permit	Kementerian Perdagangan Dalam Negeri Dan Hal Ehwal Pengguna	L001048	26/04/2022	26/04/2022 - 25/04/2023	25/04/2023
25	GCFs	Agent Custom License	Jabatan Kastam Diraja Malaysia	B(44)001/04-SD00	22/04/2022	01/06/2022 - 31/05/2024	31/05/2024

No	Name of Food Group Business Unit	Name of Permit	Regulatory body that issued the license/permit	Permit/License No.	Issuance date	Validity period	Expiration date
1	KGT	Bussiness Permit	Department of Business Development, Ministry of Commerce	0105555016815	February 2, 2012	Perpetual	
2	KGT	Certificate of incorporation	Department of Business Development, Ministry of Commerce	0105555016815	February 2, 2012	Perpetual	
3	KGT	VAT registration certificate	Department of Business Development, Ministry of Commerce	0105555016815	February 2, 2012	Perpetual	
4	KGT	Permit to import specially controlled animal feed	Department of Livestock Development	28/2555	March 8, 2022	1 year	April 26, 2023
5	KGT	License for sale of especially controlled animal feed	Department of Livestock Development	6.126E+13	October 27, 2022	1 year	December 31, 2023
6	KGT	Certificate of Animal Feed Registration (ZETA L-TONIC)	Department of Livestock Development	01 04 56 0156	April 3, 2013	Perpetual	
7	KGT	Certificate of Animal Feed Registration (ZETA ZAD)	Department of Livestock Development	01 04 56 0158	April 3, 2013	Perpetual	
8	KGT	Certificate of Animal Feed Registration (ZETA PLUS)	Department of Livestock Development	01 04 56 0157	April 3, 2013	Perpetual	
9	KGT	Certificate of Animal Feed Registration (ZETA TOF)	Department of Livestock Development	01 04 56 0155	April 3, 2013	Perpetual	
10	KGT	Certificate of Animal Feed Registration (ZETA 8)	Department of Livestock Development	01 04 56 0159	April 3, 2013	Perpetual	
11	KGT	Certificate of Animal Feed Registration (PP22)	Department of Livestock Development	01 04 61 0257	October 4, 2018	Perpetual	
12	KGT	Certificate of Animal Feed Registration (PP22 CONCENTRATE)	Department of Livestock Development	01 04 61 0256	April 19, 2018	Perpetual	
13	KGT	Certificate of Animal Feed Registration (OV11DD)	Department of Livestock Development	01 04 61 0171	July 11, 2018	Perpetual	
14	KGT	Certificate of Animal Feed Registration (OV11 CONCENTRATE)	Department of Livestock Development	01 04 61 0170	July 11, 2018	Perpetual	
1	GCST	Bussiness Permit	Department of Business Development, Ministry of Commerce	539002115(บฉจ.สข.21	August 19, 1996	Perpetual	
2	GCST	Certificate of incorporation	Department of Business Development, Ministry of Commerce	9.05539E+11	August 19, 1996	Perpetual	

3	GCST	VAT registration certificate	Department of Business Development, Ministry of Commerce	9.05539E+11	December 1, 2006	Perpetual	
4	GCST	Fisheries entrepreneur identification card (Tor Bor 2)	Department of Fisheries	9.05539E+11	April 1, 2022	3 year	March 31, 2025
5	GCST	License for product of especially controlled animal feed	Department of Fisheries	ป.2/2540	November 23, 2022	3 year	November 19, 2024
6	GCST	License for sell of especially controlled animal feed	Department of Fisheries	ป.สข/3/2541	December 1, 2021	1 year	December 31, 2022
7	GCST	License for import of especially controlled animal	Department of Livestock Development	23/2540	September 28, 2022	1 year	September 27, 2023
8	GCST	Factory Operation Permit (Ror.Ngor4)	Department of Industrial works	1.09E+13	September 11, 1997	Perpetual	
9	GCST	Certificate of Trademark/Service mark registration	Department of Intellectual Property	kor87762	May 24, 2017	10 year	December 26, 2026
10	GCST	Ground water Use Permit	Provincial office of Natural Resources and Environment Songkhla	40-50953-0003	May 24, 2021	3 year	December 10, 2024
11	GCST	Health Hazardous Enterprise Permit	Subdistrict Administrative Organization.		September 22, 2022	1 year	October 18, 2023
12	GCST	License to Conduct Category 2 Controlled Business (Fuel oils storage)	Subdistrict Administrative Organization.		October 11, 2018	Perpetual	
13	GCST	Chemical Storage Permit (Wor.Or.8)(aluminium phosphide))	Office of Agricultural Research and Development Region8	Sor Kor 2/2564	November 8, 2021	1 year	January 13, 2023
14	GCST	Building Certificate	Subdistrict Administrative Organization.		October 7, 2022	1 year	October 6, 2023
15	GCST	Certificate of registration of the especially controlled animal feed (Gold Royale 981)	Department of Fisheries	ป. 01 01 63 0077	March 25, 2020	Perpetual	
16	GCST	Certificate of registration of the especially controlled animal feed (Gold Royale 982)	Department of Fisheries	ป. 01 01 63 0078	March 25, 2020	Perpetual	
17	GCST	Certificate of registration of the especially controlled animal feed (Gold Royale 982P)	Department of Fisheries	ป. 01 01 63 0079	March 26, 2020	Perpetual	
18	GCST	Certificate of registration of the especially controlled animal feed	Department of Fisheries	ป. 01 01 63 0080	March 25, 2020	Perpetual	
19	GCST	Certificate of registration of the especially controlled animal feed	Department of Fisheries	ป. 01 01 63 0081	March 25, 2020	Perpetual	
20	GCST	Certificate of registration of the especially controlled animal feed	Department of Fisheries	ป. 01 01 63 0082	March 25, 2020	Perpetual	
21	GCST	Certificate of registration of the especially controlled animal feed	Department of Fisheries	ป. 01 01 63 0083	March 25, 2020	Perpetual	
22	GCST	Certificate of registration of the especially controlled animal feed	Department of Fisheries	ป. 01 01 63 0084	March 25, 2020	Perpetual	

23	GCST	Certificate of registration of the especially cont	Department of Fisheries	л. 01 01 63 0085	March 25, 2020	Perpetual	
24	GCST	Certificate of registration of the especially cont	Department of Fisheries	л. 01 01 41 0050	May 18, 1998	Perpetual	
25	GCST	Certificate of registration of the especially cont	Department of Fisheries	л. 01 01 41 0051	May 18, 1998	Perpetual	
26	GCST	Certificate of registration of the especially cont	Department of Fisheries	л. 01 01 62 0375	April 18, 2019	Perpetual	
27	GCST	Certificate of registration of the especially cont	Department of Fisheries	л. 01 01 41 0052	May 18, 1998	Perpetual	
28	GCST	Certificate of registration of the especially cont	Department of Fisheries	л. 01 01 58 0249	February 10, 2015	Perpetual	
29	GCST	Certificate of registration of the especially cont	Department of Fisheries	л. 01 01 48 0554	October 27, 2005	Perpetual	
30	GCST	Certificate of registration of the especially cont	Department of Fisheries	л. 01 01 41 0053	May 18, 1998	Perpetual	
31	GCST	Certificate of registration of the especially cont	Department of Fisheries	л. 01 01 48 0055	October 27, 2005	Perpetual	
32	GCST	Certificate of registration of the especially cont	Department of Fisheries	л. 01 01 41 0054	May 18, 1998	Perpetual	
33	GCST	Certificate of registration of the especially cont	Department of Fisheries	л. 01 01 41 0044	May 18, 1998	Perpetual	
34	GCST	Certificate of registration of the especially cont	Department of Fisheries	л. 01 01 41 0045	May 18, 1998	Perpetual	
35	GCST	Certificate of registration of the especially cont	Department of Fisheries	л. 01 01 62 0374	April 18, 2019	Perpetual	
36	GCST	Certificate of registration of the especially cont	Department of Fisheries	л. 01 01 41 0046	May 18, 1998	Perpetual	
37	GCST	Certificate of registration of the especially cont	Department of Fisheries	л. 01 01 54 0126	April 28, 2011	Perpetual	
38	GCST	Certificate of registration of the especially cont	Department of Fisheries	л. 01 01 46 0436	August 26, 2003	Perpetual	
39	GCST	Certificate of registration of the especially cont	Department of Fisheries	л. 01 01 41 0047	May 18, 1998	Perpetual	
40	GCST	Certificate of registration of the especially cont	Department of Fisheries	л. 01 01 41 0103	October 30, 1998	Perpetual	
41	GCST	Certificate of registration of the especially cont	Department of Fisheries	л. 01 01 41 0048	May 18, 1998	Perpetual	
42	GCST	Certificate of registration of the especially cont	Department of Fisheries	л. 01 01 50 0001	January 4, 2007	Perpetual	
43	GCST	Certificate of registration of the especially cont	Department of Fisheries	л. 01 01 50 0002	January 4, 2007	Perpetual	
44	GCST	Certificate of registration of the especially cont	Department of Fisheries	л. 01 01 62 0373	April 18, 2019	Perpetual	
45	GCST	Certificate of registration of the especially cont	Department of Fisheries	л. 01 01 50 0003	January 4, 2007	Perpetual	
46	GCST	Certificate of registration of the especially cont	Department of Fisheries	л. 01 01 50 0004	January 4, 2007	Perpetual	
47	GCST	Certificate of registration of the especially cont	Department of Fisheries	л. 01 01 54 0125	April 28, 2011	Perpetual	
48	GCST	Certificate of registration of the especially cont	Department of Fisheries	л. 01 01 50 0005	January 4, 2007	Perpetual	
49	GCST	Certificate of registration of the especially cont	Department of Fisheries	л. 01 01 50 0006	January 4, 2007	Perpetual	
50	GCST	Certificate of registration of the especially cont	Department of Fisheries	л. 01 01 50 0007	January 4, 2007	Perpetual	
51	GCST	Certificate of registration of the especially cont	Department of Fisheries	л. 01 01 47 0489	July 12, 2004	Perpetual	
52	GCST	Certificate of registration of the especially cont	Department of Fisheries	л. 01 01 47 0490	July 12, 2004	Perpetual	
53	GCST	Certificate of registration of the especially cont	Department of Fisheries	л. 01 01 59 0091	April 12, 2016	Perpetual	
54	GCST	Certificate of registration of the especially cont	Department of Fisheries	л. 01 01 47 0491	July 12, 2004	Perpetual	
55	GCST	Certificate of registration of the especially cont	Department of Fisheries	л. 01 01 54 0127	April 28, 2011	Perpetual	
56	GCST	Certificate of registration of the especially cont	Department of Fisheries	л. 01 01 46 0314	June 17, 2003	Perpetual	
57	GCST	Certificate of registration of the especially cont	Department of Fisheries	л. 01 01 46 0315	June 17, 2003	Perpetual	
58	GCST	Certificate of registration of the especially cont	Department of Fisheries	л. 01 01 46 0316	June 17, 2003	Perpetual	
59	GCST	Certificate of registration of the especially cont	Department of Fisheries	л. 01 01 46 0437	August 26, 2003	Perpetual	
60	GCST	Certificate of registration of the especially cont	Department of Fisheries	л. 01 01 48 0312	June 28, 2005	Perpetual	
61	GCST	Certificate of registration of the especially cont	Department of Fisheries	л. 01 01 48 0313	June 28, 2005	Perpetual	
62	GCST	Certificate of registration of the especially cont	Department of Fisheries	л. 01 01 59 0092	April 12, 2016	Perpetual	

63	GCST	Certificate of registration of the especially controlled animal feed (Hatchery feed #1 (Zoeal))	Department of Fisheries	1. 01 01 48 0314	June 28, 2005	Perpetual	
64	GCST	Certificate of registration of the especially controlled animal feed (Hatchery feed #2 (Mysis))	Department of Fisheries	1. 01 01 54 0128	April 28, 2011	Perpetual	
65	GCST	Certificate of registration of the especially controlled animal feed (Hatchery feed #3 (PL1-5))	Department of Fisheries	1. 01 01 48 0097	February 24, 2005	Perpetual	
66	GCST	Certificate of registration of the especially controlled animal feed (Hatchery feed #4 (PL6-20))	Department of Fisheries	1. 01 01 48 0098	February 24, 2005	Perpetual	
67	GCST	Certificate of registration of the especially controlled animal feed (Hatchery feed Microparticulate)	Department of Fisheries	1. 01 01 48 0099	February 24, 2005	Perpetual	
68	GCST	Certificate of registration of the especially controlled animal feed (GCMAT-SH1)	Department of Fisheries	1. 01 01 65 0519	October 26, 2022	Perpetual	
69	GCST	Import permit	Department of Fisheries	1. 01 01 65 0490	October 5, 2022	Perpetual	
70	GCST	Import permit	Department of Fisheries	1. 01 01 65 0491	October 5, 2022	Perpetual	
71	GCST	Import permit	Department of Fisheries	1. 01 01 65 0492	October 5, 2022	Perpetual	
72	GCST	Import permit	Department of Fisheries	1. 01 01 65 0493	October 5, 2022	Perpetual	
73	GCST	Import permit	Department of Fisheries	1. 01 01 65 0494	October 5, 2022	Perpetual	
74	GCST	Import permit	Department of Fisheries	1. 01 01 65 0495	October 5, 2022	Perpetual	
75	GCST	Import permit	Department of Fisheries	1. 01 01 65 0496	October 5, 2022	Perpetual	
76	GCST	Import permit	Department of Fisheries	1.02 01 45 0019	January 17, 2002	Perpetual	
77	GCST	Import permit	Department of Fisheries	1.02 01 45 0020	January 17, 2002	Perpetual	
78	GCST	Import permit	Department of Fisheries	1.02 01 45 0021	January 17, 2002	Perpetual	
79	GCST	Import permit	Department of Fisheries	1.02 01 45 0022	January 17, 2002	Perpetual	
80	GCST	Import permit	Department of Fisheries	1.02 01 45 0038	January 31, 2002	Perpetual	
81	GCST	Import permit	Department of Fisheries	1.02 01 45 0038	March 6, 2015	Perpetual	
82	GCST	Certificate of registration (Squid Liver Powder)	Department of Livestock Development	1.02 06 41 0093	March 11, 1998	Perpetual	

83	GCST	Certificate of registration (Encap C-70)	Department of Livestock Development	๑.02 04 41 0094	September 6, 1998	Perpetual	
84	GCST	Certificate of registration Steam (Dried Fish)	Department of Livestock Development	๑.02 01 40 0113	July 11, 1997	Perpetual	
85	GCST	Certificate of registration (Soyabean Meal)	Department of Livestock Development	๑.02 01 42 0033	April 16, 1997	Perpetual	
86	GCST	Certificate of registration (Squid Liver Oil)	Department of Livestock Development	๑.02 06 40 0121	November 18, 1997	Perpetual	
87	GCST	Certificate of registration (Danish Fish Meal)	Department of Livestock Development	๑.02 01 40 0114	July 11, 1997	Perpetual	
88	GCST	Certificate of registration (Tiger C 35 (L-A))	Department of Livestock Development	๑.02 06 48 0062	February 28, 2005	Perpetual	
89	GCST	Certificate of registration (Soyabean Meal)	Department of Livestock Development	๑.02 01 49 0064	July 28, 2006	Perpetual	
90	GCST	Certificate of registration (Squid Liver Powder)	Department of Livestock Development	๑.02 06 51 0156	July 15, 2008	Perpetual	
91	GCST	Certificate of registration (Squid Liver Powder)	Department of Livestock Development	๑.02 06 52 0037	November 2, 2009	Perpetual	
92	GCST	Certificate of registration (Squid Liver Powder)	Department of Livestock Development	๑.02 06 52 0124	November 6, 2009	Perpetual	
93	GCST	Certificate of registration (Conrn Protein)	Department of Livestock Development	๑.02 01 58 0078	August 17, 2009	Perpetual	
94	GCST	Certificate of registration (FISH MEAL) (V)	Department of Livestock Development	๑.02 01 59 0091	September 29, 2009	Perpetual	
95	GCST	Certificate of registration (Squid Liver Powder)	Department of Livestock Development	๑.02 04 61 0016	December 9, 2018	Perpetual	

ANNEX E
Leases of AEV's Subsidiaries

Union Bank Leases

Business Unit	Property	Location	Lessee	Lessor	Period of Lease	Lease Expiration
Facilities Management Group - Lease Business	UB Plaza Building	GF	City Savings Bank, Inc	UBP	5	8/31/25
Facilities Management Group - Lease Business	UB Plaza Building	10F	Kinuron, inc.	UBP	3	8/28/23
Facilities Management Group - Lease Business	UB Plaza Building	10F	HKT Teleservices (Phils) Inc.	UBP	6 months	12/15/23
Facilities Management Group - Lease Business	UB Plaza Building	11F	Power Integrations B.V. Netherlands	UBP	5	2/29/24
Facilities Management Group - Lease Business	UB Plaza Building	11F	Power Integrations B.V. Netherlands	UBP	2.75	11/30/26
Facilities Management Group - Lease Business	UB Plaza Building	12F	Power Integrations B.V. Netherlands	UBP	5	11/30/26
Facilities Management Group - Lease Business	UB Plaza Building	15F	Omega Healthcare Services	UBP	3	11/30/24
Facilities Management Group - Lease Business	UB Plaza Building	2402	Branders.com Philippines Inc.	UBP	5	5/15/28
Facilities Management Group - Lease Business	UB Plaza Building	2403	Erbas Asia, Inc.	UBP	1	2/14/24
Facilities Management Group - Lease Business	UB Plaza Building	2408	Mineman Pacific Inc	UBP	5	9/30/23
Facilities Management Group - Lease Business	UB Plaza Building	2409	Commodity Quest	UBP	3	12/31/24
Facilities Management Group - Lease Business	UB Plaza Building	2506	UBP Investments Corporation	UBP	5	9/30/23
Facilities Management Group - Lease Business	UB Plaza Building	2601, 2602	Labrador Information Tranparency Philippines, Inc. (former DG3 Idocs)	UBP	5	4/16/25
Facilities Management Group - Lease Business	UB Plaza Building	2706	RAHI SYSTEMS INC	UBP	3	9/30/24

Facilities Management Group - Lease Business	UB Plaza Building	2705	AVNET Phils PTY Inc.	UBP	3	10/23/24
Facilities Management Group - Lease Business	UB Plaza Building	28F	City Savings Bank, Inc	UBP	4	5/14/25
Facilities Management Group - Lease Business	UB Plaza Building	29F	City Savings Bank, Inc	UBP	5	5/14/25
Facilities Management Group - Lease Business	UB Plaza Building	30F	Betur Inc (dBa Coins.ph)	UBP	3	6/30/25
Facilities Management Group - Lease Business	UB Plaza Building	33F	UBX Philippines Inc	UBP	5	5/31/24
Facilities Management Group - Lease Business	UB Plaza Building	35F	City Savings Bank, Inc	UBP	5	1/14/24
Facilities Management Group - Lease Business	UB Plaza Building	36F	City Savings Bank, Inc	UBP	5	6/30/28
Facilities Management Group - Lease Business	UB Plaza Building	37F	Console Connect Philippines	UBP	3	6/15/25
Facilities Management Group - Lease Business	UB Plaza Building	40F	Share Possible Inc	UBP	2	7/15/24
Facilities Management Group - Lease Business	UB Plaza Building	41F	UnionDigital Bank Inc	UBP	5	6/30/27
Facilities Management Group - Lease Business	UBP Palawan Building	GF 1-A	City Savings Bank Inc	UBP	5	2/4/25
Facilities Management Group - Lease Business	UBP Palawan Building	2C	The Insular Life Assurance Company Ltd.	UBP	3	1/24/26
Facilities Management Group - Lease Business	UBP Palawan Building	2A	Communities Palawan Inc	UBP	1	5/31/23
Facilities Management Group - Lease Business	UBP CDO Building	2F	Silver CDO Finance	UBP	1.8	12/31/24
Facilities Management Group - Lease Business	UB Square Building	12F	CITIBANK N.A. (PHILIPPINE BRANCH)	UBP	6	7/31/28
Facilities Management Group - Lease Business	UB Square Building	GF	LAWSON PHILIPPINES, INC	UBP	5	1/24/26
Facilities Management Group - Lease Business	UB Square Building	Seat Lease	PRIMOVER CONSULTANCY SERVICES, INC.	UBP	1	7/31/23
Facilities Management Group - Lease Business	UB Square Building	Seat Lease	INFOLINK PLACEMENT AND COMPUTER SERVICES CORPORATION	UBP	1	7/31/23
Facilities Management Group - Lease Business	UB Square Building	11F	CITICORP FINANCIAL SERVICES AND INSURANCE	UBP	5	12/31/27
Facilities Management Group - Lease Business	UB Greenhills Building	2F	CITICORP FINANCIAL SERVICES AND INSURANCE	UBP	5	12/31/27

Hedcor Entities Leases

Plant	Barangay	Municipality	Province	Company	Lessor	Start date		Start Date Renewed	Expiration Date
Ampohaw	Banengbeng	Sablan	Benguet	Hedcor, Inc.	FERNANDEZ, ROY	1-Jun-2014	2039		
Ampohaw	Banengbeng	Sablan	Benguet	Hedcor, Inc.	CAYAT, MARIE GERALDINE	1-Jun-2014	2039		
Ampohaw	Banengbeng	Sablan	Benguet	Hedcor, Inc.	AKIAPAS, LIM	1-Jun-2014	2039		
Ampohaw	Banengbeng	Sablan	Benguet	Hedcor, Inc.	OLAYAN, LEE	1-Jun-2014	2039		
Ampohaw	Banengbeng	Sablan	Benguet	Hedcor, Inc.	OLAYAN, RIZZA (OLAYAN, PEDRO)	1-Jun-2014	2039		
Ampohaw	Banengbeng	Sablan	Benguet	Hedcor, Inc.	COMPALA, AVENUE	1-Jun-2014	2039		
Ampohaw	Banengbeng	Sablan	Benguet	Hedcor, Inc.	GUILAO, CANDO	1-Jun-2014	2039		
Ampohaw	Banengbeng	Sablan	Benguet	Hedcor, Inc.	GUILAO, DORO	1-Jun-2014	2039		
Ampohaw	Banengbeng	Sablan	Benguet	Hedcor, Inc.	EBBES, REMEDIOS	1-Jun-2014	2039		
Ampohaw	Banengbeng	Sablan	Benguet	Hedcor, Inc.	MAPILI, NORA Q	1-Jun-2014	2039		
Ampohaw	Banengbeng	Sablan	Benguet	Hedcor, Inc.	SAMSON)	1-Jun-2014	2039		
Ampohaw	Banengbeng	Sablan	Benguet	Hedcor, Inc.	COLAS, EDNA	1-Jun-2014	2039		
Ampohaw	Banengbeng	Sablan	Benguet	Hedcor, Inc.	SUERTE, DOMES/ SUERTE, ARTHUR	1-Jun-2014	2039		
Ampohaw	Banengbeng	Sablan	Benguet	Hedcor, Inc.	SANTOS, ROMAN (ZANDUETA, JOSE)	24-Dec-1990	2015		
Ampohaw	Banengbeng	Sablan	Benguet	Hedcor, Inc.	PALASI, JOSEPHINE (formerly ANTONIO)	6/1/14	2039		
Ampohaw	Banengbeng	Sablan	Benguet	Hedcor, Inc.	RINGOR, VILMA	1/1/20	2030		
Ampohaw	Banengbeng	Sablan	Benguet	Hedcor, Inc.	BANTO, PAOLO	1-Jan-2016	2041		
Ampohaw	Banengbeng	Sablan	Benguet	Hedcor, Inc.	GUILAO, DORO	1-Jan-2016	2041		
Ampohaw	Banengbeng	Sablan	Benguet	Hedcor, Inc.	YACO, NILDA and/or ROSING PULIG	1-Jun-2014	2039		
Ampohaw	Banengbeng	Sablan	Benguet	Hedcor, Inc.	ANDRADA, ANNIE LORIE	1-Jun-2015	2040		
Ampohaw	Banengbeng	Sablan	Benguet	Hedcor, Inc.	KIW-AN, ROGER	1-Sep-2016	2041		
Ampohaw	Banengbeng	Sablan	Benguet	Hedcor, Inc.	LABOTAN, MARILYN	1-Aug-2015	2040		
Ampohaw	Banengbeng	Sablan	Benguet	Hedcor, Inc.	LABOTAN, MARILYN	1-Jan-2020	2044		
Ampohaw	Banengbeng	Sablan	Benguet	Hedcor, Inc.	KIW-AN, LAOYAN	1-Aug-2015	2040		
Ampohaw	Banengbeng	Sablan	Benguet	Hedcor, Inc.	SUMALIA, WILLIAM	1-Jul-2016	2041		
Ampohaw	Banengbeng	Sablan	Benguet	Hedcor, Inc.	YACO, SEGUNDO	1-Aug-2015	2040		
Ampohaw	Banengbeng	Sablan	Benguet	Hedcor, Inc.	PANELO, REGINA	1-Aug-2015	2040		
Ampohaw	Banengbeng	Sablan	Benguet	Hedcor, Inc.	EBBES, NICANOR	1-Jul-2016	2041		
Ampohaw	Banengbeng	Sablan	Benguet	Hedcor, Inc.	KITAB, FELIPA	1-Aug-2015	2040		
Ampohaw	Banengbeng	Sablan	Benguet	Hedcor, Inc.	SAINT LOUIS UNIVERSITY	4-Sep-1993	2018		
Ampohaw	Banengbeng	Sablan	Benguet	Hedcor, Inc.	GUILAO, CANDO	1-Jan-2015	2030		
Ampohaw	Banengbeng	Sablan	Benguet	Hedcor, Inc.	CARPIO TESSIE	1-Jun-2013	2043		
Ampohaw	Banengbeng	Sablan	Benguet	Hedcor, Inc.	GUILAO, CANDO	31-Jan-1990	2040		
Ampohaw	Banengbeng	Sablan	Benguet	Hedcor, Inc.	DIWAS, SARIO	2/8/90	2040		
Ampohaw	Banengbeng	Sablan	Benguet	Hedcor, Inc.	DIWAS, SARIO	8-Feb-1990	2040		
Ampohaw	Banengbeng	Sablan	Benguet	Hedcor, Inc.	GAYASO, BASILIA	8-Feb-1990	2040		
Ampohaw	Banengbeng	Sablan	Benguet	Hedcor, Inc.	GUILAO, DORO	8-Feb-1990	2040		
Ampohaw	Banengbeng	Sablan	Benguet	Hedcor, Inc.	LABOTAN, MARILYN	8-Feb-1990	2040		
Ampohaw	Banengbeng	Sablan	Benguet	Hedcor, Inc.	KIW-AN, ROGER	8-Feb-1990	2040		
Ampohaw	Banengbeng	Sablan	Benguet	Hedcor, Inc.	CAMPALA, OCTOBIANO	23-Feb-1998	2040		
Ampohaw	Banengbeng	Sablan	Benguet	Hedcor, Inc.	CAMPALA, OCTOBIANO	23-Feb-1998	2040		
Ampohaw	Banengbeng	Sablan	Benguet	Hedcor, Inc.	BANTO, PAULO	8-Mar-1990	2040		
Ampohaw	Banengbeng	Sablan	Benguet	Hedcor, Inc.	DIWAS, SARIO	28-May-1999	2040		
Ampohaw	Banengbeng	Sablan	Benguet	Hedcor, Inc.	DIWAS, PURITA (DIWAS, SARIO)	8-Feb-2000	2040		
Ampohaw	Banengbeng	Sablan	Benguet	Hedcor, Inc.	COLTING, GLICK	21-Mar-1996	2041		

Ampohaw	Banengbeng	Sablan	Benguet	Hedcor, Inc.	GRACIO, CONRADO/ RINGOR, VILMA	21-Mar-1996	2041		
Ampohaw	Banengbeng	Sablan	Benguet	Hedcor, Inc.	KIW-AN, ROGER	15-Jan-1996	2041		
Ampohaw	Banengbeng	Sablan	Benguet	Hedcor, Inc.	OLAYAN, CLARITA	15-Jan-1996	2041		
Ampohaw	Banengbeng	Sablan	Benguet	Hedcor, Inc.	GUILAO, CANDO	9-Dec-1991	2041		
Ampohaw	Banengbeng	Sablan	Benguet	Hedcor, Inc.	CAMPALA, OCTOBIANO	28-Apr-1992	2042		
Ampohaw	Banengbeng	Sablan	Benguet	Hedcor, Inc.	CAMPALA, OCTOBIANO	28-Apr-1992	2042		
Ampohaw	Banengbeng	Sablan	Benguet	Hedcor, Inc.	CAMPALA, OCTOBIANO	5-Jun-1991	2029		
Ampohaw	Banengbeng	Sablan	Benguet	Hedcor, Inc.	CAMPALA, OCTOBIANO	28-Apr-1992	2042		
Ampohaw	Banengbeng	Sablan	Benguet	Hedcor, Inc.	EBBES, ALISON	1-Jan-2013	2038		
Ampohaw	Banengbeng	Sablan	Benguet	Hedcor, Inc.	ANOD, JEROME	1-Apr-2013	2043		
Ampohaw	Banengbeng	Sablan	Benguet	Hedcor, Inc.	ELIS, FERDIE	1-Jun-2013	2043		
Ampohaw	Banengbeng	Sablan	Benguet	Hedcor, Inc.	QUINIO, ASTERIO	1-Jun-2015	2040		
Ampohaw	Banengbeng	Sablan	Benguet	Hedcor, Inc.	COMPALA, DENIO	1-Mar-2015	2040		
Ampohaw	Banengbeng	Sablan	Benguet	Hedcor, Inc.	COMPALA, DENIO	1-Mar-2014	2044		
Ampohaw	Banengbeng	Sablan	Benguet	Hedcor, Inc.	CAMPALA, OCTOBIANO	5-Jun-1991	2030		
Ampohaw	Banengbeng	Sablan	Benguet	Hedcor, Inc.	QUINIO, LPIDIO	1-Jun-2014	2039		
Ampohaw	Banengbeng	Sablan	Benguet	Hedcor, Inc.	COMPALA, LENDO	12-Feb-1991	2041		
Ampohaw	Banengbeng	Sablan	Benguet	Hedcor, Inc.	LAMIS, ALEXANDER	12-Mar-2020	2025		
Bineng - Ampohaw	Bineng	La Trinidad	Benguet	Hedcor, Inc.	COLBONG, ANGEL	1-Aug-2015	2040		
Bineng - Ampohaw	Banengbeng	Sablan	Benguet	Hedcor, Inc.	BESTRE, RACHEL	1-Aug-2015	2040		
Bineng - Ampohaw	Banengbeng	Sablan	Benguet	Hedcor, Inc.	ELIS, FERDIE	1-Feb-2016	2041		
Bineng - Ampohaw	Bineng	La Trinidad	Benguet	Hedcor, Inc.	BINAY-AN, EZPERANZA	1-Aug-2015	2040		
Bineng - Ampohaw	Banengbeng	Sablan	Benguet	Hedcor, Inc.	EMMON, LYDIA	1-Aug-2015	2040		
Bineng - Ampohaw	Bineng	La Trinidad	Benguet	Hedcor, Inc.	GUIMPATAN, NORA	1-Aug-2015	2040		
Bineng - Ampohaw	Bineng	La Trinidad	Benguet	Hedcor, Inc.	MIGUEL)	1-Aug-2015	2040		
Bineng - Ampohaw	Bineng	La Trinidad	Benguet	Hedcor, Inc.	NAMURO, RICARDO	1-Aug-2015	2040		
Bineng - Ampohaw	Banengbeng	Sablan	Benguet	Hedcor, Inc.	VALDEZ, EDWIN	1-Aug-2015	2040		
Bineng - Ampohaw	Banengbeng	Sablan	Benguet	Hedcor, Inc.	EBBES, REYNALDO	1-Aug-2015	2040		
Bineng - Ampohaw	Banengbeng	Sablan	Benguet	Hedcor, Inc.	EBBES, ELVIN	1-Aug-2015	2040		
Bineng - Ampohaw	Banengbeng	Sablan	Benguet	Hedcor, Inc.	EBBES, NARDO	1-Aug-2015	2040		
Bineng - Ampohaw	Banengbeng	Sablan	Benguet	Hedcor, Inc.	LORENA, LOURDES GAYAMAN	1-Aug-2015	2040		
Bineng - Ampohaw	Banengbeng	Sablan	Benguet	Hedcor, Inc.	PIL-O, LUADA	1-Aug-2015	2040		
Bineng - Ampohaw	Banengbeng	Sablan	Benguet	Hedcor, Inc.	PIL-O, RON JONES	1-Aug-2015	2040		
Bineng - Ampohaw	Bineng	La Trinidad	Benguet	Hedcor, Inc.	RAFAEL, SANTOS	1-Aug-2015	2040		
Bineng - Ampohaw	Bineng	La Trinidad	Benguet	Hedcor, Inc.	THOMPSON, DEXTER	1-Aug-2015	2040		
Bineng - Ampohaw	Banengbeng	Sablan	Benguet	Hedcor, Inc.	VALDEZ, ERNESTO	1-Aug-2015	2040		
Bineng - Ampohaw	Bineng	La Trinidad	Benguet	Hedcor, Inc.	SUMALIA, WILLIAM	1-Apr-2016	2041		
Bineng - Ampohaw	Banengbeng	Sablan	Benguet	Hedcor, Inc.	APOLOG, BETTY/VALDEZ, ANITA	1-Aug-2015	2040		
Bineng - Ampohaw	Bineng	La Trinidad	Benguet	Hedcor, Inc.	BATOLNE, ROBERT	1-Aug-2015	2040		
Bineng - Ampohaw	Banengbeng	Sablan	Benguet	Hedcor, Inc.	LACDAO, JESSY &/JENNIFER	1-Aug-2015	2040		
Bineng - Ampohaw	Banengbeng	Sablan	Benguet	Hedcor, Inc.	QUINTIN, DOMINGA	23-Apr-1991	2016		
Bineng - Ampohaw	Bineng	La Trinidad	Benguet	Hedcor, Inc.	BONTAGUEL, ROSALIA	1-Aug-2015	2040		
Bineng - Ampohaw	Bineng	La Trinidad	Benguet	Hedcor, Inc.	SHINAGAWA, TRINIDAD	1-Aug-2015	2040		
Bineng - Ampohaw	Bineng	La Trinidad	Benguet	Hedcor, Inc.	SABOG, ERLINDA	Aug. 1, 2015	2040		
Bineng - Ampohaw	Banengbeng	Sablan	Benguet	Hedcor, Inc.	CARLOS/VALDEZ, ANITA)	1-Aug-2015	2040		
Bineng - Ampohaw	Bineng	La Trinidad	Benguet	Hedcor, Inc.	SUMAKEY, MCARTHUR	1-Aug-2015	2040		
Bineng - Ampohaw	Banengbeng	Sablan	Benguet	Hedcor, Inc.	OLIVIA TIAGO (EBBES, FELIPE)	1-Aug-2015	2040		

Bineng - Ampohaw	Banengbeng	Sablan	Benguet	Hedcor, Inc.	QUINTIN, DOMINGA	26-May-1994	2019		
Bineng - Ampohaw	Banengbeng	Sablan	Benguet	Hedcor, Inc.	EBBES, NICANOR	1-Apr-2016	2041		
Bineng - Ampohaw	Bineng	La Trinidad	Benguet	Hedcor, Inc.	GUZMAN, EDITHA	1-Apr-2017	2042		
Bineng 3	Bineng	La Trinidad	Benguet	Hedcor, Inc.	ALAM- AM, NAZARINO	1-Sep-2016	2041		
Bineng 3	Bineng	La Trinidad	Benguet	Hedcor, Inc.	AMOY, ROY	Sep. 1, 2016	2041		
Bineng 3	Bineng	La Trinidad	Benguet	Hedcor, Inc.	BILAG, ERNESTO	1-Sep-2016	2041		
Bineng 3	Bineng	La Trinidad	Benguet	Hedcor, Inc.	BILAG, GINO	1-Sep-2016	2041		
Bineng 3	Bineng	La Trinidad	Benguet	Hedcor, Inc.	BILAG, JERSON	1-May-2017	2017		
Bineng 3	Bineng	La Trinidad	Benguet	Hedcor, Inc.	CAGA, AMADO	1-Sep-2016	2041		
Bineng 3	Bineng	La Trinidad	Benguet	Hedcor, Inc.	COLBONG, ANGEL	1-Sep-2016	2041		
Bineng 3	Bineng	La Trinidad	Benguet	Hedcor, Inc.	JOVELYN LAMSIS (DINNONDON, SEBIA)	1-Sep-2016	2041		
Bineng 3	Bineng	La Trinidad	Benguet	Hedcor, Inc.	GUIMPATAN, NORA	1-Sep-2016	2041		
Bineng 3	Bineng	La Trinidad	Benguet	Hedcor, Inc.	LUCAS, ELVIN	1-Jul-2017	2042		
Bineng 3	Bineng	La Trinidad	Benguet	Hedcor, Inc.	GUZMAN, EDITHA (GUZMAN, RUBEN)	1-Mar-2017	2042		
Bineng 3	Bineng	La Trinidad	Benguet	Hedcor, Inc.	MABLAY, EFREN/ FIDELA (MABLAY, NILO)	1-Jan-2019	2044		
Bineng 3	Bineng	La Trinidad	Benguet	Hedcor, Inc.	MARTINI, WESTMOORE	1-Sep-2016	2041		
Bineng 3	Bineng	La Trinidad	Benguet	Hedcor, Inc.	MARTINI, WESTMOORE	1-Sep-2016	2041		
Bineng 3	Bineng	La Trinidad	Benguet	Hedcor, Inc.	MIGUEL, FLORENCE	1-Sep-2016	2041		
Bineng 3	Bineng	La Trinidad	Benguet	Hedcor, Inc.	MIGUEL, FLORENCE	1-Sep-2016	2041		
Bineng 3	Bineng	La Trinidad	Benguet	Hedcor, Inc.	FLORENCE)	1-Sep-2016	2041		
Bineng 3	Bineng	La Trinidad	Benguet	Hedcor, Inc.	MOYAO, GABRIEL	1-Sep-2016	2041		
Bineng 3	Bineng	La Trinidad	Benguet	Hedcor, Inc.	MUYAO, RAFAEL	1-Sep-2016	2041		
Bineng 3	Bineng	La Trinidad	Benguet	Hedcor, Inc.	OLECIO, RONALD/OLECIO, GLORIA	1-Mar-2016	2041		
Bineng 3	Bineng	La Trinidad	Benguet	Hedcor, Inc.	THOMPSON, PENDON (MARVIN)	1-Sep-2016	2041		
Bineng 3	Bineng	La Trinidad	Benguet	Hedcor, Inc.	VIDANA, EVELYN/ VIDANA, SIXTO	1-Sep-2016	2041		
Bineng 3	Bineng	La Trinidad	Benguet	Hedcor, Inc.	WAKAT, GASPAS	1-Sep-2016	2041		
Bineng 3	Bineng	La Trinidad	Benguet	Hedcor, Inc.	CAGA, ESTHER / AMADO	15-Apr-2011	2025		
Bineng 3	Bineng	La Trinidad	Benguet	Hedcor, Inc.	AMSING, MILTER	1-Feb-2016	2019	Jan 1, 2020	December 31, 2022
Bineng 3	Bineng	La Trinidad	Benguet	Hedcor, Inc.	CARIAS, NORMA	19-Feb-2015	2025		
La Trinidad Hydro	Bineng	La Trinidad	Benguet	Hedcor, Inc.	OMILES, MARIA	28-Nov-2017	2042		
La Trinidad Hydro	Bineng	La Trinidad	Benguet	Hedcor, Inc.	BERAY, JOSE	28-Nov-2017	2042		
La Trinidad Hydro	Bineng	La Trinidad	Benguet	Hedcor, Inc.	CATALINO, LUCIO	28-Nov-2017	2042		
La Trinidad Hydro	Bineng	La Trinidad	Benguet	Hedcor, Inc.	PATRICIO)	28-Nov-2017	2042		
La Trinidad Hydro	Bineng	La Trinidad	Benguet	Hedcor, Inc.	BUSENTO, ELIZABETH	28-Nov-2017	2042		
La Trinidad Hydro	Bineng	La Trinidad	Benguet	Hedcor, Inc.	CHAMOS. ANGELA	28-Nov-2017	2042		
La Trinidad Hydro	Bineng	La Trinidad	Benguet	Hedcor, Inc.	MARJORIE REBUJIO (REBUJIO, ANGELITITA)	28-Nov-2017	2042		
La Trinidad Hydro	Bineng	La Trinidad	Benguet	Hedcor, Inc.	BATOKIL, FELIPE	28-Nov-2017	2042		
La Trinidad Hydro	Bineng	La Trinidad	Benguet	Hedcor, Inc.	CARBONEL, DIETER (CARBONEL, ALICIA)	28-Nov-2017	2042		
La Trinidad Hydro	Bineng	La Trinidad	Benguet	Hedcor, Inc.	CARBONEL, DIETER (CARBONEL, ALICIA)	28-Nov-2017	2042		
La Trinidad Hydro	Bineng	La Trinidad	Benguet	Hedcor, Inc.	CATALINO, SEBASTIAN	28-Nov-2017	2042		
La Trinidad Hydro	Bineng	La Trinidad	Benguet	Hedcor, Inc.	OLIDA, GALWAN	28-Nov-2017	2042		
La Trinidad Hydro	Bineng	La Trinidad	Benguet	Hedcor, Inc.	DULAY, JOVY	28-Nov-2017	2042		
La Trinidad Hydro	Bineng	La Trinidad	Benguet	Hedcor, Inc.	SUDAYPAN, MARIA	28-Nov-2017	2042		
La Trinidad Hydro	Bineng	La Trinidad	Benguet	Hedcor, Inc.	MATEO)	28-Nov-2017	2042		
La Trinidad Hydro	Bineng	La Trinidad	Benguet	Hedcor, Inc.	ABELAO)	28-Nov-2017	2042		
La Trinidad Hydro	Bineng	La Trinidad	Benguet	Hedcor, Inc.	VIDANA, EVELYN	28-Nov-2017	2042		
La Trinidad Hydro	Bineng	La Trinidad	Benguet	Hedcor, Inc.	MABLAY, AMOR	28-Nov-2017	2042		

La Trinidad Hydro	Bineng	La Trinidad	Benguet	Hedcor, Inc.	CANUTO, SONIA	Nov. 28, 2017	2042		
La Trinidad Hydro	Bineng	La Trinidad	Benguet	Hedcor, Inc.	CANUTO, SONIA	28-Nov-2017	2042		
La Trinidad Hydro	Bineng	La Trinidad	Benguet	Hedcor, Inc.	75% PASI, MYRNA	28-Nov-2017	2042		
La Trinidad Hydro	Bineng	La Trinidad	Benguet	Hedcor, Inc.	25% TOMAS, LOLITA/ MIGUEL, FLORENCE	28-Nov-2017	2042		
La Trinidad Hydro	Bineng	La Trinidad	Benguet	Hedcor, Inc.	25% TOMAS, LOLITA/ MIGUEL, FLORENCE	28-Nov-2017	2042		
La Trinidad Hydro	Bineng	La Trinidad	Benguet	Hedcor, Inc.	25% TOMAS, LOLITA/ MIGUEL, FLORENCE	28-Nov-2017	2042		
La Trinidad Hydro	Bineng	La Trinidad	Benguet	Hedcor, Inc.	25% TOMAS, LOLITA/ MIGUEL, FLORENCE	28-Nov-2017	2042		
La Trinidad Hydro	Bineng	La Trinidad	Benguet	Hedcor, Inc.	BINAY-AN)	28-Nov-2017	2042		
La Trinidad Hydro	Bineng	La Trinidad	Benguet	Hedcor, Inc.	BINAY-AN)	28-Nov-2017	2042		
La Trinidad Hydro	Bineng	La Trinidad	Benguet	Hedcor, Inc.	OLIDA, RITA G.	28-Nov-2017	2042		
La Trinidad Hydro	Bineng	La Trinidad	Benguet	Hedcor, Inc.	MOYAO, ESTHER G.	28-Nov-2017	2042		
La Trinidad Hydro	Bineng	La Trinidad	Benguet	Hedcor, Inc.	WAGSI, DENNY L. (RIMANDO, ERMA G.)	28-Nov-2017	2042		
La Trinidad Hydro	Bineng	La Trinidad	Benguet	Hedcor, Inc.	WAGSI, DENNY L. (LORENA, CHRISTAN G.)	28-Nov-2017	2042		
La Trinidad Hydro	Bineng	La Trinidad	Benguet	Hedcor, Inc.	GALATY, ANTONIO	28-Nov-2017	2042		
La Trinidad Hydro	Bineng	La Trinidad	Benguet	Hedcor, Inc.	GUZMAN, EDITHA	28-Nov-2017	2042		
La Trinidad Hydro	Bineng	La Trinidad	Benguet	Hedcor, Inc.	BUTANGEN, AMBROSIO	28-Nov-2017	2042		
La Trinidad Hydro	Bineng	La Trinidad	Benguet	Hedcor, Inc.	CATALINO, SANTOS	28-Nov-2017	2042		
La Trinidad Hydro	Bineng	La Trinidad	Benguet	Hedcor, Inc.	THOMPSON, PENDON	28-Nov-2019	2044		
La Trinidad Hydro	Bineng	La Trinidad	Benguet	Hedcor, Inc.	WAKAT, JOSEPH	28-Nov-2019	2044		
La Trinidad Hydro	Bineng	La Trinidad	Benguet	Hedcor, Inc.	WAKAT, JOSEPH	28-Nov-2019	2044		
La Trinidad Hydro	Bineng	La Trinidad	Benguet	Hedcor, Inc.	WAKAT, NANCY	28-Nov-2019	2044		
La Trinidad Hydro	Bineng	La Trinidad	Benguet	Hedcor, Inc.	WAKAT, NANCY	28-Nov-2019	2044		
La Trinidad Hydro	Bineng	La Trinidad	Benguet	Hedcor, Inc.	MABLAY, DARIO	28-Nov-2019	2044		
La Trinidad Hydro	Bineng	La Trinidad	Benguet	Hedcor, Inc.	CHINAYO, EDWIN	22-Jan-2019	2044		
La Trinidad Hydro	Bineng	La Trinidad	Benguet	Hedcor, Inc.	CHINAYO, DIVINA	22-Jan-2019	2044		
La Trinidad Hydro	Bineng	La Trinidad	Benguet	Hedcor, Inc.	CHAMOS, BRIDGETTE	22-Jan-2019	2044		
La Trinidad Hydro	Bineng	La Trinidad	Benguet	Hedcor, Inc.	SABADO, FAUSTINA	28-Nov-2017	2042		
Bakun AC	Kayapa	Bakun	Benguet	Luzon Hydro Corp	ALSINO, RODNEY	16-Jan-2005	2030		
Bakun AC	Kayapa	Bakun	Benguet	Luzon Hydro Corp	ALSINO, RODNEY	16-Jan-2005	2030		
Bakun AC	Kayapa	Bakun	Benguet	Luzon Hydro Corp	ALSINO, RODNEY	16-Jan-2005	2030		
Bakun AC	Kayapa	Bakun	Benguet	Luzon Hydro Corp	ALSINO, RODNEY	16-Jan-2005	2030		
Bakun AC	Kayapa	Bakun	Benguet	Luzon Hydro Corp	BALAO DAN, HERMINIA	16-Jan-2005	2030		
Bakun AC	Kayapa	Bakun	Benguet	Luzon Hydro Corp	BALAO DAN, HERMINIA	16-Jan-2005	2030		
Bakun AC	Kayapa	Bakun	Benguet	Luzon Hydro Corp	BALAO DAN, LUIS	16-Jan-2005	2030		
Bakun AC	Kayapa	Bakun	Benguet	Luzon Hydro Corp	BALAO DAN, LUIS	16-Jan-2005	2030		
Bakun AC	Kayapa	Bakun	Benguet	Luzon Hydro Corp	BALAO DAN, MATIAS	16-Jan-2005	2030		
Bakun AC	Amlongan	Alilem	Ilocos Sur	Luzon Hydro Corp	rep. by Brgy Chairman Hon. Salvador	3-May-2007	2032		
Bakun AC	Kayapa	Bakun	Benguet	Luzon Hydro Corp	CUBANGAY, CRISANTO	16-Jan-2005	2030		
Bakun AC	Kayapa	Bakun	Benguet	Luzon Hydro Corp	CUBANGAY, CRISANTO	16-Jan-2005	2030		
Bakun AC	Kayapa	Bakun	Benguet	Luzon Hydro Corp	DALUPANG, MARGARITHA	16-Jan-2005	2030		
Bakun AC	Kayapa	Bakun	Benguet	Luzon Hydro Corp	DANIEL, MARCELINO	16-Jan-2005	2030		
Bakun AC	Kayapa	Bakun	Benguet	Luzon Hydro Corp	DANIEL, MARCELINO	16-Jan-2005	2030		
Bakun AC	Kayapa	Bakun	Benguet	Luzon Hydro Corp	DANIEL, MARCELINO	16-Jan-2005	2030		
Bakun AC	Kayapa	Bakun	Benguet	Luzon Hydro Corp	DANIEL, MARCELINO	16-Jan-2005	2030		
Bakun AC	Kayapa	Bakun	Benguet	Luzon Hydro Corp	GABAT, VICTORIA	16-Jan-2005	2030		
Bakun AC	Kayapa	Bakun	Benguet	Luzon Hydro Corp	TUBBAY	16-Jan-2005	2030		
Bakun AC	Kayapa	Bakun	Benguet	Luzon Hydro Corp	TUBBAY	16-Jan-2005	2030		

Bakun AC	Kayapa	Bakun	Benguet	Luzon Hydro Corp	a. CESAR TAYNAN	16-Jan-2005	2030		
Bakun AC	Kayapa	Bakun	Benguet	Luzon Hydro Corp	MAIGI, VICENTE	16-Jan-2005	2030		
Bakun AC	Kayapa	Bakun	Benguet	Luzon Hydro Corp	MAIGI, VICENTE	16-Jan-2005	2030		
Bakun AC	Kayapa	Bakun	Benguet	Luzon Hydro Corp	SANGGAWA, TEODORO	16-Jan-2005	2030		
Bakun AC	Kayapa	Bakun	Benguet	Luzon Hydro Corp	SANGGAWA, TEODORO	16-Jan-2005	2030		
Bakun AC	Kayapa	Bakun	Benguet	Luzon Hydro Corp	SANGGAWA, TEODORO	16-Jan-2005	2030		
Bakun Minis		Bakun	Benguet	Hedcor, Inc.	BADIO, ELMER	18-Feb-2020	2029		
Bakun Minis	Poblacion	Bakun	Benguet	Hedcor, Inc.	ANGLUBEN, GIDEON	21-Feb-2015	2040		
Bakun Minis	Poblacion	Bakun	Benguet	Hedcor, Inc.	TEGPEP, JOSEPHINE	1-Aug-2015	2040		
Bakun Minis	Poblacion	Bakun	Benguet	Hedcor, Inc.	ANGLUBEN, WILLIAM	1-Feb-2016	2041		
Bakun Minis	Poblacion	Bakun	Benguet	Hedcor, Inc.	FERNANDEZ, EDUARTE	1-Feb-2016	2041		
Bakun Minis	Poblacion	Bakun	Benguet	Hedcor, Inc.	BAGANO, RECTO	42401	2041		
Bakun Minis	Poblacion	Bakun	Benguet	Hedcor, Inc.	BALANGEN, JOSE	1-Feb-2016	2041		
Bakun Minis	Poblacion	Bakun	Benguet	Hedcor, Inc.	SENONG, EUGENIO	1-Feb-2016	2041		
Bakun Minis	Poblacion	Bakun	Benguet	Hedcor, Inc.	PALAYEN, PEDRO	1-Feb-2016	2041		
Bakun Minis	Poblacion	Bakun	Benguet	Hedcor, Inc.	KIM)	1-Feb-2016	2041		
Bakun Minis	Poblacion	Bakun	Benguet	Hedcor, Inc.	KIM)	1-Feb-2016	2041		
Bakun Minis	Poblacion	Bakun	Benguet	Hedcor, Inc.	BRGY SINACBAT	1-Feb-2016	2041		
Bakun Minis	Poblacion	Bakun	Benguet	Hedcor, Inc.	ATONEN, CRISPIN	1-Feb-2016	2041		
Bakun Minis	Poblacion	Bakun	Benguet	Hedcor, Inc.	ANDISO, ADRIANO JR.	1-Feb-2016	2041		
Bakun Minis	Poblacion	Bakun	Benguet	Hedcor, Inc.	CACHERO, DOMINGA	1-Feb-2016	2041		
Bakun Minis	Poblacion	Bakun	Benguet	Hedcor, Inc.	TALENTO, LETICIA	1-Feb-2016	2041		
Bakun Minis	Poblacion	Bakun	Benguet	Hedcor, Inc.	MAIGI, NICANOR	1-Feb-2016	2041		
Bakun Minis	Poblacion	Bakun	Benguet	Hedcor, Inc.	SIMEON, ERLINDA	1-Feb-2016	2041		
Bakun Minis	Poblacion	Bakun	Benguet	Hedcor, Inc.	LOZANO, CRESENCIA	1-Feb-2016	2041		
Bakun Minis	Poblacion	Bakun	Benguet	Hedcor, Inc.	CAMODAG, RICO/ AMELIA	1-Feb-2016	2041		
Bakun Minis	Poblacion	Bakun	Benguet	Hedcor, Inc.	CAMODAG, SAMUEL	1-Feb-2016	2041		
Bakun Minis	Poblacion	Bakun	Benguet	Hedcor, Inc.	BAG- AYAN, LOURDES	1-Feb-2016	2041		
Bakun Minis	Poblacion	Bakun	Benguet	Hedcor, Inc.	BANDAO, MARINA	1-Feb-2016	2041		
Bakun Minis	Poblacion	Bakun	Benguet	Hedcor, Inc.	BADIO, RONIE (LUPASI, LAINGAN)	1-Feb-2016	2041		
Bakun Minis	Poblacion	Bakun	Benguet	Hedcor, Inc.	BRGY AMPUSUNGAN	1-Feb-2016	2041		
Bakun Minis	Poblacion	Bakun	Benguet	Hedcor, Inc.	DIO- ALAN, JOSE	1-Feb-2016	2041		
Bakun Minis	Poblacion	Bakun	Benguet	Hedcor, Inc.	DOLINAS, JOHN	1-Feb-2016	2041		
Bakun Minis	Poblacion	Bakun	Benguet	Hedcor, Inc.	BUYA- AN, NANDO	1-Feb-2016	2041		
Bakun Minis	Poblacion	Bakun	Benguet	Hedcor, Inc.	ACYAPAT, TALBINO	1-Feb-2016	2041		
Bakun Minis	Poblacion	Bakun	Benguet	Hedcor, Inc.	GANGA- EY, BEATRIZ	1-Feb-2016	2041		
Bakun Minis	Poblacion	Bakun	Benguet	Hedcor, Inc.	TEGPEP, LADINO	1-Feb-2016	2041		
Bakun Minis	Poblacion	Bakun	Benguet	Hedcor, Inc.	DONGLAL, GLORIA	1-Feb-2016	2041		
Bakun Minis	Poblacion	Bakun	Benguet	Hedcor, Inc.	COLYONG, MARIA AURORA	1-Feb-2016	2041		
Bakun Minis	Poblacion	Bakun	Benguet	Hedcor, Inc.	BAOIDAN, LUCAS	1-Feb-2016	2041		
Bakun Minis	Poblacion	Bakun	Benguet	Hedcor, Inc.	BAG- AYAN, ZAKORAH GRACE	42401	2041		
Bakun Minis	Poblacion	Bakun	Benguet	Hedcor, Inc.	BALINGGAN, DAO- INES	1-Feb-2016	2041		
Bakun Minis	Poblacion	Bakun	Benguet	Hedcor, Inc.	BELIANO, DELFIN/ DAISY	1-Feb-2016	2041		
Bakun Minis	Poblacion	Bakun	Benguet	Hedcor, Inc.	DEGWAY, GORIO	1-Feb-2016	2041		
Bakun Minis	Poblacion	Bakun	Benguet	Hedcor, Inc.	DEGWAY, SAPLING	1-Feb-2016	2041		
Bakun Minis	Poblacion	Bakun	Benguet	Hedcor, Inc.	AS- IL, DORIS JOY	1-Feb-2016	2041		
Bakun Minis	Poblacion	Bakun	Benguet	Hedcor, Inc.	DEGWAY, GORIO	1-Feb-2016	2041		

Bakun Minis	Poblacion	Bakun	Benguet	Hedcor, Inc.	NADNASAN, DOLICA	1-Feb-2016	2041		
Bakun Minis	Poblacion	Bakun	Benguet	Hedcor, Inc.	DEGWAY, BATICIO	1-Feb-2016	2041		
Bakun Minis	Poblacion	Bakun	Benguet	Hedcor, Inc.	CALINSUAY, FRANK	1-Feb-2016	2041		
Bakun Minis	Poblacion	Bakun	Benguet	Hedcor, Inc.	NORMAN, NESTOR	1-Feb-2016	2041		
Bakun Minis	Poblacion	Bakun	Benguet	Hedcor, Inc.	DIWAS, CODAIT/ SACLEY	1-Feb-2016	2041		
Bakun Minis	Poblacion	Bakun	Benguet	Hedcor, Inc.	TAGUDA, CALVIN	1-Feb-2016	2041		
Bakun Minis	Poblacion	Bakun	Benguet	Hedcor, Inc.	TINDO, LITO	1-Feb-2016	2041		
Bakun Minis	Poblacion	Bakun	Benguet	Hedcor, Inc.	TAGUDA, KIKOY	1-Feb-2016	2041		
Bakun Minis	Poblacion	Bakun	Benguet	Hedcor, Inc.	ORGANO, ALBERT	1-Feb-2016	2041		
Bakun Minis	Poblacion	Bakun	Benguet	Hedcor, Inc.	LANGTADEN, LINDA (Maura Dela Cruz)	1-Feb-2016	2041		
Bakun Minis	Poblacion	Bakun	Benguet	Hedcor, Inc.	DIWAS, ROMEO	1-Feb-2016	2041		
Bakun Minis	Poblacion	Bakun	Benguet	Hedcor, Inc.	DIWAS, LIZANDRO	1-Feb-2016	2041		
Bakun Minis	Poblacion	Bakun	Benguet	Hedcor, Inc.	LATIGO, ESTHER	1-Feb-2016	2041		
Bakun Minis	Poblacion	Bakun	Benguet	Hedcor, Inc.	PUNASEN, ALFREDO SR. (CAYAT)	1-Feb-2016	2041		
Bakun Minis	Poblacion	Bakun	Benguet	Hedcor, Inc.	CALIXTO, ESTHER	1-Feb-2016	2041		
Bakun Minis	Poblacion	Bakun	Benguet	Hedcor, Inc.	MATIAS, BERT	1-Feb-2016	2041		
Bakun Minis	Poblacion	Bakun	Benguet	Hedcor, Inc.	BAKIDAN, EDWINA	1-Feb-2016	2041		
Bakun Minis	Poblacion	Bakun	Benguet	Hedcor, Inc.	Salvador)	1-Feb-2016	2041		
Bakun Minis	Poblacion	Bakun	Benguet	Hedcor, Inc.	GIS- IT, ALUNES	1-Feb-2016	2041		
Bakun Minis	Poblacion	Bakun	Benguet	Hedcor, Inc.	CABINTA, SADINA / DOLINEN, CRISTINA	1-Feb-2016	2041		
Bakun Minis	Poblacion	Bakun	Benguet	Hedcor, Inc.	CADANO, MERCEDES	1-Feb-2016	2041		
Bakun Minis	Poblacion	Bakun	Benguet	Hedcor, Inc.	ARTEMIO PAYAGEN)	1-Feb-2016	2041		
Bakun Minis	Poblacion	Bakun	Benguet	Hedcor, Inc.	VENTURA, ROSALIA	1-Feb-2016	2041		
Bakun Minis	Poblacion	Bakun	Benguet	Hedcor, Inc.	OSTING, MARIO	1-Feb-2016	2041		
Bakun Minis	Poblacion	Bakun	Benguet	Hedcor, Inc.	BETA- A, AMOS	1-Feb-2016	2041		
Bakun Minis	Poblacion	Bakun	Benguet	Hedcor, Inc.	ZALDY BAGSIYAO	1-Feb-2016	2041		
Bakun Minis	Poblacion	Bakun	Benguet	Hedcor, Inc.	BRGY AMPUSUNGAN	1-Feb-2016	2041		
Bakun Minis	Poblacion	Bakun	Benguet	Hedcor, Inc.	MATEO, OSIAS	1-Feb-2016	2041		
Bakun Minis	Poblacion	Bakun	Benguet	Hedcor, Inc.	DAO- INES, MARIA	1-Feb-2016	2041		
Bakun Minis	Poblacion	Bakun	Benguet	Hedcor, Inc.	TOKIAS, BENITO	1-Feb-2016	2041		
Bakun Minis	Poblacion	Bakun	Benguet	Hedcor, Inc.	BAGANO, RECTO	1-Feb-2016	2041		
Bakun Minis	Poblacion	Bakun	Benguet	Hedcor, Inc.	KIM)	1-Feb-2016	2041		
Bakun Minis	Poblacion	Bakun	Benguet	Hedcor, Inc.	BRGY POBLACION	1-Feb-2016	2041		
Bakun Minis	Poblacion	Bakun	Benguet	Hedcor, Inc.	ALANGDEO, ABRAHAM JR.	1-Feb-2016	2041		
Bakun Minis	Poblacion	Bakun	Benguet	Hedcor, Inc.	PUNASEN, GONGAY	1-Feb-2016	2041		
Bakun Minis	Poblacion	Bakun	Benguet	Hedcor, Inc.	OSTING, SAMMY	1-Feb-2016	2041		
Bakun Minis	Poblacion	Bakun	Benguet	Hedcor, Inc.	PULICAY NICHOLAS JR.	1-Mar-2016	2041		
Bakun Minis	Poblacion	Bakun	Benguet	Hedcor, Inc.	ANGLUBEN, GIDEON	1-Sep-2016	2041		
Bakun Minis	Poblacion	Bakun	Benguet	Hedcor, Inc.	ULBAN, JULIE CALAWA	1-Oct-2016	2041		
Bakun Minis	Poblacion	Bakun	Benguet	Hedcor, Inc.	BAGANO, FELIMON	1-Oct-2016	2041		
Bakun Minis	Poblacion	Bakun	Benguet	Hedcor, Inc.	TOLEDO, BETTY	1-Jan-2017	2041		
Bakun Minis	Poblacion	Bakun	Benguet	Hedcor, Inc.	BAGANO, FELIMON	1-Oct-2016	2041		
Bakun Minis	Poblacion	Bakun	Benguet	Hedcor, Inc.	Ferlene Fernandez		2022		
Bakun Minis	Poblacion	Bakun	Benguet	Hedcor, Inc.	SANGAO, AGRIPIA P.	1-Oct-2019	2029		
FLS	Poblacion	Bakun	Benguet	Hedcor, Inc.	PATINGAN, ELLEN P. DADA-AN, WEUBER	25-Nov-2017	2042		
FLS	Poblacion	Bakun	Benguet	Hedcor, Inc.	TABAO- EC, DOMINGA	3-Dec-1992	2017		
FLS	Poblacion	Bakun	Benguet	Hedcor, Inc.	MAXIMO, JULIETA	1-Dec-2011	2042		

FLS	Poblacion	Bakun	Benguet	Hedcor, Inc.	PASULE, VIRGINIA, SINGIT, THERESE	1-Nov-2015	2040		
FLS	Poblacion	Bakun	Benguet	Hedcor, Inc.	BAGANO, RECTO	1-Feb-2016	2041		
FLS	Poblacion	Bakun	Benguet	Hedcor, Inc.	BAGANO, RECTO	1-Feb-2016	2041		
FLS	Poblacion	Bakun	Benguet	Hedcor, Inc.	SENONG, EUGENIO	1-Feb-2016	2046		
FLS	Poblacion	Bakun	Benguet	Hedcor, Inc.	Contract effective January 2020)	1-Feb-2016	2041		
FLS	Poblacion	Bakun	Benguet	Hedcor, Inc.	PULICAY, NICHOLAS JR.	1-Mar-2016	2041		
FLS	Poblacion	Bakun	Benguet	Hedcor, Inc.	BAGANO, FELIMON	1-Oct-2016	2041		
FLS	Poblacion	Bakun	Benguet	Hedcor, Inc.	BANGLIG, WILLY/ JAMES	1-Oct-2016	2041		
FLS	Poblacion	Bakun	Benguet	Hedcor, Inc.	BAGANO, FELIMON	1-Oct-2016	2041		
FLS	Poblacion	Bakun	Benguet	Hedcor, Inc.	BAGANO, FELIMON	1-Oct-2016	2041		
FLS	Poblacion	Bakun	Benguet	Hedcor, Inc.	FERNANDEZ, KIDAP	1-Dec-2017	2042		
FLS	Poblacion	Bakun	Benguet	Hedcor, Inc.	FERNANDEZ et al	1-Dec-2017	2042		
FLS	Poblacion	Bakun	Benguet	Hedcor, Inc.	FERNANDEZ, KIDAP	1-Dec-2017	2042		
FLS	Poblacion	Bakun	Benguet	Hedcor, Inc.	FERNANDEZ et al	1-Dec-2017	2042		
FLS	Poblacion	Bakun	Benguet	Hedcor, Inc.	TAYYA, RAYMUNDO JR.	1-Jan-2017	2041		
FLS	Poblacion	Bakun	Benguet	Hedcor, Inc.	LINGGODEN, URBANO	1-Dec-2017	2042		
IRISAN 1	Tadiangan	Tuba	Benguet	Hedcor, Inc.	TULERO, EVELYN	20-Oct-2010	2035		
IRISAN 1	Tadiangan	Tuba	Benguet	Hedcor, Inc.	TUGADE, LOLY	20-Oct-2010	2035		
IRISAN 1	Tadiangan	Tuba	Benguet	Hedcor, Inc.	CRISPIN	20-Oct-2010	2035		
IRISAN 1	Tadiangan	Tuba	Benguet	Hedcor, Inc.	CRISPIN	20-Oct-2010	2035		
IRISAN 1	Tadiangan	Tuba	Benguet	Hedcor, Inc.	COLTING, RODOLFO	20-Oct-2010	2035		
IRISAN 1	Tadiangan	Tuba	Benguet	Hedcor, Inc.	CRISPIN	1-Jan-2011	2036		
IRISAN 1	Tadiangan	Tuba	Benguet	Hedcor, Inc.	CHOMIGCHIG, VICENTE	1-Jan-2011	2036		
IRISAN 1	Tadiangan	Tuba	Benguet	Hedcor, Inc.	PAGNAS, RODRIGO	1-Jan-2011	2036		
IRISAN 1	Tadiangan	Tuba	Benguet	Hedcor, Inc.	PAGNAS, RODRIGO	1-Jan-2011	2036		
IRISAN 1	Tadiangan	Tuba	Benguet	Hedcor, Inc.	ACDANG, CRISPIN	28-Jan-2011	2036		
IRISAN 1	Tadiangan	Tuba	Benguet	Hedcor, Inc.	MADARANG, ANITA	24-Feb-2011	2036		
IRISAN 1	Tadiangan	Tuba	Benguet	Hedcor, Inc.	TACLOY, CLARITA/SHEILA BAY-O	24-Feb-2011	2036		
IRISAN 1	Tadiangan	Tuba	Benguet	Hedcor, Inc.	*MABANAG, ROY	28-Feb-2011	2036		
IRISAN 1	Tadiangan	Tuba	Benguet	Hedcor, Inc.	COLTING, ELARDO	3-Aug-2011	2036		
IRISAN 1	Tadiangan	Tuba	Benguet	Hedcor, Inc.	KABLUYEN, ORLANDO	3-Aug-2011	2036		
IRISAN 1	Tadiangan	Tuba	Benguet	Hedcor, Inc.	ACOSTA, NORA	3-Aug-2011	2036		
IRISAN 1	Tadiangan	Tuba	Benguet	Hedcor, Inc.	COLTING, FLORENCE	Aug. 3, 2011	2036		
IRISAN 1	Tadiangan	Tuba	Benguet	Hedcor, Inc.	ABUEL, FRANCISCO	3-Aug-2011	2036		
IRISAN 1	Tadiangan	Tuba	Benguet	Hedcor, Inc.	COLTING, ELSIE	3-Aug-2011	2036		
IRISAN 1	Tadiangan	Tuba	Benguet	Hedcor, Inc.	LARDIZABAL, ARTHUR	3-Aug-2011	2036		
IRISAN 1	Tadiangan	Tuba	Benguet	Hedcor, Inc.	DAGYAPEN, HERMINIA	Aug. 4, 2011	2036		
IRISAN 1	Tadiangan	Tuba	Benguet	Hedcor, Inc.	COLTING, FLORENCE	4-Aug-2011	2036		
IRISAN 1	Tadiangan	Tuba	Benguet	Hedcor, Inc.	COLTING, ROBLIN/JENNIFER C. LABUTAN	19-Sep-2011	2036		
IRISAN 1	Tadiangan	Tuba	Benguet	Hedcor, Inc.	NAVARRO, BASSIT	16-Feb-2012	2037		
IRISAN 1	Tadiangan	Tuba	Benguet	Hedcor, Inc.	CORNEL, DOMING	16-Feb-2012	2037		
IRISAN 1	Tadiangan	Tuba	Benguet	Hedcor, Inc.	PELAYO, SILVINO	16-Feb-2012	2037		
IRISAN 1	Tadiangan	Tuba	Benguet	Hedcor, Inc.	CORNEL, DOMING	16-Feb-2012	2037		
Irisan 3	Tadiangan	Tuba	Benguet	Hedcor, Inc.	DALISDIS	16-Jan-1990	2040		
Irisan 3	Tadiangan	Tuba	Benguet	Hedcor, Inc.	COPERO, FLORENCIO	15-Oct-1990	2040		
Irisan 3	Tadiangan	Tuba	Benguet	Hedcor, Inc.	CORNEL, DOMING	1-Apr-2001	2026		
IRISAN 3	Tadiangan	Tuba	Benguet	Hedcor, Inc.	COLTING RODOLFO	3-Jul-2001	2026		

IRISAN 3	Tadiangan	Tuba	Benguet	Hedcor, Inc.	ACDANG, CRISPIN	3-Jul-2001	2026		
IRISAN 3	Tadiangan	Tuba	Benguet	Hedcor, Inc.	LOSNOONG, GEORGE	17-Oct-2001	2026		
IRISAN 3	Tadiangan	Tuba	Benguet	Hedcor, Inc.	TACLOY, BRYAN	6-Nov-2001	2026	November 6, 2031	November 6, 2056
Irisan 3	Tadiangan	Tuba	Benguet	Hedcor, Inc.	CHOMIGCHIG, VICENTE	9-Mar-2010	2035		
Irisan 3	Tadiangan	Tuba	Benguet	Hedcor, Inc.	MABANAG, ROY	9-Mar-2010	2035		
IRISAN 3	Tadiangan	Tuba	Benguet	Hedcor, Inc.	BASSIT, NAVARRO/BASSIT, MELVINA	3-Jul-2011	2036		
IRISAN 3	Tadiangan	Tuba	Benguet	Hedcor, Inc.	COLTING, FLORENCE	17-Jul-2011	2036		
IRISAN 3	Tadiangan	Tuba	Benguet	Hedcor, Inc.	ACDANG, CRISPIN	1-Jun-2014	2039		
IRISAN 3	Tadiangan	Tuba	Benguet	Hedcor, Inc.	COLTING, RODOLFO	1-Jun-2014	2039		
IRISAN 3	Tadiangan	Tuba	Benguet	Hedcor, Inc.	LARDIZABAL, ARTHUR	1-Jan-2015	2040		
Lon-oy	Poblacion	Bakun	Benguet	Hedcor, Inc.	SABADI, MORESTO	1-Mar-1992	2020		
Lon-oy	Poblacion	Bakun	Benguet	Hedcor, Inc.	ANGLUBEN, GIDEON/CRESENCIO	24-Aug-2019	2044		
Lon-oy	Poblacion	Bakun	Benguet	Hedcor, Inc.	ANGLUBEN, GIDEON	1-May-2020	2045		
Lon-oy	Poblacion	Bakun	Benguet	Hedcor, Inc.	FERNANDEZ, JOHN/ DAISY	1-Feb-2016	2041		
Lon-oy	Poblacion	Bakun	Benguet	Hedcor, Inc.	BAGANO, RECTO	1-Feb-2016	2041		
Lon-oy	Poblacion	Bakun	Benguet	Hedcor, Inc.	BRGY POBLACION	1-Feb-2016	2041		
Lon-oy	Poblacion	Bakun	Benguet	Hedcor, Inc.	DANIO, CALINIA	1-Feb-2016	2041		
Lon-oy	Poblacion	Bakun	Benguet	Hedcor, Inc.	ANGLUBEN, GIDEON	1-Sep-2016	2041		
Lon-oy	Poblacion	Bakun	Benguet	Hedcor, Inc.	MACASLING, NORMAN	1-Oct-2016	2041		
Lon-oy	Poblacion	Bakun	Benguet	Hedcor, Inc.	MACASLING, DAVID	1-Oct-2016	2041		
Lon-oy	Poblacion	Bakun	Benguet	Hedcor, Inc.	PADSING, GOLIANA	1-Oct-2016	2041		
Lon-oy	Poblacion	Bakun	Benguet	Hedcor, Inc.	TIDACYAO, ANDRES JR.	1-Oct-2016	2041		
Lon-oy	Poblacion	Bakun	Benguet	Hedcor, Inc.	TIDACYAO, GREGORIO	1-Oct-2016	2041		
Lon-oy	Poblacion	Bakun	Benguet	Hedcor, Inc.		1-Nov-2016	2041		
Lon-oy	Poblacion	Bakun	Benguet	Hedcor, Inc.	YUBOS, DINA	1-Jan-2018	2042		
Lon-oy	Poblacion	Bakun	Benguet	Hedcor, Inc.	FERNANDEZ, GUINDANA	1-Jan-2018	2042		
Lon-oy	Poblacion	Bakun	Benguet	Hedcor, Inc.	TIDACYAO	1-Jan-2018	2042		
Lon-oy	Poblacion	Bakun	Benguet	Hedcor, Inc.	SEGUNDO, PRUDENCIO	1-Jan-2018	2043		
Lon-oy	Poblacion	Bakun	Benguet	Hedcor, Inc.	FERNANDEZ, EDUARTE	1-Feb-2018	2043		
Lon-oy	Poblacion	Bakun	Benguet	Hedcor, Inc.	MACASLING, DANIEL	1-Feb-2018	2043		
Lon-oy	Poblacion	Bakun	Benguet	Hedcor, Inc.	BAGANO, SAGAYO	1-Feb-2018	2043		
Lon-oy	Poblacion	Bakun	Benguet	Hedcor, Inc.	Angluben, Gideon	1-Jan-2018	2043		
Lower Labay	Poblacion	Bakun	Benguet	Hedcor, Inc.	ANDISO, ADRIANO JR.	1-Feb-2016	2041		
Lower Labay	Poblacion	Bakun	Benguet	Hedcor, Inc.	ALANGDEO, ABRAHAM JR.	1-Feb-2016	2041		
Lower Labay	Poblacion	Bakun	Benguet	Hedcor, Inc.	BETA- A, AMOS	1-Feb-2016	2046		
Lower Labay	Poblacion	Bakun	Benguet	Hedcor, Inc.	BRGY POBLACION	1-Feb-2016	2041		
Lower Labay	Poblacion	Bakun	Benguet	Hedcor, Inc.	ALANGDEO, ABRAHAM JR.	1-Sep-2016	2041		
Lower Labay	Poblacion	Bakun	Benguet	Hedcor, Inc.	ATONEN, AGUSTIN	1-Oct-2016	2041		
Lower Labay	Poblacion	Bakun	Benguet	Hedcor, Inc.	ATONEN, CRISPIN	1-Oct-2016	2041		
Lower Labay	Poblacion	Bakun	Benguet	Hedcor, Inc.	BAYAWA, JULYAN	1-Oct-2016	2041		
Lower Labay	Poblacion	Bakun	Benguet	Hedcor, Inc.	TEO- ADAN, ELASTO	1-Oct-2016	2041		
Lower Labay	Poblacion	Bakun	Benguet	Hedcor, Inc.	ATONEN, CRISPIN	1-Oct-2016	2041		
Lower Labay	Poblacion	Bakun	Benguet	Hedcor, Inc.	ALANGDEO, CRISPIN	1-Oct-2016	2041		
Lower Labay	Poblacion	Bakun	Benguet	Hedcor, Inc.	ALANGDEO, ABRAHAM JR.	1-Oct-2016	2041		
Lower Labay	Poblacion	Bakun	Benguet	Hedcor, Inc.	ATONEN, CRISPIN	1-Oct-2016	2041		
Lower Labay	Poblacion	Bakun	Benguet	Hedcor, Inc.	BAYAWA, JULYAN	1-Oct-2016	2041		
Lower Labay	Poblacion	Bakun	Benguet	Hedcor, Inc.	TEO- ADAN, ELASTO	1-Oct-2016	2041		

Lower Labay	Poblacion	Bakun	Benguet	Hedcor, Inc.	ATONEN, CRISPIN	1-Oct-2016	2041		
Lower Labay	Poblacion	Bakun	Benguet	Hedcor, Inc.	BAYAWA, JULYAN	1-Oct-2016	2041		
Lower Labay	Poblacion	Bakun	Benguet	Hedcor, Inc.	TEO- ADAN, ELASTO	1-Oct-2016	2041		
Lower Labay	Poblacion	Bakun	Benguet	Hedcor, Inc.	ATONEN, CRISPIN	1-Oct-2016	2041		
Lower Labay	Poblacion	Bakun	Benguet	Hedcor, Inc.	BAYAWA, JULYAN	1-Oct-2016	2041		
Lower Labay	Poblacion	Bakun	Benguet	Hedcor, Inc.	TEO- ADAN, ELASTO	1-Oct-2016	2041		
Lower Labay	Poblacion	Bakun	Benguet	Hedcor, Inc.	ALANGDEO, ABRAHAM JR.	1-Oct-2016	2041		
Lower Labay	Poblacion	Bakun	Benguet	Hedcor, Inc.	SIMEON, ERLINDA	1-Jan-2019	2053		
Sabangan	Namatec	Sabangan	Mt. Province	Hedcor Sabangan, Inc.	ABYADO, SONIA	1-May-2013	2063		
Sabangan	Namatec	Sabangan	Mt. Province	Hedcor Sabangan, Inc.	ABYADO, SONIA	1-May-2018	2048		
Sabangan	Napua	Sabangan	Mt. Province	Hedcor Sabangan, Inc.	ACYAPAT, AIDA	1-May-2018	2063		
Sabangan	Napua	Sabangan	Mt. Province	Hedcor Sabangan, Inc.	ACYAPAT, CHERRIE	1-May-2018	2063		
Sabangan	Napua	Sabangan	Mt. Province	Hedcor Sabangan, Inc.	ACYAPAT, EDUARDO	1-May-2018	2063		
Sabangan	Napua	Sabangan	Mt. Province	Hedcor Sabangan, Inc.	ACYAPAT, EDUARDO	1-May-2018	2063		
Sabangan	Napua	Sabangan	Mt. Province	Hedcor Sabangan, Inc.	ACYAPAT, NOEL	1-May-2018	2063		
Sabangan	Namatec	Sabangan	Mt. Province	Hedcor Sabangan, Inc.	AGLAYEN, ALBERTO	1-May-2018	2048		
Sabangan	Namatec	Sabangan	Mt. Province	Hedcor Sabangan, Inc.	AGLAYEN, ALBERTO	1-May-2018	2048		
Sabangan	Namatec	Sabangan	Mt. Province	Hedcor Sabangan, Inc.	AGLAYEN, ALBERTO	1-May-2018	2048		
Sabangan	Namatec	Sabangan	Mt. Province	Hedcor Sabangan, Inc.	GUIMPATAN	1-May-2018	2048		
Sabangan	Namatec	Sabangan	Mt. Province	Hedcor Sabangan, Inc.	AGLAYEN, ALBIN	1-May-2013	2063		
Sabangan	Namatec	Sabangan	Mt. Province	Hedcor Sabangan, Inc.	ANDONG, LUISA	1-May-2013	2063		
Sabangan	Namatec	Sabangan	Mt. Province	Hedcor Sabangan, Inc.	ANDONG, LUISA	1-May-2018	2048		
Sabangan	Namatec	Sabangan	Mt. Province	Hedcor Sabangan, Inc.	ANOYAN, FRANCISCO	1-May-2013	2063		
Sabangan	Napua	Sabangan	Mt. Province	Hedcor Sabangan, Inc.	WACLIN, ANTHONY	1-Jan-2019	2044		
Sabangan	Napua	Sabangan	Mt. Province	Hedcor Sabangan, Inc.	BABANGA, LUIS	1-May-2018	2063		
Sabangan	Napua	Sabangan	Mt. Province	Hedcor Sabangan, Inc.	BABANGA, LUIS	1-May-2018	2063		
Sabangan	Napua	Sabangan	Mt. Province	Hedcor Sabangan, Inc.	BACOONG, WILLIE (Area 2)	1-May-2018	2063		
Sabangan	Napua	Sabangan	Mt. Province	Hedcor Sabangan, Inc.	BACOONG, WILLIE (Area 1)	1-May-2018	2063		
Sabangan	Napua	Sabangan	Mt. Province	Hedcor Sabangan, Inc.	BAGUITAN, ARMANDO	1-May-2018	2063		
Sabangan	Napua	Sabangan	Mt. Province	Hedcor Sabangan, Inc.	MANUEL)	1-May-2018	2043		
Sabangan	Namatec	Sabangan	Mt. Province	Hedcor Sabangan, Inc.	BALANGUE, JOVELYN (Rodolph Balangue)	1-May-2013	2063		
Sabangan	Namatec	Sabangan	Mt. Province	Hedcor Sabangan, Inc.	BALANGUE, DELIA	1-May-2013	2063		
Sabangan	Namatec	Sabangan	Mt. Province	Hedcor Sabangan, Inc.	BALANZA, JUAN	1-May-2013	2063		
Sabangan	Namatec	Sabangan	Mt. Province	Hedcor Sabangan, Inc.	BALLAKIS, BERNARD	1-May-2013	2063		
Sabangan	Namatec	Sabangan	Mt. Province	Hedcor Sabangan, Inc.	BALLAKIS, FAUSTO	1-May-2013	2063		
Sabangan	Namatec	Sabangan	Mt. Province	Hedcor Sabangan, Inc.	BARANGAY SUPANG	1-May-2013	2063		
Sabangan	Namatec	Sabangan	Mt. Province	Hedcor Sabangan, Inc.	BAYAS, CARMENCITA	1-May-2013	2063		
Sabangan	Napua	Sabangan	Mt. Province	Hedcor Sabangan, Inc.	BAYUDAN, VERON	1-May-2018	2048		
Sabangan	Namatec	Sabangan	Mt. Province	Hedcor Sabangan, Inc.	BAYUDANG, JIMMY	1-May-2013	2063		
Sabangan	Namatec	Sabangan	Mt. Province	Hedcor Sabangan, Inc.	BAYUDANG, RODRIGO	1-May-2013	2063		
Sabangan	Namatec	Sabangan	Mt. Province	Hedcor Sabangan, Inc.	BEGNAEN, FLORENTINO JR.	1-May-2014	2064		
Sabangan	Napua	Sabangan	Mt. Province	Hedcor Sabangan, Inc.	BELLIT, AGUSTIN	1-May-2013	2063		
Sabangan	Napua	Sabangan	Mt. Province	Hedcor Sabangan, Inc.	BELLIT, AGUSTIN	1-May-2018	2063		
Sabangan	Napua	Sabangan	Mt. Province	Hedcor Sabangan, Inc.	BELLIT, AGUSTIN	1-May-2018	2063		
Sabangan	Napua	Sabangan	Mt. Province	Hedcor Sabangan, Inc.	BELLIT, ENRIQUE	1-May-2018	2063		
Sabangan	Napua	Sabangan	Mt. Province	Hedcor Sabangan, Inc.	BELLIT, ENRIQUE	1-May-2018	2063		

Sabangan	Napua	Sabangan	Mt. Province	Hedcor Sabangan, Inc.	BELLIT, ENRIQUE	1-May-2018	2063		
Sabangan	Napua	Sabangan	Mt. Province	Hedcor Sabangan, Inc.	BELLIT, MAURICIO	1-May-2013	2043		
Sabangan	Napua	Sabangan	Mt. Province	Hedcor Sabangan, Inc.	BITAYAN, VIOLA	1-May-2013	2063		
Sabangan	Namatec	Sabangan	Mt. Province	Hedcor Sabangan, Inc.	BOCALES, DOMINADOR	1-May-2018	2063		
Sabangan	Namatec	Sabangan	Mt. Province	Hedcor Sabangan, Inc.	BOCALES, DOMINADOR	1-May-2013	2063		
Sabangan	Napua	Sabangan	Mt. Province	Hedcor Sabangan, Inc.	BOCALES, DOMINADOR	1-May-2018	2063		
Sabangan	Namatec	Sabangan	Mt. Province	Hedcor Sabangan, Inc.	BOCALES, IGNACIO	1-May-2013	2063		
Sabangan	Namatec	Sabangan	Mt. Province	Hedcor Sabangan, Inc.	SOLIVEN, AGNES	1-May-2013	2063		
Sabangan	Namatec	Sabangan	Mt. Province	Hedcor Sabangan, Inc.	BOGUILIS, FREDELINA	1-May-2013	2063		
Sabangan	Namatec	Sabangan	Mt. Province	Hedcor Sabangan, Inc.	BRGY BUSA	1-May-2013	2063		
Sabangan	Napua	Sabangan	Mt. Province	Hedcor Sabangan, Inc.	BRGY NAPUA	1-May-2018	2063		
Sabangan	Napua	Sabangan	Mt. Province	Hedcor Sabangan, Inc.	BRGY NAPUA	1-May-2018	2063		
Sabangan	Namatec	Sabangan	Mt. Province	Hedcor Sabangan, Inc.	BRGY SUPANG (BENITO AQUILLO)	1-May-2013	2063		
Sabangan	Namatec	Sabangan	Mt. Province	Hedcor Sabangan, Inc.	BRGY SUPANG (BENITO AQUILLO)	1-May-2013	2063		
Sabangan	Napua	Sabangan	Mt. Province	Hedcor Sabangan, Inc.	BUDISEN, CALIAGA	1-May-2018	2063		
Sabangan	Napua	Sabangan	Mt. Province	Hedcor Sabangan, Inc.	BUDISEN, CALIAGA	1-May-2013	2063		
Sabangan	Namatec	Sabangan	Mt. Province	Hedcor Sabangan, Inc.	BULAGSAY, ARCADIO	1-May-2018	2048		
Sabangan	Namatec	Sabangan	Mt. Province	Hedcor Sabangan, Inc.	BULAGSAY, ARCADIO	1-May-2018	2043		
Sabangan	Namatec	Sabangan	Mt. Province	Hedcor Sabangan, Inc.	BULAGSAY, EUGENE	1-May-2018	2043		
Sabangan	Namatec	Sabangan	Mt. Province	Hedcor Sabangan, Inc.	BULAGSAY, LOURDES	1-May-2018	2043		
Sabangan	Namatec	Sabangan	Mt. Province	Hedcor Sabangan, Inc.	BUTENG, DOUGLAS	1-May-2014	2064		
Sabangan	Namatec	Sabangan	Mt. Province	Hedcor Sabangan, Inc.	CABANSI, FREDY	1-May-2013	2063		
Sabangan	Namatec	Sabangan	Mt. Province	Hedcor Sabangan, Inc.	CABANSI, NELSON (Alejandro Cabansi)	1-May-2013	2063		
Sabangan	Namatec	Sabangan	Mt. Province	Hedcor Sabangan, Inc.	CAPSUYEN, HARRY	1-May-2014	2064		
Sabangan	Namatec	Sabangan	Mt. Province	Hedcor Sabangan, Inc.	CELO, VIRGINA	1-May-2013	2063		
Sabangan	Namatec	Sabangan	Mt. Province	Hedcor Sabangan, Inc.	COPICOP, JULIO	1-May-2013	2063		
Sabangan	Losad	Sabangan	Mt. Province	Hedcor Sabangan, Inc.	COPICOP, JULIO	1-May-2013	2063		
Sabangan	Napua	Sabangan	Mt. Province	Hedcor Sabangan, Inc.	COYCOYDO, EMILIO	1-May-2018	2063		
Sabangan	Napua	Sabangan	Mt. Province	Hedcor Sabangan, Inc.	CUDLI, ROLAND	1-May-2018	2063		
Sabangan	Namatec	Sabangan	Mt. Province	Hedcor Sabangan, Inc.	DALOG, AIDA	1-May-2013	2043		
Sabangan	Napua	Sabangan	Mt. Province	Hedcor Sabangan, Inc.	DAMITAN, DANILO	1-May-2018	2063		
Sabangan	Napua	Sabangan	Mt. Province	Hedcor Sabangan, Inc.	DAMITAN, EMILIANO	1-May-2018	2063		
Sabangan	Napua	Sabangan	Mt. Province	Hedcor Sabangan, Inc.	DAMITAN, JULIAN	1-May-2018	2048		
Sabangan	Napua	Sabangan	Mt. Province	Hedcor Sabangan, Inc.	DAMITAN, SATURNINO	1-May-2018	2063		
Sabangan	Napua	Sabangan	Mt. Province	Hedcor Sabangan, Inc.	DAYOTE, ROSANA	1-May-2018	2043		
Sabangan	Namatec	Sabangan	Mt. Province	Hedcor Sabangan, Inc.	DEGWAY, HILARIO	1-May-2013	2063		
Sabangan	Namatec	Sabangan	Mt. Province	Hedcor Sabangan, Inc.	DOCTOLERO, HELEN	1-May-2013	2063		
Sabangan	Napua	Sabangan	Mt. Province	Hedcor Sabangan, Inc.	DOLIG, ANTONINO	1-May-2018	2063		
Sabangan	Napua	Sabangan	Mt. Province	Hedcor Sabangan, Inc.	DOLIG, DINO	1-May-2018	2063		
Sabangan	Napua	Sabangan	Mt. Province	Hedcor Sabangan, Inc.	DOLIG, DINO	1-May-2018	2063		
Sabangan	Napua	Sabangan	Mt. Province	Hedcor Sabangan, Inc.	DOLIG, DORO (Area 1)	1-May-2018	2063		
Sabangan	Napua	Sabangan	Mt. Province	Hedcor Sabangan, Inc.	DOLIG, DORO (Area 2)	1-May-2013	2043		
Sabangan	Napua	Sabangan	Mt. Province	Hedcor Sabangan, Inc.	DOLIG, GILBERT	1-May-2018	2063		
Sabangan	Napua	Sabangan	Mt. Province	Hedcor Sabangan, Inc.	DOLIG, WINSTON	1-May-2018	2043		
Sabangan	Namatec	Sabangan	Mt. Province	Hedcor Sabangan, Inc.	DOLIPAS, MARCOS	1-May-2013	2063		
Sabangan	Namatec	Sabangan	Mt. Province	Hedcor Sabangan, Inc.	DOLIPAS, MARCOS	1-May-2013	2063		

Sabangan	Namatec	Sabangan	Mt. Province	Hedcor Sabangan, Inc.	DOMINGUEZ, IMELDA	1-May-2013	2063		
Sabangan	Napua	Sabangan	Mt. Province	Hedcor Sabangan, Inc.	DOSALEN, MELANIO	17-Nov-2017	2022		
Sabangan	Napua	Sabangan	Mt. Province	Hedcor Sabangan, Inc.	DOSALEN, ORELIO	1-May-2018	2043		
Sabangan	Napua	Sabangan	Mt. Province	Hedcor Sabangan, Inc.	DOSALEN, ORELIO	1-Jan-2019	2044		
Sabangan	Namatec	Sabangan	Mt. Province	Hedcor Sabangan, Inc.	EMINGAN, THOMAS	1-May-2013	2063		
Sabangan	Monamon Sur	Sabangan	Mt. Province	Hedcor Sabangan, Inc.	ESPADA, JULIUS	1-Jan-2015	2050		
Sabangan	Namatec	Sabangan	Mt. Province	Hedcor Sabangan, Inc.	GAMA, BENJIE	1-May-2018	2043		
Sabangan	Namatec	Sabangan	Mt. Province	Hedcor Sabangan, Inc.	GAMA, ROSITA	1-May-2018	2043		
Sabangan	Namatec	Sabangan	Mt. Province	Hedcor Sabangan, Inc.	GERARDO, TEODORO	1-May-2013	2063		
Sabangan	Namatec	Sabangan	Mt. Province	Hedcor Sabangan, Inc.	GORIO, LUIS	1-May-2013	2063		
Sabangan	Namatec	Sabangan	Mt. Province	Hedcor Sabangan, Inc.	GUIMPATAN, EFREN	1-May-2018	2048		
Sabangan	Namatec	Sabangan	Mt. Province	Hedcor Sabangan, Inc.	GUIMPATAN, EFREN	1-May-2018	2048		
Sabangan	Namatec	Sabangan	Mt. Province	Hedcor Sabangan, Inc.	GUIMPATAN, EUSEBIA	1-May-2013	2063		
Sabangan	Namatec	Sabangan	Mt. Province	Hedcor Sabangan, Inc.	GUIMPATAN, EUSEBIA	1-May-2013	2063		
Sabangan	Namatec	Sabangan	Mt. Province	Hedcor Sabangan, Inc.	GUIMPATAN, PROSPERO	1-May-2018	2048		
Sabangan	Namatec	Sabangan	Mt. Province	Hedcor Sabangan, Inc.	GUT- OMEN, TELESFORO	1-May-2013	2063		
Sabangan	Namatec	Sabangan	Mt. Province	Hedcor Sabangan, Inc.	IGNACIO BOCALES	1-May-2013	2043		
Sabangan	Namatec	Sabangan	Mt. Province	Hedcor Sabangan, Inc.	INOMIAN, AGUSTINA	1-May-2013	2063		
Sabangan	Otucan norte	Sabangan	Mt. Province	Hedcor Sabangan, Inc.	JEFERSON MANADLANG	1-June-2018	2043		
Sabangan	Namatec	Sabangan	Mt. Province	Hedcor Sabangan, Inc.	LACABEN, BENEDICTO	1-May-2018	2048		
Sabangan	Napua	Sabangan	Mt. Province	Hedcor Sabangan, Inc.	LACBAO, FELIPA	1-May-2018	2063		
Sabangan	Napua	Sabangan	Mt. Province	Hedcor Sabangan, Inc.	LACBAO, FELIPA	1-May-2018	2063		
Sabangan	Napua	Sabangan	Mt. Province	Hedcor Sabangan, Inc.	LAGOY- YO, EDUARDO	1-May-2013	2063		
Sabangan	Namatec	Sabangan	Mt. Province	Hedcor Sabangan, Inc.	LAGOY- YO, EDUARDO	1-May-2018	2063		
Sabangan	Namatec	Sabangan	Mt. Province	Hedcor Sabangan, Inc.	LAGOY- YO, EDUARDO	1-May-2018	2063		
Sabangan	Namatec	Sabangan	Mt. Province	Hedcor Sabangan, Inc.	LAGOY- YO, EDUARDO	1-May-2018	2063		
Sabangan	Namatec	Sabangan	Mt. Province	Hedcor Sabangan, Inc.	LAGOY- YO, EDUARDO	1-May-2018	2063		
Sabangan	Namatec	Sabangan	Mt. Province	Hedcor Sabangan, Inc.	LAGOY- YO, GEORGE	1-May-2013	2063		
Sabangan	Namatec	Sabangan	Mt. Province	Hedcor Sabangan, Inc.	LAGUIWED, ALEJANDRO	1-May-2013	2063		
Sabangan	Namatec	Sabangan	Mt. Province	Hedcor Sabangan, Inc.	LAMI- ING, NESTOR	1-May-2013	2063		
Sabangan	Namatec	Sabangan	Mt. Province	Hedcor Sabangan, Inc.	LANGBAYAN, ALFONSO	1-May-2013	2063		
Sabangan	Napua	Sabangan	Mt. Province	Hedcor Sabangan, Inc.	LAWANGEN, DOLORES	1-May-2018	2063		
Sabangan	Namatec	Sabangan	Mt. Province	Hedcor Sabangan, Inc.	LAWILAO, ESTEBAN	1-May-2013	2063		
Sabangan	Namatec	Sabangan	Mt. Province	Hedcor Sabangan, Inc.	LAWILAO, HILDA	1-May-2013	2063		
Sabangan	Namatec	Sabangan	Mt. Province	Hedcor Sabangan, Inc.	LICAYO, DELIA	1-May-2013	2048		
Sabangan	Namatec	Sabangan	Mt. Province	Hedcor Sabangan, Inc.	LICAYO, JULIUS	1-May-2013	2063		
Sabangan	Namatec	Sabangan	Mt. Province	Hedcor Sabangan, Inc.	LICAYO, JULIUS	1-May-2013	2063		
Sabangan	Napua	Sabangan	Mt. Province	Hedcor Sabangan, Inc.	LORENTINO, SANTOS	1-May-2018	2043		
Sabangan	Napua	Sabangan	Mt. Province	Hedcor Sabangan, Inc.	LUISA BANDIWAN (MARIVIC SAGUIPL)	1-May-2018	2063		
Sabangan	Namatec	Sabangan	Mt. Province	Hedcor Sabangan, Inc.	LUZVIMINDA BONDAD	1-May-2013	2043		
Sabangan	Namatec	Sabangan	Mt. Province	Hedcor Sabangan, Inc.	MALAMION, RITA	1-May-2013	2063		
Sabangan	Napua	Sabangan	Mt. Province	Hedcor Sabangan, Inc.	MAMISING, PAUL JR.	1-May-2018	2063		
Sabangan	Namatec	Sabangan	Mt. Province	Hedcor Sabangan, Inc.	MANID- ING, JIMMY	1-May-2018	2043		
Sabangan	Napua	Sabangan	Mt. Province	Hedcor Sabangan, Inc.	MARRERO, CAROLYN	1-May-2018	2063		
Sabangan	Napua	Sabangan	Mt. Province	Hedcor Sabangan, Inc.	MATIAS, CARLITO	1-May-2013	2063		
Sabangan	Napua	Sabangan	Mt. Province	Hedcor Sabangan, Inc.	MATIAS, CARLITO	1-May-2013	2058		
Sabangan	Napua	Sabangan	Mt. Province	Hedcor Sabangan, Inc.	MATIAS, CARLITO	1-May-2018	2063		

Sabangan	Napua	Sabangan	Mt. Province	Hedcor Sabangan, Inc.	MATIAS, CARLITO	1-May-2018	2063		
Sabangan	Napua	Sabangan	Mt. Province	Hedcor Sabangan, Inc.	MATIAS, CARLITO	1-May-2018	2063		
Sabangan	Namatec	Sabangan	Mt. Province	Hedcor Sabangan, Inc.	MATIAS, CARLITO	1-May-2018	2063		
Sabangan	Napua	Sabangan	Mt. Province	Hedcor Sabangan, Inc.	MATIAS, LEEZER	1-May-2018	2063		
Sabangan	Namatec	Sabangan	Mt. Province	Hedcor Sabangan, Inc.	MATIAS, TANGLAW	1-May-2013	2063		
Sabangan	Namatec	Sabangan	Mt. Province	Hedcor Sabangan, Inc.	MELCHOR BAO-IDANG JR	1-May-2013	2043		
Sabangan	Napua	Sabangan	Mt. Province	Hedcor Sabangan, Inc.	MINA, DOMINADOR	1-May-2018	2063		
Sabangan	Namatec	Sabangan	Mt. Province	Hedcor Sabangan, Inc.	MINONG, ANALIZA	1-May-2018	2048		
Sabangan	Namatec	Sabangan	Mt. Province	Hedcor Sabangan, Inc.	MINONG, ANALIZA	1-May-2013	2043		
Sabangan	Namatec	Sabangan	Mt. Province	Hedcor Sabangan, Inc.	MINONG, ANALIZA	1-May-2013	2043		
Sabangan	Namatec	Sabangan	Mt. Province	Hedcor Sabangan, Inc.	MORALES, ELSIE	1-May-2013	2043		
Sabangan	Napua	Sabangan	Mt. Province	Hedcor Sabangan, Inc.	OGALDE, GABRIEL	1-May-2018	2063		
Sabangan	Namatec	Sabangan	Mt. Province	Hedcor Sabangan, Inc.	OL- OLING, NICOLAS	1-May-2013	2063		
Sabangan	Namatec	Sabangan	Mt. Province	Hedcor Sabangan, Inc.	OL- OLING, NICOLAS	1-May-2013	2063		
Sabangan	Namatec	Sabangan	Mt. Province	Hedcor Sabangan, Inc.	OLUCAN, MAXIMA	1-May-2013	2063		
Sabangan	Napua	Sabangan	Mt. Province	Hedcor Sabangan, Inc.	OMAGING, AGUSTIN	1-May-2018	2068		
Sabangan	Namatec	Sabangan	Mt. Province	Hedcor Sabangan, Inc.	OMNAS, SUSAN	1-May-2018	2063		
Sabangan	Namatec	Sabangan	Mt. Province	Hedcor Sabangan, Inc.	ONDONG, HONORIO	1-May-2013	2063		
Sabangan	Napua	Sabangan	Mt. Province	Hedcor Sabangan, Inc.	PAKIAS, MILAGROS	1-May-2018	2063		
Sabangan	Namatec	Sabangan	Mt. Province	Hedcor Sabangan, Inc.	PALEO, ERNESTO	1-May-2018	2048		
Sabangan	Namatec	Sabangan	Mt. Province	Hedcor Sabangan, Inc.	PALEO, MARILYN	1-May-2018	2048		
Sabangan	Namatec	Sabangan	Mt. Province	Hedcor Sabangan, Inc.	PASSOL, GAVINO	1-May-2013	2063		
Sabangan	Napua	Sabangan	Mt. Province	Hedcor Sabangan, Inc.	PATRICIO, JUNE	1-May-2018	2063		
Sabangan	Namatec	Sabangan	Mt. Province	Hedcor Sabangan, Inc.	SAGUIPIL, JAIME	1-May-2013	2063		
Sabangan	Napua	Sabangan	Mt. Province	Hedcor Sabangan, Inc.	SAGUIPIL, MARIVIC	1-May-2018	2063		
Sabangan	Namatec	Sabangan	Mt. Province	Hedcor Sabangan, Inc.	SAMSON, AURELIA	1-May-2013	2063		
Sabangan	Namatec	Sabangan	Mt. Province	Hedcor Sabangan, Inc.	SANTOS, ESTEBAN	1-May-2013	2063		
Sabangan	Namatec	Sabangan	Mt. Province	Hedcor Sabangan, Inc.	SANTOS, LORENTINO	1-May-2013	2063		
Sabangan	Namatec	Sabangan	Mt. Province	Hedcor Sabangan, Inc.	SANTOS, LORENTINO	1-May-2013	2063		
Sabangan	Namatec	Sabangan	Mt. Province	Hedcor Sabangan, Inc.	SANTOS, LORENTINO	1-May-2013	2063		
Sabangan	Namatec	Sabangan	Mt. Province	Hedcor Sabangan, Inc.	SANTOS, LORENTINO	1-May-2013	2063		
Sabangan	Namatec	Sabangan	Mt. Province	Hedcor Sabangan, Inc.	SANTOS, MARIA - SPA GLADYS NGITIT	1-May-2013	2063		
Sabangan	Namatec	Sabangan	Mt. Province	Hedcor Sabangan, Inc.	SANTOS, MARIA - SPA GLADYS NGITIT	1-May-2013	2063		
Sabangan	Namatec	Sabangan	Mt. Province	Hedcor Sabangan, Inc.	SOCYAWAN, FLORA	1-May-2013	2063		
Sabangan	Namatec	Sabangan	Mt. Province	Hedcor Sabangan, Inc.	SUBADAY, DARIO	1-May-2018	2043		
Sabangan	Namatec	Sabangan	Mt. Province	Hedcor Sabangan, Inc.	SUBADAY, DARIO	1-May-2013	2063		
Sabangan	Namatec	Sabangan	Mt. Province	Hedcor Sabangan, Inc.	SUBADAY, DARIO	1-May-2018	2043		
Sabangan	Namatec	Sabangan	Mt. Province	Hedcor Sabangan, Inc.	SUBADAY, JOSEFINA	1-May-2013	2063		
Sabangan	Namatec	Sabangan	Mt. Province	Hedcor Sabangan, Inc.	SUDICALAN, FLORENCIO	1-May-2014	2064		
Sabangan	Supang	Sabangan	Mt. Province	Hedcor Sabangan, Inc.	SUDICALAN, FLORENCIO	1-May-2014	2064		
Sabangan	Supang	Sabangan	Mt. Province	Hedcor Sabangan, Inc.	BARBOSA, RAYMUNDO	1-May-2014	2064		
Sabangan	Napua	Napua	Mt. Province	Hedcor Sabangan, Inc.	TIPOCSA, ANTONIO	1-May-2018	2048		
Sabangan	Namatec	Sabangan	Mt. Province	Hedcor Sabangan, Inc.	VIRGINIA CELO	1-May-2013	2043		
Sabangan	Napua	Sabangan	Mt. Province	Hedcor Sabangan, Inc.	WACLIN, ALICE	1-May-2018	2063		
SAL-ANGAN	Ampucao	Itogon	Benguet	Hedcor, Inc.	DEXTER NALIBSAN)	20-Feb-1990	02/20/2040	2018	Nalibsan Supplemental
SAL-ANGAN	Ampucao	Itogon	Benguet	Hedcor, Inc.	DEXTER NALIBSAN)	28-Dec-1990	12/28/2040	2018	Lease Agreement dated

SAL-ANGAN	Ampucao	Itogon	Benguet	Hedcor, Inc.	DEXTER NALIBSAN)	1-Jan-1992	03/23/2042	2018	April 28, 2022 for the LC
Sal-angan	Ampucao	Itogon	Benguet	Hedcor, Inc.	CARLITO EBASCO ESCO	20-Jan-2020	12/31/40	2018	
SAL-ANGAN	Ampucao	Itogon	Benguet	Hedcor, Inc.	FELIX BANOS (CARLOS, ANTONIO B.)	5-Feb-1996	2/5/21	1/1/22	12/31/47
SAL-ANGAN	Ampucao	Itogon	Benguet	Hedcor, Inc.	MILLER	16-Jul-2010	7/16/35		
SAL-ANGAN	Ampucao	Itogon	Benguet	Hedcor, Inc.	NALIBSAN, DEXTER)	1-Jun-2015	June 1, 2020	31, 2021	
Sabangan	Namatec	Sabangan	Mt. Province	Hedcor Sabangan, Inc.	MANID- ING, JIMMY	1-May-2013	2043		
Sabangan	Napua	Sabangan	Mt. Province	Hedcor Sabangan, Inc.	BELLIT, ENRIQUE	1-May-2013	2038		
Sabangan	Sayangan	Atok	Benguet	Hedcor Sabangan, Inc.	POL-OC, HENRY G.	1-May-2019	2049		
Sabangan	Namatec	Sabangan	Mt. Province	Hedcor Sabangan, Inc.	DUP-ET, CONCHITA	1-May-2013	2043		
Sabangan	Namatec	Sabangan	Mt. Province	Hedcor Sabangan, Inc.	SAGANTIYOC, SALVADOR (Area 1)	1-May-2013	2063		
Sabangan	Namatec	Sabangan	Mt. Province	Hedcor Sabangan, Inc.	GAMA, ROSITA	1-May-2018	2043		
Sabangan	Namatec	Sabangan	Mt. Province	Hedcor Sabangan, Inc.	LORENTINO, SANTOS	1-May-2013	2043		
FLS	Poblacion	Bakun	Benguet	Hedcor, Inc.	RAYMUNDO LINGGODEN	3-Dec-2017	2042		
Manolo Fortich 1	Santiago	Manolo Fortich	Bukidnon	Hedcor Bukidnon, Inc.	Joel C. Balos	1-Apr-2014	2101		
Manolo Fortich 1	Santiago	Manolo Fortich	Bukidnon	Hedcor Bukidnon, Inc.	Editha H. Tala	1-Apr-2014	2017		
Manolo Fortich 1	Santiago	Manolo Fortich	Bukidnon	Hedcor Bukidnon, Inc.	Soraida B. Maballo	1-Apr-2014	2017		
Manolo Fortich 1	Santiago	Manolo Fortich	Bukidnon	Hedcor Bukidnon, Inc.	Gaudencia B. Lunda	1-Apr-2014	2017		
Manolo Fortich 1	Santiago	Manolo Fortich	Bukidnon	Hedcor Bukidnon, Inc.	Carlito C. Balos	1-Apr-2014	2017		
Manolo Fortich 1	Santiago	Manolo Fortich	Bukidnon	Hedcor Bukidnon, Inc.	Sarah D. Recafort	1-Apr-2014	2017		
Manolo Fortich 1	Santiago	Manolo Fortich	Bukidnon	Hedcor Bukidnon, Inc.	Sheba D. Alatao	1-Apr-2014	2017		
Manolo Fortich 1	Santiago	Manolo Fortich	Bukidnon	Hedcor Bukidnon, Inc.	Luncio L. Litanon	1-Apr-2014	2017		
Manolo Fortich 1	Santiago	Manolo Fortich	Bukidnon	Hedcor Bukidnon, Inc.	Albina L. Saut	1-Apr-2014	2017		
Manolo Fortich 1	Santiago	Manolo Fortich	Bukidnon	Hedcor Bukidnon, Inc.	Lota L. Quiño	1-Apr-2014	2017		
Manolo Fortich 1	Santiago	Manolo Fortich	Bukidnon	Hedcor Bukidnon, Inc.	Abundio G. Carlos	1-Apr-2014	2017		
Manolo Fortich 1	Santiago	Manolo Fortich	Bukidnon	Hedcor Bukidnon, Inc.	Felimon C. Salait	1-Apr-2014	2017		
Manolo Fortich 1	Santiago	Manolo Fortich	Bukidnon	Hedcor Bukidnon, Inc.	Necelyn C. Lenonia	1-Apr-2014	2017		
Manolo Fortich 1	Santiago	Manolo Fortich	Bukidnon	Hedcor Bukidnon, Inc.	Romeo S. Penloyan	1-Apr-2014	2017		
Manolo Fortich 1	Santiago	Manolo Fortich	Bukidnon	Hedcor Bukidnon, Inc.	Merlita D. Okinlay	1-Apr-2014	2017		
Manolo Fortich 1	Santiago	Manolo Fortich	Bukidnon	Hedcor Bukidnon, Inc.	Marjun G. Sinontao	1-Apr-2014	2017		
Manolo Fortich 1	Guilang-Guilang	Manolo Fortich	Bukidnon	Hedcor Bukidnon, Inc.	Mercedes S. Hamulong	1-Apr-2015	2018		
Manolo Fortich 1	Guilang-Guilang	Manolo Fortich	Bukidnon	Hedcor Bukidnon, Inc.	deceased)	1-Apr-2015	2018		
Manolo Fortich 1	Guilang-Guilang	Manolo Fortich	Bukidnon	Hedcor Bukidnon, Inc.	Ruel S. Abunda	1-Apr-2015	2018		
Manolo Fortich 1	Guilang-Guilang	Manolo Fortich	Bukidnon	Hedcor Bukidnon, Inc.	Joseph T. Suminao	1-Apr-2015	2018		
Manolo Fortich 1	Santiago	Manolo Fortich	Bukidnon	Hedcor Bukidnon, Inc.	Edward L. Sinontao	1-Apr-2015	2018		
Manolo Fortich 1	Santiago	Manolo Fortich	Bukidnon	Hedcor Bukidnon, Inc.	Helario H. Orina	1-Apr-2015	2018		
Manolo Fortich 1	Santiago	Manolo Fortich	Bukidnon	Hedcor Bukidnon, Inc.	Rico B. Wamina Jr	1-Apr-2015	2018		
Manolo Fortich 1	Santiago	Manolo Fortich	Bukidnon	Hedcor Bukidnon, Inc.	Genalyn S. Orina	1-Apr-2015	2018		
Manolo Fortich 1	Santiago	Manolo Fortich	Bukidnon	Hedcor Bukidnon, Inc.	Jane S. Orina	1-Apr-2015	2018		
Manolo Fortich 1	Santiago	Manolo Fortich	Bukidnon	Hedcor Bukidnon, Inc.	Reniel O. Sagansan	1-Apr-2015	2018		
Manolo Fortich 1	Santiago	Manolo Fortich	Bukidnon	Hedcor Bukidnon, Inc.	Marciano H. Orina	1-Apr-2015	2018		
Manolo Fortich 1	Santiago	Manolo Fortich	Bukidnon	Hedcor Bukidnon, Inc.	Proserfina S. Binayao	1-Apr-2015	2018		
Manolo Fortich 1	Santiago	Manolo Fortich	Bukidnon	Hedcor Bukidnon, Inc.	Honorio H. Sumohoy	1-Apr-2015	2018		
Manolo Fortich 1	Santiago	Manolo Fortich	Bukidnon	Hedcor Bukidnon, Inc.	Roberto Guinontao	1-Apr-2015	2018		
Manolo Fortich 1	Santiago	Manolo Fortich	Bukidnon	Hedcor Bukidnon, Inc.	Junie S. Ayocan	1-Apr-2015	2018		
Manolo Fortich 1	Santiago	Manolo Fortich	Bukidnon	Hedcor Bukidnon, Inc.	Ronald K. Agsic	1-Apr-2015	2018		
Manolo Fortich 1	Santiago	Manolo Fortich	Bukidnon	Hedcor Bukidnon, Inc.	Marietta A. Yamag	1-Apr-2015	2018		
Manolo Fortich 1	Santiago	Manolo Fortich	Bukidnon	Hedcor Bukidnon, Inc.	Balbino K. Agsic Jr.,	1-Apr-2015	2018		

Manolo Fortich 1	Santiago	Manolo Fortich	Bukidnon	Hedcor Bukidnon, Inc.	Lucy A. Gairan	1-Apr-2015	2018		
Manolo Fortich 1	Santiago	Manolo Fortich	Bukidnon	Hedcor Bukidnon, Inc.	Rodolfo S. Guinontao	1-Apr-2015	2018		
Manolo Fortich 1	Santiago	Manolo Fortich	Bukidnon	Hedcor Bukidnon, Inc.	Rodolfo S. Guinontao	1-Apr-2015	2018		
Manolo Fortich 1	Santiago	Manolo Fortich	Bukidnon	Hedcor Bukidnon, Inc.	Antolin B. Gairan	1-Apr-2015	2018		
Manolo Fortich 1	Santiago	Manolo Fortich	Bukidnon	Hedcor Bukidnon, Inc.	Imelda Y. Sinontao	1-Apr-2015	2018		
Manolo Fortich 1	Santiago	Manolo Fortich	Bukidnon	Hedcor Bukidnon, Inc.	Rico A. Honlay	1-Apr-2015	2018		
Manolo Fortich 1	Santiago	Manolo Fortich	Bukidnon	Hedcor Bukidnon, Inc.	Allan S. Dalunhay	1-Apr-2015	2018		
Manolo Fortich 1	Santiago	Manolo Fortich	Bukidnon	Hedcor Bukidnon, Inc.	Rose G. Moncado	1-Apr-2015	2018		
Manolo Fortich 1	Santiago	Manolo Fortich	Bukidnon	Hedcor Bukidnon, Inc.	Larry A. Guinontao	1-Apr-2015	2018		
Manolo Fortich 1	Santiago	Manolo Fortich	Bukidnon	Hedcor Bukidnon, Inc.	Merliza A. Cenabre	1-Apr-2015	2018		
Manolo Fortich 1	Santiago	Manolo Fortich	Bukidnon	Hedcor Bukidnon, Inc.	Merliza A. Cenabre	1-Apr-2015	2018		
Manolo Fortich 1	Santiago	Manolo Fortich	Bukidnon	Hedcor Bukidnon, Inc.	Robert S. Orina	1-Apr-2015	2018		
Manolo Fortich 1	Santiago	Manolo Fortich	Bukidnon	Hedcor Bukidnon, Inc.	Rolando C. Saut	1-Apr-2015	2018		
Manolo Fortich 1	Santiago	Manolo Fortich	Bukidnon	Hedcor Bukidnon, Inc.	Edward L. Sinontao	1-Apr-2015	2018		
Manolo Fortich 1	Santiago	Manolo Fortich	Bukidnon	Hedcor Bukidnon, Inc.	Fernando O. Saut	1-Apr-2015	2018		
Manolo Fortich 1	Santiago	Manolo Fortich	Bukidnon	Hedcor Bukidnon, Inc.	Gedion H. Guinontao	1-Apr-2015	2018		
Manolo Fortich 1	Santiago	Manolo Fortich	Bukidnon	Hedcor Bukidnon, Inc.	Abundio G. Carlos	1-Apr-2015	2018		
Manolo Fortich 1	Santiago	Manolo Fortich	Bukidnon	Hedcor Bukidnon, Inc.	Dionito M. Guinontao	1-Apr-2015	2018		
Manolo Fortich 1	Santiago	Manolo Fortich	Bukidnon	Hedcor Bukidnon, Inc.	Joimer A. Guinontao	1-Apr-2015	2018		
Manolo Fortich 1	Santiago	Manolo Fortich	Bukidnon	Hedcor Bukidnon, Inc.	Lorna G. Sumbongan	1-Apr-2015	2018		
Manolo Fortich 1	Santiago	Manolo Fortich	Bukidnon	Hedcor Bukidnon, Inc.	Ricardo A. Berial	1-Apr-2015	2018		
Manolo Fortich 1	Santiago	Manolo Fortich	Bukidnon	Hedcor Bukidnon, Inc.	Rudina G. Berial	1-Apr-2015	2018		
Manolo Fortich 1	Santiago	Manolo Fortich	Bukidnon	Hedcor Bukidnon, Inc.	Tyrone A. Sumohoy	1-Apr-2015	2018		
Manolo Fortich 1	Santiago	Manolo Fortich	Bukidnon	Hedcor Bukidnon, Inc.	Greggy L. Guinontao	1-Apr-2015	2018		
Manolo Fortich 1	Santiago	Manolo Fortich	Bukidnon	Hedcor Bukidnon, Inc.	Jocelyn G. Sinontao	1-Apr-2015	2018		
Manolo Fortich 1	Santiago	Manolo Fortich	Bukidnon	Hedcor Bukidnon, Inc.	Avelina Ursula L. Guinontao	1-Apr-2015	2018		
Manolo Fortich 1	Santiago	Manolo Fortich	Bukidnon	Hedcor Bukidnon, Inc.	Amel S. Saut	1-Apr-2015	2018		
Manolo Fortich 1	Santiago	Manolo Fortich	Bukidnon	Hedcor Bukidnon, Inc.	Femie S. Lumimpas	1-Apr-2015	2018		
Manolo Fortich 1	Santiago	Manolo Fortich	Bukidnon	Hedcor Bukidnon, Inc.	Guinontao - deceased)	1-Apr-2015	2018		
Manolo Fortich 1	Santiago	Manolo Fortich	Bukidnon	Hedcor Bukidnon, Inc.	Jacqueline G. Mancawan	1-Apr-2015	2018		
Manolo Fortich 1	Santiago	Manolo Fortich	Bukidnon	Hedcor Bukidnon, Inc.	Helario H. Orina	1-Apr-2015	2018		
Manolo Fortich 1	Santiago	Manolo Fortich	Bukidnon	Hedcor Bukidnon, Inc.	Jerville O. Senagonia	1-Apr-2015	2018		
Manolo Fortich 1	Santiago	Manolo Fortich	Bukidnon	Hedcor Bukidnon, Inc.	Gina Flor A. Palma	1-Apr-2015	2018		
Manolo Fortich 1	Santiago	Manolo Fortich	Bukidnon	Hedcor Bukidnon, Inc.	Teodora D. Guinontao	1-Apr-2015	2018		
Manolo Fortich 1	Santiago	Manolo Fortich	Bukidnon	Hedcor Bukidnon, Inc.	Julie C. Balos	1-Apr-2015	2018		
Manolo Fortich 1	Santiago	Manolo Fortich	Bukidnon	Hedcor Bukidnon, Inc.	Noel A. Abunda	1-Apr-2015	2018		
Manolo Fortich 1	Santiago	Manolo Fortich	Bukidnon	Hedcor Bukidnon, Inc.	Chevche S. Chan	1-Apr-2015	2018		
Manolo Fortich 1	Santiago	Manolo Fortich	Bukidnon	Hedcor Bukidnon, Inc.	Violeta S. Chan	1-Apr-2015	2018		
Manolo Fortich 1	Santiago	Manolo Fortich	Bukidnon	Hedcor Bukidnon, Inc.	Jim A. Cabactulan	1-Apr-2015	2018		
Manolo Fortich 1	Santiago	Manolo Fortich	Bukidnon	Hedcor Bukidnon, Inc.	Lorna G. Sumbongan	1-Apr-2015	2018		
Manolo Fortich 1	Santiago	Manolo Fortich	Bukidnon	Hedcor Bukidnon, Inc.	Daniel S. Guinontao	1-Apr-2015	2018		
Manolo Fortich 1	Santiago	Manolo Fortich	Bukidnon	Hedcor Bukidnon, Inc.	Warleo A. Goayan	1-Apr-2015	2018		
Manolo Fortich 1	Santiago	Manolo Fortich	Bukidnon	Hedcor Bukidnon, Inc.	Salvador H. Sinontao	1-Apr-2015	2018		
Manolo Fortich 1	Santiago	Manolo Fortich	Bukidnon	Hedcor Bukidnon, Inc.	Leo H. Sinontao	1-Apr-2015	2018		
Manolo Fortich 1	Santiago	Manolo Fortich	Bukidnon	Hedcor Bukidnon, Inc.	Angelita S. Carlos	1-Apr-2015	2018		
Manolo Fortich 1	Guihean	Impasug-ong	Bukidnon	Hedcor Bukidnon, Inc.	Diosdado T. Bukinda	1-Apr-2015	2018		
Manolo Fortich 1	Guihean	Impasug-ong	Bukidnon	Hedcor Bukidnon, Inc.	Gretchel P. Paguira	1-Apr-2015	2018		

Manolo Fortich 1	Guihean	Impasug-ong	Bukidnon	Hedcor Bukidnon, Inc.	Nancy A. Fuentes	1-Apr-2015	2018		
Manolo Fortich 1	Guihean	Impasug-ong	Bukidnon	Hedcor Bukidnon, Inc.	Quiliano S. San-Ahan	1-Apr-2015	2018		
Manolo Fortich 1	Guihean	Impasug-ong	Bukidnon	Hedcor Bukidnon, Inc.	Rogelio G. Binayao	1-Apr-2015	2018		
Manolo Fortich 1	Guihean	Impasug-ong	Bukidnon	Hedcor Bukidnon, Inc.	Jaime K. Abunda	1-Apr-2015	2018		
Manolo Fortich 1	Guilang-Guilang	Manolo Fortich	Bukidnon	Hedcor Bukidnon, Inc.	Leonardo G. Iba	1-Feb-2016	2019		
Manolo Fortich 1	Guihean	Impasug-ong	Bukidnon	Hedcor Bukidnon, Inc.	Leodencio D. Pinhay	1-Feb-2016	2019		
Manolo Fortich 1	Guilang-Guilang	Manolo Fortich	Bukidnon	Hedcor Bukidnon, Inc.	Reto B. Sulangca	1-Apr-2014	2064		
Manolo Fortich 1	Guilang-Guilang	Manolo Fortich	Bukidnon	Hedcor Bukidnon, Inc.	Roger S. Abunda	1-Apr-2014	2064		
Manolo Fortich 1	Guilang-Guilang	Manolo Fortich	Bukidnon	Hedcor Bukidnon, Inc.	Mercedes S. Hamulong	1-Apr-2014	2064		
Manolo Fortich 1	Guilang-Guilang	Manolo Fortich	Bukidnon	Hedcor Bukidnon, Inc.	Racquel A. Macalaguig	1-Apr-2014	2064		
Manolo Fortich 1	Guilang-Guilang	Manolo Fortich	Bukidnon	Hedcor Bukidnon, Inc.	Graciano H. Camahay	1-Apr-2014	2064		
Manolo Fortich 1	Guilang-Guilang	Manolo Fortich	Bukidnon	Hedcor Bukidnon, Inc.	Noah G. Dalundog	1-Apr-2014	2064		
Manolo Fortich 1	Guilang-Guilang	Manolo Fortich	Bukidnon	Hedcor Bukidnon, Inc.	Merlyn S. Collantes	1-Apr-2014	2064		
Manolo Fortich 1	Guilang-Guilang	Manolo Fortich	Bukidnon	Hedcor Bukidnon, Inc.	Aquino A. Cahanggan	1-Apr-2014	2064		
Manolo Fortich 1	Guilang-Guilang	Manolo Fortich	Bukidnon	Hedcor Bukidnon, Inc.	Alfonso A. Cahanggan	1-Apr-2014	2064		
Manolo Fortich 1	Guilang-Guilang	Manolo Fortich	Bukidnon	Hedcor Bukidnon, Inc.	Renorio L. Guinontao	1-Apr-2014	2064		
Manolo Fortich 1	Guilang-Guilang	Manolo Fortich	Bukidnon	Hedcor Bukidnon, Inc.	Fernando L. Cahanggan	1-Apr-2014	2064		
Manolo Fortich 1	Guilang-Guilang	Manolo Fortich	Bukidnon	Hedcor Bukidnon, Inc.	Ruel S. Abunda	1-Apr-2014	2064		
Manolo Fortich 1	Guilang-Guilang	Manolo Fortich	Bukidnon	Hedcor Bukidnon, Inc.	Joseph T. Suminao	1-Apr-2014	2064		
Manolo Fortich 1	Guilang-Guilang	Manolo Fortich	Bukidnon	Hedcor Bukidnon, Inc.	Linda T. Ligmon	1-Apr-2014	2064		
Manolo Fortich 1	Guilang-Guilang	Manolo Fortich	Bukidnon	Hedcor Bukidnon, Inc.	Roger S. Abunda	1-Apr-2014	2064		
Manolo Fortich 1	Guilang-Guilang	Manolo Fortich	Bukidnon	Hedcor Bukidnon, Inc.	Ruel S. Abunda	1-Apr-2014	2064		
Manolo Fortich 1	Guilang-Guilang	Manolo Fortich	Bukidnon	Hedcor Bukidnon, Inc.	Necelyn C. Lenonia	1-Apr-2014	2064		
Manolo Fortich 1	Santiago	Manolo Fortich	Bukidnon	Hedcor Bukidnon, Inc.	Proserfina S. Binayao	1-Apr-2014	2064		
Manolo Fortich 1	Santiago	Manolo Fortich	Bukidnon	Hedcor Bukidnon, Inc.	Honorio H. Sumohoy	1-Apr-2014	2064		
Manolo Fortich 1	Santiago	Manolo Fortich	Bukidnon	Hedcor Bukidnon, Inc.	Isidra L. Meliston	1-Apr-2014	2064		
Manolo Fortich 1	Santiago	Manolo Fortich	Bukidnon	Hedcor Bukidnon, Inc.	Crisella D. Guinontao	1-Apr-2014	2064		
Manolo Fortich 1	Santiago	Manolo Fortich	Bukidnon	Hedcor Bukidnon, Inc.	Vevien C. Linonia	1-Apr-2014	2064		
Manolo Fortich 1	Santiago	Manolo Fortich	Bukidnon	Hedcor Bukidnon, Inc.	Alfreda S. Gomonan	1-Apr-2014	2064		
Manolo Fortich 1	Santiago	Manolo Fortich	Bukidnon	Hedcor Bukidnon, Inc.	Necelyn C. Lenonia	1-Apr-2014	2064		
Manolo Fortich 1	Santiago	Manolo Fortich	Bukidnon	Hedcor Bukidnon, Inc.	Jonathan G. Honlay	1-Apr-2014	2064		
Manolo Fortich 1	Santiago	Manolo Fortich	Bukidnon	Hedcor Bukidnon, Inc.	Marjun G. Sinontao	1-Apr-2014	2064		
Manolo Fortich 1	Santiago	Manolo Fortich	Bukidnon	Hedcor Bukidnon, Inc.	Merlita D. Okinlay	1-Apr-2014	2064		
Manolo Fortich 1	Santiago	Manolo Fortich	Bukidnon	Hedcor Bukidnon, Inc.	Leonardo E. Dalunhay	1-Apr-2014	2064		
Manolo Fortich 1	Santiago	Manolo Fortich	Bukidnon	Hedcor Bukidnon, Inc.	David O. Dalunhay	1-Apr-2014	2064		
Manolo Fortich 1	Santiago	Manolo Fortich	Bukidnon	Hedcor Bukidnon, Inc.	Eusebia A. Sohento	1-Apr-2014	2064		
Manolo Fortich 1	Santiago	Manolo Fortich	Bukidnon	Hedcor Bukidnon, Inc.	Caleb G. Gairan	1-Apr-2014	2064		
Manolo Fortich 1	Santiago	Manolo Fortich	Bukidnon	Hedcor Bukidnon, Inc.	Samie G. Lenonia	1-Apr-2014	2064		
Manolo Fortich 1	Santiago	Manolo Fortich	Bukidnon	Hedcor Bukidnon, Inc.	Arlie G. Sagansan	1-Apr-2014	2064		
Manolo Fortich 1	Santiago	Manolo Fortich	Bukidnon	Hedcor Bukidnon, Inc.	Ruth G. Celucia	1-Apr-2014	2064		
Manolo Fortich 1	Santiago	Manolo Fortich	Bukidnon	Hedcor Bukidnon, Inc.	George H. Moncado	1-Apr-2014	2064		
Manolo Fortich 1	Santiago	Manolo Fortich	Bukidnon	Hedcor Bukidnon, Inc.	Junie S. Ayocan	1-Apr-2014	2064		
Manolo Fortich 1	Santiago	Manolo Fortich	Bukidnon	Hedcor Bukidnon, Inc.	Samsun O. Dalunhay	1-Apr-2014	2064		
Manolo Fortich 1	Santiago	Manolo Fortich	Bukidnon	Hedcor Bukidnon, Inc.	Victor H. Buclasan	1-Apr-2014	2064		
Manolo Fortich 1	Santiago	Manolo Fortich	Bukidnon	Hedcor Bukidnon, Inc.	Ryan L. Felisilda	1-Apr-2014	2064		
Manolo Fortich 1	Santiago	Manolo Fortich	Bukidnon	Hedcor Bukidnon, Inc.	Leo H. Sinontao	1-Apr-2014	2064		
Manolo Fortich 1	Santiago	Manolo Fortich	Bukidnon	Hedcor Bukidnon, Inc.	Salvador H. Sinontao	1-Apr-2014	2064		

Manolo Fortich 1	Santiago	Manolo Fortich	Bukidnon	Hedcor Bukidnon, Inc.	Felizardo A. Doña	1-Apr-2014	2064		
Manolo Fortich 1	Santiago	Manolo Fortich	Bukidnon	Hedcor Bukidnon, Inc.	Reynaldo K. Agsic	1-Apr-2014	2064		
Manolo Fortich 1	Santiago	Manolo Fortich	Bukidnon	Hedcor Bukidnon, Inc.	Ronald K. Agsic	1-Apr-2014	2064		
Manolo Fortich 1	Santiago	Manolo Fortich	Bukidnon	Hedcor Bukidnon, Inc.	Teodolo K. Lumihay	1-Apr-2014	2064		
Manolo Fortich 1	Santiago	Manolo Fortich	Bukidnon	Hedcor Bukidnon, Inc.	Marietta A. Yamag	1-Apr-2014	2064		
Manolo Fortich 1	Santiago	Manolo Fortich	Bukidnon	Hedcor Bukidnon, Inc.	Balbino K. Agsic Jr.,	1-Apr-2014	2064		
Manolo Fortich 1	Santiago	Manolo Fortich	Bukidnon	Hedcor Bukidnon, Inc.	Lucy A. Gairan	1-Apr-2014	2064		
Manolo Fortich 1	Santiago	Manolo Fortich	Bukidnon	Hedcor Bukidnon, Inc.	Larry A. Guinontao	1-Apr-2014	2064		
Manolo Fortich 1	Santiago	Manolo Fortich	Bukidnon	Hedcor Bukidnon, Inc.	Victor H. Bayaon	1-Apr-2014	2064		
Manolo Fortich 1	Santiago	Manolo Fortich	Bukidnon	Hedcor Bukidnon, Inc.	Esmeraldo B. Gairan	1-Apr-2014	2064		
Manolo Fortich 1	Santiago	Manolo Fortich	Bukidnon	Hedcor Bukidnon, Inc.	Antolin B. Gairan	1-Apr-2014	2064		
Manolo Fortich 1	Santiago	Manolo Fortich	Bukidnon	Hedcor Bukidnon, Inc.	Rico A. Honlay	1-Apr-2014	2064		
Manolo Fortich 1	Santiago	Manolo Fortich	Bukidnon	Hedcor Bukidnon, Inc.	Imelda Y. Sinontao	1-Apr-2014	2064		
Manolo Fortich 1	Santiago	Manolo Fortich	Bukidnon	Hedcor Bukidnon, Inc.	Ursula L. Guinontao	1-Apr-2014	2064		
Manolo Fortich 1	Santiago	Manolo Fortich	Bukidnon	Hedcor Bukidnon, Inc.	Warleo A. Goayan	1-Apr-2014	2064		
Manolo Fortich 1	Santiago	Manolo Fortich	Bukidnon	Hedcor Bukidnon, Inc.	Greggy L. Guinontao	1-Apr-2014	2064		
Manolo Fortich 1	Santiago	Manolo Fortich	Bukidnon	Hedcor Bukidnon, Inc.	Rudina G. Berial	1-Apr-2014	2064		
Manolo Fortich 1	Santiago	Manolo Fortich	Bukidnon	Hedcor Bukidnon, Inc.	Sofia O. Sagansan	1-Apr-2014	2064		
Manolo Fortich 1	Santiago	Manolo Fortich	Bukidnon	Hedcor Bukidnon, Inc.	Robert S. Orina	1-Apr-2014	2064		
Manolo Fortich 1	Santiago	Manolo Fortich	Bukidnon	Hedcor Bukidnon, Inc.	Rolando C. Saut	1-Apr-2014	2064		
Manolo Fortich 1	Santiago	Manolo Fortich	Bukidnon	Hedcor Bukidnon, Inc.	Antonio B. Yamag	1-Apr-2014	2064		
Manolo Fortich 1	Santiago	Manolo Fortich	Bukidnon	Hedcor Bukidnon, Inc.	Jimmy A. Buclasan	1-Apr-2014	2064		
Manolo Fortich 1	Santiago	Manolo Fortich	Bukidnon	Hedcor Bukidnon, Inc.	Apolinario H. Moncado	1-Apr-2014	2064		
Manolo Fortich 1	Santiago	Manolo Fortich	Bukidnon	Hedcor Bukidnon, Inc.	Jemson A. Berial	1-Apr-2014	2064		
Manolo Fortich 1	Santiago	Manolo Fortich	Bukidnon	Hedcor Bukidnon, Inc.	Telesforo H. Buclasan	1-Apr-2014	2064		
Manolo Fortich 1	Santiago	Manolo Fortich	Bukidnon	Hedcor Bukidnon, Inc.	Virginia L. Gairan	1-Apr-2014	2064		
Manolo Fortich 1	Santiago	Manolo Fortich	Bukidnon	Hedcor Bukidnon, Inc.	Paz S. Lumihay	1-Apr-2014	2064		
Manolo Fortich 1	Santiago	Manolo Fortich	Bukidnon	Hedcor Bukidnon, Inc.	Jimmy M. Gonhay	1-Apr-2014	2064		
Manolo Fortich 1	Santiago	Manolo Fortich	Bukidnon	Hedcor Bukidnon, Inc.	Marcelo M. Gonhay	1-Apr-2014	2064		
Manolo Fortich 1	Santiago	Manolo Fortich	Bukidnon	Hedcor Bukidnon, Inc.	Susana G. Dumaog	1-Apr-2014	2064		
Manolo Fortich 1	Santiago	Manolo Fortich	Bukidnon	Hedcor Bukidnon, Inc.	Arceli G. Bacul Bacul	1-Apr-2014	2064		
Manolo Fortich 1	Santiago	Manolo Fortich	Bukidnon	Hedcor Bukidnon, Inc.	Leah G. Gonhay	1-Apr-2014	2064		
Manolo Fortich 1	Santiago	Manolo Fortich	Bukidnon	Hedcor Bukidnon, Inc.	Redion O. Sagansan	1-Apr-2014	2064		
Manolo Fortich 1	Santiago	Manolo Fortich	Bukidnon	Hedcor Bukidnon, Inc.	Edward L. Sinontao	1-Apr-2014	2064		
Manolo Fortich 1	Santiago	Manolo Fortich	Bukidnon	Hedcor Bukidnon, Inc.	Gedion H. Guinontao	1-Apr-2014	2064		
Manolo Fortich 1	Santiago	Manolo Fortich	Bukidnon	Hedcor Bukidnon, Inc.	Fernando O. Saut	1-Apr-2014	2064		
Manolo Fortich 1	Santiago	Manolo Fortich	Bukidnon	Hedcor Bukidnon, Inc.	Robert Y. Serana	1-Apr-2014	2064		
Manolo Fortich 1	Santiago	Manolo Fortich	Bukidnon	Hedcor Bukidnon, Inc.	Esperando Abunda	1-Apr-2014	2064		
Manolo Fortich 1	Santiago	Manolo Fortich	Bukidnon	Hedcor Bukidnon, Inc.	Camilo A. Obaob	1-Apr-2014	2064		
Manolo Fortich 1	Santiago	Manolo Fortich	Bukidnon	Hedcor Bukidnon, Inc.	Lilia Baugbog-Bonghanoy	1-Apr-2014	2064		
Manolo Fortich 1	Santiago	Manolo Fortich	Bukidnon	Hedcor Bukidnon, Inc.	Macrina B. Dinoro	1-Apr-2014	2064		
Manolo Fortich 1	Santiago	Manolo Fortich	Bukidnon	Hedcor Bukidnon, Inc.	Abundio G. Carlos	1-Apr-2014	2064		
Manolo Fortich 1	Santiago	Manolo Fortich	Bukidnon	Hedcor Bukidnon, Inc.	Jemuel Torres	1-Apr-2014	2064		
Manolo Fortich 1	Santiago	Manolo Fortich	Bukidnon	Hedcor Bukidnon, Inc.	Lorna G. Sumbongan	1-Apr-2014	2064		
Manolo Fortich 1	Santiago	Manolo Fortich	Bukidnon	Hedcor Bukidnon, Inc.	Ricardo A. Berial	1-Apr-2014	2064		
Manolo Fortich 1	Santiago	Manolo Fortich	Bukidnon	Hedcor Bukidnon, Inc.	Daryl Jade H. Guinontao	1-Apr-2014	2064		
Manolo Fortich 1	Santiago	Manolo Fortich	Bukidnon	Hedcor Bukidnon, Inc.	Daryl Jade H. Guinontao	1-Apr-2014	2064		

Manolo Fortich 1	Santiago	Manolo Fortich	Bukidnon	Hedcor Bukidnon, Inc.	Karen W. Fabria	1-Apr-2014	2064		
Manolo Fortich 1	Santiago	Manolo Fortich	Bukidnon	Hedcor Bukidnon, Inc.	Barangay Santiago or Jerville O. Senagonia	1-Apr-2014	2064		
Manolo Fortich 1	Santiago	Manolo Fortich	Bukidnon	Hedcor Bukidnon, Inc.	Merliza A. Cenabre	1-Apr-2014	2064		
Manolo Fortich 1	Santiago	Manolo Fortich	Bukidnon	Hedcor Bukidnon, Inc.	Evelyn B. Waminal	1-Apr-2014	2064		
Manolo Fortich 1	Santiago	Manolo Fortich	Bukidnon	Hedcor Bukidnon, Inc.	Erwin S. Guinontao	1-Apr-2014	2064		
Manolo Fortich 1	Santiago	Manolo Fortich	Bukidnon	Hedcor Bukidnon, Inc.	Jacqueline G. Mancawan	1-Apr-2014	2064		
Manolo Fortich 1	Santiago	Manolo Fortich	Bukidnon	Hedcor Bukidnon, Inc.	Wildon L. Guinontao	1-Apr-2014	2064		
Manolo Fortich 1	Santiago	Manolo Fortich	Bukidnon	Hedcor Bukidnon, Inc.	Angelita S. Carlos	1-Apr-2014	2064		
Manolo Fortich 1	Santiago	Manolo Fortich	Bukidnon	Hedcor Bukidnon, Inc.	Julie C. Balos	1-Apr-2014	2064		
Manolo Fortich 1	Santiago	Manolo Fortich	Bukidnon	Hedcor Bukidnon, Inc.	Lorna G. Sumbongan	1-Apr-2014	2064		
Manolo Fortich 1	Santiago	Manolo Fortich	Bukidnon	Hedcor Bukidnon, Inc.	Chevche S. Chan	1-Apr-2014	2064		
Manolo Fortich 1	Santiago	Manolo Fortich	Bukidnon	Hedcor Bukidnon, Inc.	Noel A. Abunda	1-Apr-2014	2064		
Manolo Fortich 1	Santiago	Manolo Fortich	Bukidnon	Hedcor Bukidnon, Inc.	Wildon L. Guinontao	1-Apr-2014	2064		
Manolo Fortich 1	Santiago	Manolo Fortich	Bukidnon	Hedcor Bukidnon, Inc.	Ursula L. Guinontao	1-Apr-2014	2064		
Manolo Fortich 1	Santiago	Manolo Fortich	Bukidnon	Hedcor Bukidnon, Inc.	Daniel S. Guinontao	1-Apr-2014	2064		
Manolo Fortich 1	Santiago	Manolo Fortich	Bukidnon	Hedcor Bukidnon, Inc.	Jocelyn G. Sinontao	1-Apr-2014	2064		
Manolo Fortich 1	Santiago	Manolo Fortich	Bukidnon	Hedcor Bukidnon, Inc.	Jimmy A. Cabactulan	1-Apr-2014	2064		
Manolo Fortich 1	Santiago	Manolo Fortich	Bukidnon	Hedcor Bukidnon, Inc.	Rechel L. Guinontao	1-Apr-2014	2064		
Manolo Fortich 1	Santiago	Manolo Fortich	Bukidnon	Hedcor Bukidnon, Inc.	Teresita R. Baugbog	1-Apr-2014	2064		
Manolo Fortich 1	Santiago	Manolo Fortich	Bukidnon	Hedcor Bukidnon, Inc.	Analiza S. Saut	1-Apr-2014	2064		
Manolo Fortich 1	Santiago	Manolo Fortich	Bukidnon	Hedcor Bukidnon, Inc.	Cristina O. Senagonia	1-Apr-2014	2064		
Manolo Fortich 1	Santiago	Manolo Fortich	Bukidnon	Hedcor Bukidnon, Inc.	Amel S. Saut	1-Apr-2014	2064		
Manolo Fortich 1	Santiago	Manolo Fortich	Bukidnon	Hedcor Bukidnon, Inc.	Custodio H. Orina	1-Apr-2014	2064		
Manolo Fortich 1	Santiago	Manolo Fortich	Bukidnon	Hedcor Bukidnon, Inc.	Gielord G. Orina	1-Apr-2014	2064		
Manolo Fortich 1	Santiago	Manolo Fortich	Bukidnon	Hedcor Bukidnon, Inc.	Joven H. Orina	1-Apr-2014	2064		
Manolo Fortich 1	Santiago	Manolo Fortich	Bukidnon	Hedcor Bukidnon, Inc.	Ruben S. Asal	1-Apr-2014	2064		
Manolo Fortich 1	Santiago	Manolo Fortich	Bukidnon	Hedcor Bukidnon, Inc.	Marciano H. Orina	1-Apr-2014	2064		
Manolo Fortich 1	Santiago	Manolo Fortich	Bukidnon	Hedcor Bukidnon, Inc.	Antonio L. Mancawan	1-Apr-2014	2064		
Manolo Fortich 1	Santiago	Manolo Fortich	Bukidnon	Hedcor Bukidnon, Inc.	Ruth G. Celucia	1-Apr-2014	2064		
Manolo Fortich 1	Santiago	Manolo Fortich	Bukidnon	Hedcor Bukidnon, Inc.	Mercedes S. Gairan	1-Apr-2014	2064		
Manolo Fortich 1	Santiago	Manolo Fortich	Bukidnon	Hedcor Bukidnon, Inc.	Alberto I. Omonlay	1-Apr-2014	2064		
Manolo Fortich 1	Santiago	Manolo Fortich	Bukidnon	Hedcor Bukidnon, Inc.	Teodora D. Guinontao	1-Apr-2014	2064		
Manolo Fortich 1	Santiago	Manolo Fortich	Bukidnon	Hedcor Bukidnon, Inc.	Macrina C. Litohon	1-Apr-2014	2064		
Manolo Fortich 1	Santiago	Manolo Fortich	Bukidnon	Hedcor Bukidnon, Inc.	Guillermo O. Litohon	1-Apr-2014	2064		
Manolo Fortich 1	Santiago	Manolo Fortich	Bukidnon	Hedcor Bukidnon, Inc.	Dionito M. Guinontao	1-Apr-2014	2064		
Manolo Fortich 1	Santiago	Manolo Fortich	Bukidnon	Hedcor Bukidnon, Inc.	Andrifel D. Guinontao	1-Apr-2014	2064		
Manolo Fortich 1	Santiago	Manolo Fortich	Bukidnon	Hedcor Bukidnon, Inc.	Albert H. Sugalay	1-Apr-2014	2064		
Manolo Fortich 1	Santiago	Manolo Fortich	Bukidnon	Hedcor Bukidnon, Inc.	Edgardo B. Guinontao Sr.	1-Apr-2014	2064		
Manolo Fortich 1	Santiago	Manolo Fortich	Bukidnon	Hedcor Bukidnon, Inc.	Doroteo B. Guinontao	1-Apr-2014	2064		
Manolo Fortich 1	Santiago	Manolo Fortich	Bukidnon	Hedcor Bukidnon, Inc.	Margie Guinonlay	1-Apr-2014	2064		
Manolo Fortich 1	Santiago	Manolo Fortich	Bukidnon	Hedcor Bukidnon, Inc.	Jerry L. Lomero	1-Apr-2014	2064		
Manolo Fortich 1	Guihean	Impasug-ong	Bukidnon	Hedcor Bukidnon, Inc.	Diosdado T. Bukinda	1-Apr-2014	2064		
Manolo Fortich 1	Guihean	Impasug-ong	Bukidnon	Hedcor Bukidnon, Inc.	Quiliano S. San-Ahan	1-Apr-2014	2064		
Manolo Fortich 1	Guihean	Impasug-ong	Bukidnon	Hedcor Bukidnon, Inc.	Joselyn B. General	1-Apr-2014	2064		
Manolo Fortich 1	Guihean	Impasug-ong	Bukidnon	Hedcor Bukidnon, Inc.	Rogelio G. Binayao	1-Apr-2014	2064		
Manolo Fortich 1	Guihean	Impasug-ong	Bukidnon	Hedcor Bukidnon, Inc.	Gretchel P. Paguira	1-Apr-2014	2064		
Manolo Fortich 1	Guihean	Impasug-ong	Bukidnon	Hedcor Bukidnon, Inc.	Nancy A. Fuentes	1-Apr-2014	2064		

Manolo Fortich 1	Guihean	Impasug-ong	Bukidnon	Hedcor Bukidnon, Inc.	Jaime K. Abunda	1-Apr-2014	2064		
Manolo Fortich 1	Guihean	Impasug-ong	Bukidnon	Hedcor Bukidnon, Inc.	Raul G. Batchinitcha	1-Apr-2014	2064		
Manolo Fortich 1	Guihean	Impasug-ong	Bukidnon	Hedcor Bukidnon, Inc.	Federico A. Guinayon	1-Apr-2014	2064		
Manolo Fortich 1	Guihean	Impasug-ong	Bukidnon	Hedcor Bukidnon, Inc.	Jeronides S. Yambagon	1-Apr-2014	2064		
Manolo Fortich 1	Guihean	Impasug-ong	Bukidnon	Hedcor Bukidnon, Inc.	Nely D. Lumagsao	1-Apr-2014	2064		
Manolo Fortich 1	Santiago	Manolo Fortich	Bukidnon	Hedcor Bukidnon, Inc.	Victor H. Lithon	1-Oct-2017	2067		
Manolo Fortich 1	Santiago	Manolo Fortich	Bukidnon	Hedcor Bukidnon, Inc.	Rony S. Sarento	1-Oct-2017	2067		
Manolo Fortich 1	Santiago	Manolo Fortich	Bukidnon	Hedcor Bukidnon, Inc.	Macrina C. Lithon	1-Oct-2017	2067		
Manolo Fortich 1	Santiago	Manolo Fortich	Bukidnon	Hedcor Bukidnon, Inc.	Placido A. Sohento	1-Oct-2017	2067		
Manolo Fortich 1	Santiago	Manolo Fortich	Bukidnon	Hedcor Bukidnon, Inc.	Cristina L. Andaol	1-Oct-2017	2067		
Manolo Fortich 1	Santiago	Manolo Fortich	Bukidnon	Hedcor Bukidnon, Inc.	Wildon Guinontao	1-Oct-2017	2067		
Manolo Fortich 1	Santiago	Manolo Fortich	Bukidnon	Hedcor Bukidnon, Inc.	Marcial H. Bayaon	1-Oct-2017	2067		
Manolo Fortich 1	Santiago	Manolo Fortich	Bukidnon	Hedcor Bukidnon, Inc.	Rechie S. Guinontao	1-Oct-2017	2067		
Manolo Fortich 1	Santiago	Manolo Fortich	Bukidnon	Hedcor Bukidnon, Inc.	Santos Bayaon	1-Oct-2017	2067		
Manolo Fortich 1	Santiago	Manolo Fortich	Bukidnon	Hedcor Bukidnon, Inc.	Eleomar B. Bayaon	1-Oct-2017	2067		
Manolo Fortich 2	Maluko	Manolo Fortich	Bukidnon	Hedcor Bukidnon, Inc.	Danel Aboitiz under trust with HBI (owner)	2-Feb-2016	2016		
Manolo Fortich 2	Dalirig	Manolo Fortich	Bukidnon	Hedcor Bukidnon, Inc.	Elmer A. Buclasan	1-Apr-2014	2017		
Manolo Fortich 2	Dalirig	Manolo Fortich	Bukidnon	Hedcor Bukidnon, Inc.	Levi B. Alimbog	1-Apr-2014	2017		
Manolo Fortich 2	Dalirig	Manolo Fortich	Bukidnon	Hedcor Bukidnon, Inc.	Juditha L. Samonda	1-Apr-2014	2017		
Manolo Fortich 2	Dalirig	Manolo Fortich	Bukidnon	Hedcor Bukidnon, Inc.	Edwin L. Samonda	1-Apr-2014	2017		
Manolo Fortich 2	Dalirig	Manolo Fortich	Bukidnon	Hedcor Bukidnon, Inc.	Ezequiel L. Onahon	1-Apr-2014	2017		
Manolo Fortich 2	Dalirig	Manolo Fortich	Bukidnon	Hedcor Bukidnon, Inc.	Ricardo L. Samonda Jr.,	1-Apr-2014	2017		
Manolo Fortich 2	Dalirig	Manolo Fortich	Bukidnon	Hedcor Bukidnon, Inc.	Merlyn S. Buclasan	1-Apr-2014	2017		
Manolo Fortich 2	Dalirig	Manolo Fortich	Bukidnon	Hedcor Bukidnon, Inc.	Marco Antonio G. Arbole	1-Apr-2014	2017		
Manolo Fortich 2	Dalirig	Manolo Fortich	Bukidnon	Hedcor Bukidnon, Inc.	Artemio A. Damasco	1-Apr-2014	2017		
Manolo Fortich 2	Dalirig	Manolo Fortich	Bukidnon	Hedcor Bukidnon, Inc.	Rogelio B. Salait	1-Apr-2014	2017		
Manolo Fortich 2	Dalirig	Manolo Fortich	Bukidnon	Hedcor Bukidnon, Inc.	Jinjie L. Samonda	1-Apr-2014	2017		
Manolo Fortich 2	Dalirig	Manolo Fortich	Bukidnon	Hedcor Bukidnon, Inc.	Domingo B. Carillo	1-Apr-2014	2017		
Manolo Fortich 2	Dalirig	Manolo Fortich	Bukidnon	Hedcor Bukidnon, Inc.	Elmer A. Buclasan	1-Apr-2015	2018		
Manolo Fortich 2	Dalirig	Manolo Fortich	Bukidnon	Hedcor Bukidnon, Inc.	Ezequiel L. Onahon	1-Apr-2015	2018		
Manolo Fortich 2	Dalirig	Manolo Fortich	Bukidnon	Hedcor Bukidnon, Inc.	Marlon L. Moncado	1-Apr-2015	2018		
Manolo Fortich 2	Dalirig	Manolo Fortich	Bukidnon	Hedcor Bukidnon, Inc.	Ricardo L. Samonda Jr.,	1-Apr-2015	2018		
Manolo Fortich 2	Dalirig	Manolo Fortich	Bukidnon	Hedcor Bukidnon, Inc.	Danilo B. Suldahan	1-Apr-2015	2018		
Manolo Fortich 2	Dalirig	Manolo Fortich	Bukidnon	Hedcor Bukidnon, Inc.	Lloyd B. Suldahan	1-Apr-2015	2018		
Manolo Fortich 2	Dalirig	Manolo Fortich	Bukidnon	Hedcor Bukidnon, Inc.	Allan B. Angan	1-Apr-2015	2018		
Manolo Fortich 2	Dalirig	Manolo Fortich	Bukidnon	Hedcor Bukidnon, Inc.	Allan B. Angan	1-Apr-2015	2018		
Manolo Fortich 2	Dalirig	Manolo Fortich	Bukidnon	Hedcor Bukidnon, Inc.	Alex B. Angan	1-Apr-2015	2018		
Manolo Fortich 2	Dalirig	Manolo Fortich	Bukidnon	Hedcor Bukidnon, Inc.	Mary Marjorie P. Demata	1-Apr-2015	2018		
Manolo Fortich 2	Dalirig	Manolo Fortich	Bukidnon	Hedcor Bukidnon, Inc.	Richard Y. Bansalay	1-Apr-2015	2018		
Manolo Fortich 2	Dalirig	Manolo Fortich	Bukidnon	Hedcor Bukidnon, Inc.	Rogelio B. Salait	1-Apr-2015	2018		
Manolo Fortich 2	Dalirig	Manolo Fortich	Bukidnon	Hedcor Bukidnon, Inc.	Leonora Y. Bansalay	1-Apr-2015	2018		
Manolo Fortich 2	Dalirig	Manolo Fortich	Bukidnon	Hedcor Bukidnon, Inc.	Jerome Y. Bansalay	1-Apr-2015	2018		
Manolo Fortich 2	Maluko	Manolo Fortich	Bukidnon	Hedcor Bukidnon, Inc.	Aurita B. Binayao	1-Apr-2015	2018		
Manolo Fortich 2	Maluko	Manolo Fortich	Bukidnon	Hedcor Bukidnon, Inc.	Angelie S. Saw-ig	1-Apr-2015	2018		
Manolo Fortich 2	Maluko	Manolo Fortich	Bukidnon	Hedcor Bukidnon, Inc.	deceased)	1-Apr-2015	2018		
Manolo Fortich 2	Maluko	Manolo Fortich	Bukidnon	Hedcor Bukidnon, Inc.	Rogelio B. Cariton	1-Apr-2015	2018		
Manolo Fortich 2	Maluko	Manolo Fortich	Bukidnon	Hedcor Bukidnon, Inc.	Rogelio B. Cariton	1-Apr-2015	2018		

Manolo Fortich 2	Maluko	Manolo Fortich	Bukidnon	Hedcor Bukidnon, Inc.	Indy B. Meyor	1-Apr-2015	2018		
Manolo Fortich 2	Maluko	Manolo Fortich	Bukidnon	Hedcor Bukidnon, Inc.	Mary Anne P. Fudalan	1-Apr-2015	2018		
Manolo Fortich 2	Maluko	Manolo Fortich	Bukidnon	Hedcor Bukidnon, Inc.	Merilyn B. Lugmay	1-Apr-2015	2018		
Manolo Fortich 2	Maluko	Manolo Fortich	Bukidnon	Hedcor Bukidnon, Inc.	Floramie L. Dalunhay	1-Apr-2015	2018		
Manolo Fortich 2	Maluko	Manolo Fortich	Bukidnon	Hedcor Bukidnon, Inc.	Jonas B. Serona	1-Apr-2015	2018		
Manolo Fortich 2	Maluko	Manolo Fortich	Bukidnon	Hedcor Bukidnon, Inc.	Marites D. Sumat	1-Apr-2015	2018		
Manolo Fortich 2	Maluko	Manolo Fortich	Bukidnon	Hedcor Bukidnon, Inc.	Jill S. Aguilar	1-Apr-2014	2019		
Manolo Fortich 2	Maluko	Manolo Fortich	Bukidnon	Hedcor Bukidnon, Inc.	Christofer Flores	1-Apr-2014	2019		
Manolo Fortich 2	Dalirig	Manolo Fortich	Bukidnon	Hedcor Bukidnon, Inc.	Domingo B. Carillo	1-Apr-2014	2064		
Manolo Fortich 2	Dalirig	Manolo Fortich	Bukidnon	Hedcor Bukidnon, Inc.	Allan B. Angan	1-Apr-2014	2064		
Manolo Fortich 2	Dalirig	Manolo Fortich	Bukidnon	Hedcor Bukidnon, Inc.	Richard Y. Bansalay	1-Apr-2014	2064		
Manolo Fortich 2	Dalirig	Manolo Fortich	Bukidnon	Hedcor Bukidnon, Inc.	Jocelyn D. Yuhay	1-Apr-2014	2064		
Manolo Fortich 2	Dalirig	Manolo Fortich	Bukidnon	Hedcor Bukidnon, Inc.	Mary Marjorie P. Demata	1-Apr-2014	2064		
Manolo Fortich 2	Dalirig	Manolo Fortich	Bukidnon	Hedcor Bukidnon, Inc.	Eliezar G. Cabiladas	1-Apr-2014	2064		
Manolo Fortich 2	Dalirig	Manolo Fortich	Bukidnon	Hedcor Bukidnon, Inc.	Danilo B. Suldahan	1-Apr-2014	2064		
Manolo Fortich 2	Dalirig	Manolo Fortich	Bukidnon	Hedcor Bukidnon, Inc.	Lloyd B. Suldahan	1-Apr-2014	2064		
Manolo Fortich 2	Dalirig	Manolo Fortich	Bukidnon	Hedcor Bukidnon, Inc.	Alex B. Angan	1-Apr-2014	2064		
Manolo Fortich 2	Dalirig	Manolo Fortich	Bukidnon	Hedcor Bukidnon, Inc.	Nonie A. Buclasan	1-Apr-2014	2064		
Manolo Fortich 2	Dalirig	Manolo Fortich	Bukidnon	Hedcor Bukidnon, Inc.	Joey B. Salait	1-Apr-2014	2064		
Manolo Fortich 2	Dalirig	Manolo Fortich	Bukidnon	Hedcor Bukidnon, Inc.	Leonora Y. Bansalay	1-Apr-2014	2064		
Manolo Fortich 2	Santiago	Manolo Fortich	Bukidnon	Hedcor Bukidnon, Inc.	Angelie S. Saw-ig	1-Apr-2014	2064		
Manolo Fortich 2	Santiago	Manolo Fortich	Bukidnon	Hedcor Bukidnon, Inc.	Mary Anne P. Fudalan	1-Apr-2014	2064		
Manolo Fortich 2	Santiago	Manolo Fortich	Bukidnon	Hedcor Bukidnon, Inc.	Mary Anne P. Fudalan	1-Apr-2014	2064		
Manolo Fortich 2	Santiago	Manolo Fortich	Bukidnon	Hedcor Bukidnon, Inc.	Marites D. Sumat	1-Apr-2014	2064		
Manolo Fortich 2	Santiago	Manolo Fortich	Bukidnon	Hedcor Bukidnon, Inc.	Dave Bryan P. Sumat (Placida Sumat)	1-Apr-2014	2064		
Manolo Fortich 2	Santiago	Manolo Fortich	Bukidnon	Hedcor Bukidnon, Inc.	Danilo A. Talugco	1-Apr-2014	2064		
Manolo Fortich 2	Maluko	Manolo Fortich	Bukidnon	Hedcor Bukidnon, Inc.	Floramie L. Dalunhay	1-Apr-2014	2064		
Manolo Fortich 2	Maluko	Manolo Fortich	Bukidnon	Hedcor Bukidnon, Inc.	Richie B. Binayao	1-Apr-2014	2064		
Manolo Fortich 2	Maluko	Manolo Fortich	Bukidnon	Hedcor Bukidnon, Inc.	Rogelio G. Binayao	1-Apr-2014	2064		
Manolo Fortich 2	Maluko	Manolo Fortich	Bukidnon	Hedcor Bukidnon, Inc.	Fe M. Carmona	1-Apr-2014	2064		
Manolo Fortich 2	Maluko	Manolo Fortich	Bukidnon	Hedcor Bukidnon, Inc.	Nilo G. Kilman	1-Apr-2014	2064		
Manolo Fortich 2	Maluko	Manolo Fortich	Bukidnon	Hedcor Bukidnon, Inc.	Vedal S. Asilan	1-Apr-2014	2064		
Manolo Fortich 2	Maluko	Manolo Fortich	Bukidnon	Hedcor Bukidnon, Inc.	John Francis C. Sawan-on	1-Apr-2014	2064		
Manolo Fortich 2	Maluko	Manolo Fortich	Bukidnon	Hedcor Bukidnon, Inc.	Rojel L. Montejo	1-Apr-2014	2064		
Manolo Fortich 2	Maluko	Manolo Fortich	Bukidnon	Hedcor Bukidnon, Inc.	Mary Anne P. Fudalan	1-Apr-2014	2064		
Manolo Fortich 2	Maluko	Manolo Fortich	Bukidnon	Hedcor Bukidnon, Inc.	Robertino E. Pizarro	1-Apr-2014	2064		
Manolo Fortich 2	Maluko	Manolo Fortich	Bukidnon	Hedcor Bukidnon, Inc.	Robertino E. Pizarro	1-Apr-2014	2064		
Manolo Fortich 2	Maluko	Manolo Fortich	Bukidnon	Hedcor Bukidnon, Inc.	Robertino E. Pizarro	1-Apr-2014	2064		
Manolo Fortich 2	Maluko	Manolo Fortich	Bukidnon	Hedcor Bukidnon, Inc.	Robertino E. Pizarro	1-Apr-2014	2064		
Manolo Fortich 2	Maluko	Manolo Fortich	Bukidnon	Hedcor Bukidnon, Inc.	Robertino E. Pizarro/ RONALD DALANON	1-Apr-2014	2064		
Manolo Fortich 2	Maluko	Manolo Fortich	Bukidnon	Hedcor Bukidnon, Inc.	Rogelio B. Cariton	1-Apr-2014	2064		
Manolo Fortich 2	Maluko	Manolo Fortich	Bukidnon	Hedcor Bukidnon, Inc.	Rogelio B. Cariton	1-Apr-2014	2064		
Manolo Fortich 2	Maluko	Manolo Fortich	Bukidnon	Hedcor Bukidnon, Inc.	Merilyn B. Lugmay	1-Apr-2014	2064		
Manolo Fortich 2	Maluko	Manolo Fortich	Bukidnon	Hedcor Bukidnon, Inc.	Indy B. Meyor	1-Apr-2014	2064		
Manolo Fortich 2	Maluko	Manolo Fortich	Bukidnon	Hedcor Bukidnon, Inc.	Norman B. Palibod	1-Apr-2014	2064		
Manolo Fortich 2	Maluko	Manolo Fortich	Bukidnon	Hedcor Bukidnon, Inc.	Marianie P. Linodhay	1-Apr-2014	2064		
Manolo Fortich 2	Maluko	Manolo Fortich	Bukidnon	Hedcor Bukidnon, Inc.	Maricel P. Saw-ig	1-Apr-2014	2064		

Manolo Fortich 2	Lingion	Manolo Fortich	Bukidnon	Hedcor Bukidnon, Inc.	Nilo S. Verba	1-Aug-2015	2065		
Manolo Fortich 2	Lingion	Manolo Fortich	Bukidnon	Hedcor Bukidnon, Inc.	Ruthelio J. Tabian	1-Aug-2015	2065		
Manolo Fortich 2	Lingion	Manolo Fortich	Bukidnon	Hedcor Bukidnon, Inc.	Allan D. Mancawan	1-Aug-2015	2065		
Manolo Fortich 2	Lingion	Manolo Fortich	Bukidnon	Hedcor Bukidnon, Inc.	Barangay Lingion rep. by Elbern J. Onahon	1-Aug-2015	2065		
Manolo Fortich 2	Lingion	Manolo Fortich	Bukidnon	Hedcor Bukidnon, Inc.	Ruben L. Inandam (Nilda L. Inandam)	1-Aug-2015	2065		
Manolo Fortich 2	Lingion	Manolo Fortich	Bukidnon	Hedcor Bukidnon, Inc.	Veronica B. Barrio	1-Aug-2015	2065		
Manolo Fortich 2	Lingion	Manolo Fortich	Bukidnon	Hedcor Bukidnon, Inc.	Emma B. Lompon	1-Aug-2015	2065		
Manolo Fortich 2	Lingion	Manolo Fortich	Bukidnon	Hedcor Bukidnon, Inc.	Alex B. Lahayon	1-Aug-2015	2065		
Manolo Fortich 2	Lingion	Manolo Fortich	Bukidnon	Hedcor Bukidnon, Inc.	Romero E. Cuarto	1-Aug-2015	2065		
Manolo Fortich 2	Lingion	Manolo Fortich	Bukidnon	Hedcor Bukidnon, Inc.	Ireneo D. Lompon	1-Aug-2015	2065		
Manolo Fortich 2	Lingion	Manolo Fortich	Bukidnon	Hedcor Bukidnon, Inc.	Enrique D. Lompon	1-Aug-2015	2065		
Manolo Fortich 2	Lingion	Manolo Fortich	Bukidnon	Hedcor Bukidnon, Inc.	Lorna L. Araña	1-Aug-2015	2065		
Manolo Fortich 2	Lingion	Manolo Fortich	Bukidnon	Hedcor Bukidnon, Inc.	Ruel S. Lompon	1-Aug-2015	2065		
Manolo Fortich 2	Lingion	Manolo Fortich	Bukidnon	Hedcor Bukidnon, Inc.	Nancy P. Lompon	1-Aug-2015	2065		
Manolo Fortich 2	Maluko	Manolo Fortich	Bukidnon	Hedcor Bukidnon, Inc.	Jonas B. Serona	1-Oct-2017	2067		
Manolo Fortich 2	Maluko	Manolo Fortich	Bukidnon	Hedcor Bukidnon, Inc.	Norvel B. Serona	1-Oct-2017	2067		
Manolo Fortich 2	Dalrig	Manolo Fortich	Bukidnon	Hedcor Bukidnon, Inc.	Hedcor Bukidnon, Inc. (Owner)	4-Apr-2015	0		
Sibulan A	Sibulan	Sta Cruz	Davao del Sur	Hedcor Sibulan, Inc.	ONDONG, HELEN &/OR ONDONG, JUNIE	27-Dec-2009	2034		
Sibulan A	Sibulan	Sta Cruz	Davao del Sur	Hedcor Sibulan, Inc.	ONDONG, ELMOR	26-Jun-2007	2032		
Sibulan A	Sibulan	Sta Cruz	Davao del Sur	Hedcor Sibulan, Inc.	ONDONG, ELMOR	26-Dec-2009	2034		
Sibulan A	Sibulan	Sta Cruz	Davao del Sur	Hedcor Sibulan, Inc.	AYAP, DOMIE	26-Jun-2007	2032		
Sibulan A	Sibulan	Sta Cruz	Davao del Sur	Hedcor Sibulan, Inc.	AYAP, DOMIE	27-Jun-2010	2035		
Sibulan A	Sibulan	Sta Cruz	Davao del Sur	Hedcor Sibulan, Inc.	OCARANG, SAINAY	26-Jun-2007	2032		
Sibulan A	Sibulan	Sta Cruz	Davao del Sur	Hedcor Sibulan, Inc.	OCARANG, SAINAY	26-Dec-2009	2034		
Sibulan A	Sibulan	Sta Cruz	Davao del Sur	Hedcor Sibulan, Inc.	SONIE	26-Jun-2007	2032		
Sibulan A	Sibulan	Sta Cruz	Davao del Sur	Hedcor Sibulan, Inc.	ANDAL, JON	26-Jun-2007	2032		
Sibulan A	Sibulan	Sta Cruz	Davao del Sur	Hedcor Sibulan, Inc.	PUROC, ROMULO	27-Jun-2007	2032		
Sibulan A	Sibulan	Sta Cruz	Davao del Sur	Hedcor Sibulan, Inc.	DEYAYA, JEMY	26-Jun-2007	2032		
Sibulan A	Sibulan	Sta Cruz	Davao del Sur	Hedcor Sibulan, Inc.	PUROC, UDIMAY	26-Jun-2007	2032		
Sibulan A	Sibulan	Sta Cruz	Davao del Sur	Hedcor Sibulan, Inc.	PUROC, ADOC &/or ODA, OWENBRE	26-Jun-2007	2032		
Sibulan A	Sibulan	Sta Cruz	Davao del Sur	Hedcor Sibulan, Inc.	AYOG, AMALIA OR AYOG, NANCT	26-Jun-2007	2032		
Sibulan A	Sibulan	Sta Cruz	Davao del Sur	Hedcor Sibulan, Inc.	DONDON AYOG	26-Jun-2007	2032		
Sibulan A	Sibulan	Sta Cruz	Davao del Sur	Hedcor Sibulan, Inc.	PUROC, UDIMAY	26-Jun-2007	2032		
Sibulan A	Sibulan	Sta Cruz	Davao del Sur	Hedcor Sibulan, Inc.	PUROC, UDIMAY	26-Jun-2009	2034		
Sibulan A	Sibulan	Sta Cruz	Davao del Sur	Hedcor Sibulan, Inc.	PUROC, MINDA	26-Jun-2007	2032		
Sibulan A	Sibulan	Sta Cruz	Davao del Sur	Hedcor Sibulan, Inc.	Galanza	26-Jun-2007	2032		
Sibulan A	Sibulan	Sta Cruz	Davao del Sur	Hedcor Sibulan, Inc.	ADOC PUROC &/OR ODIMAY PUROC	26-Jun-2007	2032		
Sibulan A	Sibulan	Sta Cruz	Davao del Sur	Hedcor Sibulan, Inc.	LOCHING AYOG	26-Jun-2007	2032		
Sibulan A	Sibulan	Sta Cruz	Davao del Sur	Hedcor Sibulan, Inc.	PUROC, ROMEO	26-Jun-2007	2032		
Sibulan A	Sibulan	Sta Cruz	Davao del Sur	Hedcor Sibulan, Inc.	PEDRO ONTO	26-Jun-2007	2032		
Sibulan A	Sibulan	Sta Cruz	Davao del Sur	Hedcor Sibulan, Inc.	PEDRO ONTO	27-Jun-2010	2035		
Sibulan A	Sibulan	Sta Cruz	Davao del Sur	Hedcor Sibulan, Inc.	PEDRO ONTO	26-Dec-2009	2034		
Sibulan A	Sibulan	Sta Cruz	Davao del Sur	Hedcor Sibulan, Inc.	FELIPE AYOG	26-Jun-2007	2032		
Sibulan A	Sibulan	Sta Cruz	Davao del Sur	Hedcor Sibulan, Inc.	FELIPE AYOG &/OR DONDON AYOG	27-Jun-2010	2035		
Sibulan A	Sibulan	Sta Cruz	Davao del Sur	Hedcor Sibulan, Inc.	KAMBANG, ADUMAN	26-Jun-2007	2032		
Sibulan A	Sibulan	Sta Cruz	Davao del Sur	Hedcor Sibulan, Inc.	CULELE, DIRON	26-Jun-2007	2032		
Sibulan A	Sibulan	Sta Cruz	Davao del Sur	Hedcor Sibulan, Inc.	CULELE, DIRON	27-Jun-2007	2032		

Sibulan A	Sibulan	Sta Cruz	Davao del Sur	Hedcor Sibulan, Inc.	CULELE, DIRON	28-Jun-2007	2032		
Sibulan A	Sibulan	Sta Cruz	Davao del Sur	Hedcor Sibulan, Inc.	PUROC, MINDISAN &/OR PUROC, LILIBETH	26-Jun-2007	2032		
Sibulan A	Sibulan	Sta Cruz	Davao del Sur	Hedcor Sibulan, Inc.	PUROC, ANTONIO	26-Jun-2007	2032		
Sibulan A	Sibulan	Sta Cruz	Davao del Sur	Hedcor Sibulan, Inc.	PUROC, MINDISAN &/OR PUROC, LILIBETH	26-Jun-2007	2032		
Sibulan A	Sibulan	Sta Cruz	Davao del Sur	Hedcor Sibulan, Inc.	PUROC, MINDISAN &/OR PUROC, LILIBETH	26-Dec-2009	2034		
Sibulan A	Sibulan	Sta Cruz	Davao del Sur	Hedcor Sibulan, Inc.	PUROC, SIONY GRACE	26-Jun-2007	2032		
Sibulan A	Sibulan	Sta Cruz	Davao del Sur	Hedcor Sibulan, Inc.	PUROC, SIONY GRACE	26-Dec-2009	2034		
Sibulan A	Sibulan	Sta Cruz	Davao del Sur	Hedcor Sibulan, Inc.	PUROC, ADAYON	26-Jun-2007	2032		
Sibulan A	Sibulan	Sta Cruz	Davao del Sur	Hedcor Sibulan, Inc.	AGUAN, ALABA	26-Jun-2007	2032		
Sibulan A	Sibulan	Sta Cruz	Davao del Sur	Hedcor Sibulan, Inc.	AGUAN, ALABA	26-Dec-2009	2034		
Sibulan A	Sibulan	Sta Cruz	Davao del Sur	Hedcor Sibulan, Inc.	MADAYAM	26-Jun-2007	2032		
Sibulan A	Sibulan	Sta Cruz	Davao del Sur	Hedcor Sibulan, Inc.	MADAYAM	26-Dec-2009	2034		
Sibulan A	Sibulan	Sta Cruz	Davao del Sur	Hedcor Sibulan, Inc.	AGUAN, BONIFACIO	27-Dec-2009	2034		
Sibulan A	Sibulan	Sta Cruz	Davao del Sur	Hedcor Sibulan, Inc.	ITO, NELLY &/OR ANGGALAN JOSEPHINE	26-Jun-2007	2032		
Sibulan A	Sibulan	Sta Cruz	Davao del Sur	Hedcor Sibulan, Inc.	ITO, NELLY &/OR ANGGALAN JOSEPHINE	26-Dec-2009	2034		
Sibulan A	Sibulan	Sta Cruz	Davao del Sur	Hedcor Sibulan, Inc.	EGOOGAN, TEOTIMO	26-Jun-2007	2032		
Sibulan A	Sibulan	Sta Cruz	Davao del Sur	Hedcor Sibulan, Inc.	DARAGON, TEOFILA	26-Jun-2007	2032		
Sibulan A	Sibulan	Sta Cruz	Davao del Sur	Hedcor Sibulan, Inc.	ADON, ERWIN	26-Jun-2007	2032		
Sibulan A	Sibulan	Sta Cruz	Davao del Sur	Hedcor Sibulan, Inc.	ADON, ALFREDO	26-Jun-2007	2032		
Sibulan A	Sibulan	Sta Cruz	Davao del Sur	Hedcor Sibulan, Inc.	ORTIZ, BENNIE	26-Jun-2007	2032		
Sibulan A	Sibulan	Sta Cruz	Davao del Sur	Hedcor Sibulan, Inc.	LANZO, EVELYN	26-Jun-2007	2032		
Sibulan A	Sibulan	Sta Cruz	Davao del Sur	Hedcor Sibulan, Inc.	CAWAYAN, WASING	26-Jun-2007	2032		
Sibulan A	Sibulan	Sta Cruz	Davao del Sur	Hedcor Sibulan, Inc.	AYAP, DOMIE	26-Jun-2007	2032		
Sibulan A	Sibulan	Sta Cruz	Davao del Sur	Hedcor Sibulan, Inc.	AYAP, DOMIE	26-Dec-2009	2034		
Sibulan A	Sibulan	Sta Cruz	Davao del Sur	Hedcor Sibulan, Inc.	KAWASA, ADOGAN	26-Jun-2007	2032		
Sibulan A	Sibulan	Sta Cruz	Davao del Sur	Hedcor Sibulan, Inc.	ENGOL, JAIME	26-Jun-2007	2032		
Sibulan A	Sibulan	Sta Cruz	Davao del Sur	Hedcor Sibulan, Inc.	AMAD, FELIPE	26-Jun-2007	2032		
Sibulan A	Sibulan	Sta Cruz	Davao del Sur	Hedcor Sibulan, Inc.	SULLAGA, MERCY	26-Jun-2007	2032		
Sibulan A	Sibulan	Sta Cruz	Davao del Sur	Hedcor Sibulan, Inc.	PANDIAN, UNDAYONG	26-Jun-2007	2032		
Sibulan A	Sibulan	Sta Cruz	Davao del Sur	Hedcor Sibulan, Inc.	ENSAY	26-Dec-2009	2034		
Sibulan A	Sibulan	Sta Cruz	Davao del Sur	Hedcor Sibulan, Inc.	AYAP, DOMIE	26-Jun-2007	2032		
Sibulan A	Sibulan	Sta Cruz	Davao del Sur	Hedcor Sibulan, Inc.	AYAP, ALPIE	26-Jun-2007	2032		
Sibulan A	Sibulan	Sta Cruz	Davao del Sur	Hedcor Sibulan, Inc.	CULELE, CHITA	26-Jun-2007	2032		
Sibulan A	Sibulan	Sta Cruz	Davao del Sur	Hedcor Sibulan, Inc.	AYAP, VERGILIO	26-Jun-2007	2032		
Sibulan A	Sibulan	Sta Cruz	Davao del Sur	Hedcor Sibulan, Inc.	ROSEMARIE PANDYO JOUQUIN	26-Jun-2007	2032		
Sibulan A	Sibulan	Sta Cruz	Davao del Sur	Hedcor Sibulan, Inc.	COLEN PANDYO	27-Jun-2010	2035		
Sibulan A	Sibulan	Sta Cruz	Davao del Sur	Hedcor Sibulan, Inc.	IWALAY PANDYO	26-Jun-2007	2032		
Sibulan A	Sibulan	Sta Cruz	Davao del Sur	Hedcor Sibulan, Inc.	IWALAY PANDYO	27-Dec-2009	2034		
Sibulan A	Sibulan	Sta Cruz	Davao del Sur	Hedcor Sibulan, Inc.	PULIDO BARO	26-Jun-2007	2032		
Sibulan A	Sibulan	Sta Cruz	Davao del Sur	Hedcor Sibulan, Inc.	RUDY PANDYO	26-Jun-2007	2032		
Sibulan A	Sibulan	Sta Cruz	Davao del Sur	Hedcor Sibulan, Inc.	ERWIN ADON and/or JUNY ADON	26-Jun-2007	2032		
Sibulan A	Sibulan	Sta Cruz	Davao del Sur	Hedcor Sibulan, Inc.	ERWIN ADON and/or JUNY ADON	27-Dec-2009	2034		
Sibulan A	Sibulan	Sta Cruz	Davao del Sur	Hedcor Sibulan, Inc.	ANTONIO REZANO	25-Dec-2017	2042		
Sibulan A	Sibulan	Sta Cruz	Davao del Sur	Hedcor Sibulan, Inc.	Manapol	26-Dec-2010	2060		
Sibulan A	Sibulan	Sta Cruz	Davao del Sur	Hedcor Sibulan, Inc.	ANTONIO REZANO	4-Aug-2015	2065		
Sibulan A	Sibulan	Sta Cruz	Davao del Sur	Hedcor Sibulan, Inc.	ANTONIO REZANO	20-Jun-2017	2067		

Sibulan A	Sibulan	Sta Cruz	Davao del Sur	Hedcor Sibulan, Inc.	VICVIC, VERGINIO	27-Jun-2010	2035		
Sibulan A	Sibulan	Sta Cruz	Davao del Sur	Hedcor Sibulan, Inc.	EDORO, MAEL	27-Jun-2010	2035		
Sibulan A	Sibulan	Sta Cruz	Davao del Sur	Hedcor Sibulan, Inc.	ODA, VICTOR	26-Jun-2007	2032		
Sibulan A	Sibulan	Sta Cruz	Davao del Sur	Hedcor Sibulan, Inc.	LAIDAN, RONELO	26-Jun-2007	2032		
Sibulan A	Sibulan	Sta Cruz	Davao del Sur	Hedcor Sibulan, Inc.	LAIDAN, RONELO	27-Jun-2010	2035		
Sibulan A	Sibulan	Sta Cruz	Davao del Sur	Hedcor Sibulan, Inc.	SIOCO, FREDDIE	26-Jun-2007	2032		
Sibulan A	Sibulan	Sta Cruz	Davao del Sur	Hedcor Sibulan, Inc.	SIOCO, FREDDIE	27-Jun-2010	2035		
Sibulan A	Sibulan	Sta Cruz	Davao del Sur	Hedcor Sibulan, Inc.	LAIDAN, JUN	26-Jun-2007	2032		
Sibulan A	Sibulan	Sta Cruz	Davao del Sur	Hedcor Sibulan, Inc.	LAIDAN, JUN	27-Jun-2010	2035		
Sibulan A	Sibulan	Sta Cruz	Davao del Sur	Hedcor Sibulan, Inc.	LAIDAN, ESONG	26-Jun-2007	2032		
Sibulan A	Sibulan	Sta Cruz	Davao del Sur	Hedcor Sibulan, Inc.	LAIDAN, ESONG	26-Jun-2009	2034		
Sibulan A	Sibulan	Sta Cruz	Davao del Sur	Hedcor Sibulan, Inc.	ADON, CARLOS	26-Jun-2007	2032		
Sibulan A	Sibulan	Sta Cruz	Davao del Sur	Hedcor Sibulan, Inc.	LAIDAN, IVAN	26-Jun-2007	2032		
Sibulan A	Sibulan	Sta Cruz	Davao del Sur	Hedcor Sibulan, Inc.	LAIDAN, IVAN	27-Jun-2010	2035		
Sibulan A	Sibulan	Sta Cruz	Davao del Sur	Hedcor Sibulan, Inc.	ANDAY, LITO &/OR ANDAY, EMMA	26-Jun-2007	2032		
Sibulan A	Sibulan	Sta Cruz	Davao del Sur	Hedcor Sibulan, Inc.	ANGGALAN, ALDRIN	26-Jun-2007	2032		
Sibulan A	Sibulan	Sta Cruz	Davao del Sur	Hedcor Sibulan, Inc.	ANGGALAN, ALDRIN	27-Jun-2010	2035		
Sibulan A	Sibulan	Sta Cruz	Davao del Sur	Hedcor Sibulan, Inc.	PINEDA, MARIO	26-Jun-2007	2032		
Sibulan A	Sibulan	Sta Cruz	Davao del Sur	Hedcor Sibulan, Inc.	ANGGALAN, JOAQUIN	26-Jun-2007	2032		
Sibulan A	Sibulan	Sta Cruz	Davao del Sur	Hedcor Sibulan, Inc.	ANGGALAN, JOAQUIN	27-Jun-2010	2035		
Sibulan A	Sibulan	Sta Cruz	Davao del Sur	Hedcor Sibulan, Inc.	PANDIA, ARLIN	26-Jun-2007	2032		
Sibulan A	Sibulan	Sta Cruz	Davao del Sur	Hedcor Sibulan, Inc.	ABE, IBULOY	26-Jun-2007	2032		
Sibulan A	Sibulan	Sta Cruz	Davao del Sur	Hedcor Sibulan, Inc.	ABE, IBULOY	27-Jun-2010	2035		
Sibulan A	Sibulan	Sta Cruz	Davao del Sur	Hedcor Sibulan, Inc.	ANTALA, RICARDO	26-Jun-2007	2032		
Sibulan A	Sibulan	Sta Cruz	Davao del Sur	Hedcor Sibulan, Inc.	AYAP, ROMEO	26-Jun-2007	2032		
Sibulan A	Sibulan	Sta Cruz	Davao del Sur	Hedcor Sibulan, Inc.	AYAP, ROMEO	27-Jun-2010	2035		
Sibulan A	Sibulan	Sta Cruz	Davao del Sur	Hedcor Sibulan, Inc.	REDONDO, NENETTE	26-Jun-2007	2032		
Sibulan A	Sibulan	Sta Cruz	Davao del Sur	Hedcor Sibulan, Inc.	ORTIZ, ERNESTO	27-Jun-2010	2035		
Sibulan A	Sibulan	Sta Cruz	Davao del Sur	Hedcor Sibulan, Inc.	ORTIZ, OSCAR, JR	26-Jun-2007	2032		
Sibulan A	Sibulan	Sta Cruz	Davao del Sur	Hedcor Sibulan, Inc.	ORTIZ, OSCAR, JR	27-Jun-2010	2035		
Sibulan A	Sibulan	Sta Cruz	Davao del Sur	Hedcor Sibulan, Inc.	ORTIZ, FERDINAND	26-Jun-2007	2032		
Sibulan A	Sibulan	Sta Cruz	Davao del Sur	Hedcor Sibulan, Inc.	LANZO, EVELYN	26-Jun-2007	2032		
Sibulan A	Sibulan	Sta Cruz	Davao del Sur	Hedcor Sibulan, Inc.	LANZO, EVELYN	27-Jun-2010	2035		
Sibulan A	Sibulan	Sta Cruz	Davao del Sur	Hedcor Sibulan, Inc.	ODA, OWENBRE	26-Jun-2007	2032		
Sibulan A	Sibulan	Sta Cruz	Davao del Sur	Hedcor Sibulan, Inc.	ODA, OWENBRE	26-Dec-2009	2034		
Sibulan A	Sibulan	Sta Cruz	Davao del Sur	Hedcor Sibulan, Inc.	CULELE, DIRON	26-Jun-2007	2032		
Sibulan A	Sibulan	Sta Cruz	Davao del Sur	Hedcor Sibulan, Inc.	DIAZON, GASPAS	26-Jun-2007	2032		
Sibulan A	Sibulan	Sta Cruz	Davao del Sur	Hedcor Sibulan, Inc.	DIAZON, GASPAS	26-Dec-2009	2034		
Sibulan A	Sibulan	Sta Cruz	Davao del Sur	Hedcor Sibulan, Inc.	ABE, EDAMAN	26-Jun-2007	2032		
Sibulan A	Sibulan	Sta Cruz	Davao del Sur	Hedcor Sibulan, Inc.	ABE, ENTAYA	26-Jun-2007	2032		
Sibulan A	Sibulan	Sta Cruz	Davao del Sur	Hedcor Sibulan, Inc.	ESTILETA	26-Jun-2007	2032		
Sibulan A	Sibulan	Sta Cruz	Davao del Sur	Hedcor Sibulan, Inc.	ESTILETA	27-Dec-2009	2034		
Sibulan A	Sibulan	Sta Cruz	Davao del Sur	Hedcor Sibulan, Inc.	UNTO, PADUDO	22-Aug-2007	2032		
Sibulan A	Sibulan	Sta Cruz	Davao del Sur	Hedcor Sibulan, Inc.	ONDONG, HELEN &/OR ONDONG, JUNIE	26-Jun-2007	2032		
Sibulan A	Sibulan	Sta Cruz	Davao del Sur	Hedcor Sibulan, Inc.	ONDONG, HELEN &/OR ONDONG, JUNIE	27-Dec-2009	2034		
Sibulan A	Sibulan	Sta Cruz	Davao del Sur	Hedcor Sibulan, Inc.	BOYAAN, TERESA	26-Jun-2007	2032		
Sibulan A	Sibulan	Sta Cruz	Davao del Sur	Hedcor Sibulan, Inc.	BOYAAN, TERESA	26-Jun-2009	2034		

Sibulan A	Sibulan	Sta Cruz	Davao del Sur	Hedcor Sibulan, Inc.	AYOG, MELODY &/OR APOLINARIO	22-Aug-2007	2032		
Sibulan A	Sibulan	Sta Cruz	Davao del Sur	Hedcor Sibulan, Inc.	NIXON ABE and/or NESSIE ABE	26-Jun-2007	2032		
Sibulan A	Sibulan	Sta Cruz	Davao del Sur	Hedcor Sibulan, Inc.	AYAP, ROMEO	26-Jun-2007	2032		
Sibulan A	Sibulan	Sta Cruz	Davao del Sur	Hedcor Sibulan, Inc.	PUROC, UDIMAY	26-Jun-2007	2032		
Sibulan A	Sibulan	Sta Cruz	Davao del Sur	Hedcor Sibulan, Inc.	PUROC, ROMULO	26-Jun-2007	2032		
Sibulan A	Sibulan	Sta Cruz	Davao del Sur	Hedcor Sibulan, Inc.	PUROC, UDIMAY	26-Jun-2007	2032		
Sibulan A	Sibulan	Sta Cruz	Davao del Sur	Hedcor Sibulan, Inc.	PUROC, UDIMAY	26-Jun-2007	2032		
Sibulan A	Sibulan	Sta Cruz	Davao del Sur	Hedcor Sibulan, Inc.	PUROC, ODIMAY (AREA 2)	26-Jun-2007	2032		
Sibulan A	Sibulan	Sta Cruz	Davao del Sur	Hedcor Sibulan, Inc.	PUROC, UDIMAY	26-Jun-2007	2032		
Sibulan A	Sibulan	Sta Cruz	Davao del Sur	Hedcor Sibulan, Inc.	BONTIA, ALFONSO	1-Nov-2009	2034		
Sibulan A	Sibulan	Sta Cruz	Davao del Sur	Hedcor Sibulan, Inc.	REZANO, ANTONIO	1-Nov-2009	2034		
Sibulan A	Sibulan	Sta Cruz	Davao del Sur	Hedcor Sibulan, Inc.	ADON, AVELINO &/OR ADON, ESYLN	1-Nov-2009	2034		
Sibulan A	Sibulan	Sta Cruz	Davao del Sur	Hedcor Sibulan, Inc.	PANDYO, RUDY	1-Nov-2009	2034		
Sibulan A	Sibulan	Sta Cruz	Davao del Sur	Hedcor Sibulan, Inc.	ARTURO AGUAN	1-Nov-2009	2034		
Sibulan A	Sibulan	Sta Cruz	Davao del Sur	Hedcor Sibulan, Inc.	AYOG, AMALIA &/OR AYOG, NANCY	1-Nov-2009	2034		
Sibulan A	Sibulan	Sta Cruz	Davao del Sur	Hedcor Sibulan, Inc.	ANDAL, JON	1-Nov-2009	2034		
Sibulan A	Sibulan	Sta Cruz	Davao del Sur	Hedcor Sibulan, Inc.	ABE, ENTAYA &/OR ABE, PRESCILA	1-Nov-2009	2034		
Sibulan A	Sibulan	Sta Cruz	Davao del Sur	Hedcor Sibulan, Inc.	CULELE, DIRON	1-Nov-2009	2034		
Sibulan A	Sibulan	Sta Cruz	Davao del Sur	Hedcor Sibulan, Inc.	CULELE, BOLUYAN	1-Nov-2009	2034		
Sibulan A	Sibulan	Sta Cruz	Davao del Sur	Hedcor Sibulan, Inc.	ALID, LINDA &/OR IDONG, JULIETA	26-Jun-2007	2032		
Sibulan A	Sibulan	Sta Cruz	Davao del Sur	Hedcor Sibulan, Inc.	COLELE, ELSIE &/OR COLELE, JOEL	26-Dec-2009	2034		
Sibulan A	Sibulan	Sta Cruz	Davao del Sur	Hedcor Sibulan, Inc.	ONAC, JUAN &/OR ONAC, REY	26-Jun-2007	2032		
Sibulan A	Sibulan	Sta Cruz	Davao del Sur	Hedcor Sibulan, Inc.	ONAC, ROBERTO &/OR ONAC, MONICA	26-Dec-2009	2034		
Sibulan A	Sibulan	Sta Cruz	Davao del Sur	Hedcor Sibulan, Inc.	ONAC, MELANIO &/OR ONAC, BOBBY	26-Dec-2009	2034		
Sibulan A	Sibulan	Sta Cruz	Davao del Sur	Hedcor Sibulan, Inc.	PRASNO, LIARTES	26-Dec-2009	2034		
Sibulan A	Sibulan	Sta Cruz	Davao del Sur	Hedcor Sibulan, Inc.	AMAD, ALEX &/OR AMAD, ALBERT	26-Dec-2009	2034		
Sibulan A	Sibulan	Sta Cruz	Davao del Sur	Hedcor Sibulan, Inc.	ONAC, FRANCISCO OR ONAC, JAPELANIE	26-Jun-2007	2032		
Sibulan A	Sibulan	Sta Cruz	Davao del Sur	Hedcor Sibulan, Inc.	AQUIL, FERMIN &/OR AQUIL, CHELY	26-Jun-2007	2032		
Sibulan A	Sibulan	Sta Cruz	Davao del Sur	Hedcor Sibulan, Inc.	GILBERT	26-Jun-2007	2032		
Sibulan A	Sibulan	Sta Cruz	Davao del Sur	Hedcor Sibulan, Inc.	LANDAS, BERINA &/or ONAC, BERTING	26-Jun-2007	2032		
Sibulan A	Sibulan	Sta Cruz	Davao del Sur	Hedcor Sibulan, Inc.	ANGGA, RAMIL	26-Jun-2007	2032		
Sibulan A	Sibulan	Sta Cruz	Davao del Sur	Hedcor Sibulan, Inc.	ANGGA, RAMIL OR ANGGA, JACKIE LOU	26-Jun-2007	2032		
Sibulan A	Sibulan	Sta Cruz	Davao del Sur	Hedcor Sibulan, Inc.	ONAC, JULIE &/OR ONAC, RUBYON	26-Jun-2007	2032		
Sibulan A	Sibulan	Sta Cruz	Davao del Sur	Hedcor Sibulan, Inc.	ONAC, JOMER &/OR ONAC, RUBYON	26-Jun-2007	2032		
Sibulan A	Sibulan	Sta Cruz	Davao del Sur	Hedcor Sibulan, Inc.	ONAC, FELIPE &/OR ONAC, MARIA	26-Jun-2007	2032		
Sibulan A	Sibulan	Sta Cruz	Davao del Sur	Hedcor Sibulan, Inc.	ELI, ROSANA &/OR ELI, MARWEL	26-Jun-2007	2032		
Sibulan A	Sibulan	Sta Cruz	Davao del Sur	Hedcor Sibulan, Inc.	AYO, SOFIA &/OR AYO, NARCISO	26-Jun-2007	2032		
Sibulan A	Sibulan	Sta Cruz	Davao del Sur	Hedcor Sibulan, Inc.	PANDIA, LAZARO OR PANDIA, JECIRY	26-Jun-2007	2032		
Sibulan A	Sibulan	Sta Cruz	Davao del Sur	Hedcor Sibulan, Inc.	PANDIA, LAZARO OR PANDIA, JECIRY	26-Dec-2012	2037		
Sibulan A	Sibulan	Sta Cruz	Davao del Sur	Hedcor Sibulan, Inc.	ROLANDO PUROC	6-Nov-2012	2037		
Sibulan A	Sibulan	Sta Cruz	Davao del Sur	Hedcor Sibulan, Inc.	RANDY DELOS REYES	6-Nov-2012	2037		
Sibulan A	Sibulan	Sta Cruz	Davao del Sur	Hedcor Sibulan, Inc.	EDGAR EQU	6-Nov-2012	2037		
Sibulan A	Sibulan	Sta Cruz	Davao del Sur	Hedcor Sibulan, Inc.	LANIE LYN DELOS REYES	6-Nov-2012	2037		
Sibulan A	Sibulan	Sta Cruz	Davao del Sur	Hedcor Sibulan, Inc.	ABRIN ABE	6-Nov-2012	2037		
Sibulan A	Sibulan	Sta Cruz	Davao del Sur	Hedcor Sibulan, Inc.	ATTARA, ABDUL O.	26-Dec-2012	2037		
Sibulan A	Sibulan	Sta Cruz	Davao del Sur	Hedcor Sibulan, Inc.	ATTARA, ERNESTO O.	26-Dec-2012	2037		
Sibulan A	Sibulan	Sta Cruz	Davao del Sur	Hedcor Sibulan, Inc.	ATTARA, RASID O.	26-Dec-2012	2037		

Sibulan A	Sibulan	Sta Cruz	Davao del Sur	Hedcor Sibulan, Inc.	ANGA, CHITO	26-Jun-2007	2032		
Sibulan A	Sibulan	Sta Cruz	Davao del Sur	Hedcor Sibulan, Inc.	EKLING, ALDREN &/OR EKLING, ESAYAN	26-Jun-2007	2032		
Sibulan A	Sibulan	Sta Cruz	Davao del Sur	Hedcor Sibulan, Inc.	BONTUYAN, MARY C.	26-Jun-2007	2032		
Sibulan A	Sibulan	Sta Cruz	Davao del Sur	Hedcor Sibulan, Inc.	ANGGA, RONALD	26-Jun-2007	2032		
Sibulan A	Sibulan	Sta Cruz	Davao del Sur	Hedcor Sibulan, Inc.	ATOS, JULIE JOY OR GOMIA, CELSO	26-Jun-2007	2032		
Sibulan A	Sibulan	Sta Cruz	Davao del Sur	Hedcor Sibulan, Inc.	AMIAG, ANTONIO	26-Jun-2007	2032		
Sibulan A	Sibulan	Sta Cruz	Davao del Sur	Hedcor Sibulan, Inc.	IDONG, MATEAS	26-Jun-2007	2032		
Sibulan A	Sibulan	Sta Cruz	Davao del Sur	Hedcor Sibulan, Inc.	ELENA	26-Jun-2007	2032		
Sibulan A	Sibulan	Sta Cruz	Davao del Sur	Hedcor Sibulan, Inc.	AMIAG, WILLIE	26-Jun-2007	2032		
Sibulan A	Sibulan	Sta Cruz	Davao del Sur	Hedcor Sibulan, Inc.	EDONG, ROBERTO OR AMIAG, EDITHA	26-Jun-2007	2032		
Sibulan A	Sibulan	Sta Cruz	Davao del Sur	Hedcor Sibulan, Inc.	BONTIA, ALFONSO &/OR BONTIA, EMMA	26-Jun-2007	2032		
Sibulan A	Sibulan	Sta Cruz	Davao del Sur	Hedcor Sibulan, Inc.	BONTIA, ALFONSO &/OR BONTIA, EMMA	26-Dec-2009	2034		
Sibulan A	Sibulan	Sta Cruz	Davao del Sur	Hedcor Sibulan, Inc.	BONTIA, ALFONSO &/OR BONTIA, EMMA	25-Dec-2009	2034		
Sibulan A	Sibulan	Sta Cruz	Davao del Sur	Hedcor Sibulan, Inc.	ADON, AVELINO &/OR ADON, ERWIN	26-Jun-2007	2032		
Sibulan A	Tibolo	Sta Cruz	Davao del Sur	Hedcor Sibulan, Inc.	BONTIA, ALFONSO	1-Jun-2008	2033		
Sibulan A	Sibulan	Sta Cruz	Davao del Sur	Hedcor Sibulan, Inc.	REZANO, ANTONIO	1-Jun-2008	2033		
Sibulan A	Sibulan	Sta Cruz	Davao del Sur	Hedcor Sibulan, Inc.	BARO, MAGDALENA OR BARO, JHEB	2-Feb-2011	2036		
Sibulan A	Sibulan	Sta Cruz	Davao del Sur	Hedcor Sibulan, Inc.	ANTONIO REZANO	15-Feb-2014	2064		
Sibulan B	Sibulan	Sta Cruz	Davao del Sur	Hedcor Sibulan, Inc.	ATTOS, LITO	26-Jun-2007	2032		
Sibulan B	Sibulan	Sta Cruz	Davao del Sur	Hedcor Sibulan, Inc.	AWE, BENITA	26-Jun-2007	2032		
Sibulan B	Sibulan	Sta Cruz	Davao del Sur	Hedcor Sibulan, Inc.	AWE, BENITA	27-Jun-2010	2035		
Sibulan B	Sibulan	Sta Cruz	Davao del Sur	Hedcor Sibulan, Inc.	RELON, ELMA OR RELON, DIOSCORO	26-Jun-2007	2032		
Sibulan B	Sibulan	Sta Cruz	Davao del Sur	Hedcor Sibulan, Inc.	MARCOS ANGGA	26-Jun-2007	2032		
Sibulan B	Sibulan	Sta Cruz	Davao del Sur	Hedcor Sibulan, Inc.	ANG, CARPIO	26-Jun-2007	2032		
Sibulan B	Sibulan	Sta Cruz	Davao del Sur	Hedcor Sibulan, Inc.	AYOG, ROSETA	26-Jun-2007	2032		
Sibulan B	Sibulan	Sta Cruz	Davao del Sur	Hedcor Sibulan, Inc.	ABONG, PACITA OR ABONG, NELBIN	26-Jun-2007	2032		
Sibulan B	Sibulan	Sta Cruz	Davao del Sur	Hedcor Sibulan, Inc.	RONALD	26-Jun-2007	2032		
Sibulan B	Sibulan	Sta Cruz	Davao del Sur	Hedcor Sibulan, Inc.	RONALD	27-Jun-2010	2035		
Sibulan B	Sibulan	Sta Cruz	Davao del Sur	Hedcor Sibulan, Inc.	ENTAL, TIRSO	26-Jun-2007	2032		
Sibulan B	Sibulan	Sta Cruz	Davao del Sur	Hedcor Sibulan, Inc.	ENTAL, TIRSO	27-Jun-2010	2035		
Sibulan B	Sibulan	Sta Cruz	Davao del Sur	Hedcor Sibulan, Inc.	AURELIA	26-Jun-2007	2032		
Sibulan B	Sibulan	Sta Cruz	Davao del Sur	Hedcor Sibulan, Inc.	Awe, Emma Linda OR ENTAL, JIMMY	26-Jun-2007	2032		
Sibulan B	Sibulan	Sta Cruz	Davao del Sur	Hedcor Sibulan, Inc.	INTAL, NORMAN OR ENTAL, JIMMY	27-Jun-2010	2035		
Sibulan B	Sibulan	Sta Cruz	Davao del Sur	Hedcor Sibulan, Inc.	CALAYON, RUDY	26-Jun-2007	2032		
Sibulan B	Sibulan	Sta Cruz	Davao del Sur	Hedcor Sibulan, Inc.	BURAC, ANANIAS	26-Jun-2007	2032		
Sibulan B	Sibulan	Sta Cruz	Davao del Sur	Hedcor Sibulan, Inc.	BURAC, ANANIAS	27-Jun-2010	2035		
Sibulan B	Sibulan	Sta Cruz	Davao del Sur	Hedcor Sibulan, Inc.	BULOD, ENDENG OR BULOD, ARVIN	26-Jun-2007	2032		
Sibulan B	Sibulan	Sta Cruz	Davao del Sur	Hedcor Sibulan, Inc.	BULOD, ENDENG OR BULOD, ARVIN	27-Jun-2010	2035		
Sibulan B	Sibulan	Sta Cruz	Davao del Sur	Hedcor Sibulan, Inc.	ANTIC, JOVENCIO	26-Jun-2007	2032		
Sibulan B	Sibulan	Sta Cruz	Davao del Sur	Hedcor Sibulan, Inc.	GABRILLO, ELIGIO	26-Jun-2007	2032		
Sibulan B	Sibulan	Sta Cruz	Davao del Sur	Hedcor Sibulan, Inc.	GABRILLO, ELIGIO	27-Jun-2010	2035		
Sibulan B	Sibulan	Sta Cruz	Davao del Sur	Hedcor Sibulan, Inc.	BERADOR, NENA	26-Jun-2007	2032		
Sibulan B	Sibulan	Sta Cruz	Davao del Sur	Hedcor Sibulan, Inc.	BERADOR, NENA	27-Jun-2007	2032		
Sibulan B	Sibulan	Sta Cruz	Davao del Sur	Hedcor Sibulan, Inc.	ODA, LUCIO &/OR ODA JUDDIE	26-Jun-2007	2032		
Sibulan B	Sibulan	Sta Cruz	Davao del Sur	Hedcor Sibulan, Inc.	TRAJANO, INOVIVA	26-Jun-2007	2032		
Sibulan B	Sibulan	Sta Cruz	Davao del Sur	Hedcor Sibulan, Inc.	ABE, OBESTA	26-Jun-2007	2032		
Sibulan B	Sibulan	Sta Cruz	Davao del Sur	Hedcor Sibulan, Inc.	ABE, OBESTA	27-Jun-2010	2035		

Sibulan B	Sibulan	Sta Cruz	Davao del Sur	Hedcor Sibulan, Inc.	ONTIC, LARRY	26-Jun-2007	2032		
Sibulan B	Sibulan	Sta Cruz	Davao del Sur	Hedcor Sibulan, Inc.	JOSUE	26-Jun-2007	2032		
Sibulan B	Sibulan	Sta Cruz	Davao del Sur	Hedcor Sibulan, Inc.	GELBOLINGO, GINA	26-Jun-2007	2032		
Sibulan B	Sibulan	Sta Cruz	Davao del Sur	Hedcor Sibulan, Inc.	ATTARA, AMED	26-Jun-2007	2032		
Sibulan B	Sibulan	Sta Cruz	Davao del Sur	Hedcor Sibulan, Inc.	AMBE, BEATRES	26-Jun-2007	2032		
Sibulan B	Sibulan	Sta Cruz	Davao del Sur	Hedcor Sibulan, Inc.	AMBE, BEATRES	27-Jun-2010	2035		
Sibulan B	Sibulan	Sta Cruz	Davao del Sur	Hedcor Sibulan, Inc.	ANG, RODERICK	26-Jun-2007	2032		
Sibulan B	Sibulan	Sta Cruz	Davao del Sur	Hedcor Sibulan, Inc.	AWE, LUZ	26-Jun-2007	2032		
Sibulan B	Sibulan	Sta Cruz	Davao del Sur	Hedcor Sibulan, Inc.	TUNGCALING, DALISAY	26-Jun-2007	2032		
Sibulan B	Sibulan	Sta Cruz	Davao del Sur	Hedcor Sibulan, Inc.	TUNGCALING, DALISAY	27-Jun-2010	2035		
Sibulan B	Sibulan	Sta Cruz	Davao del Sur	Hedcor Sibulan, Inc.	GACAL, CONCHITA	26-Jun-2007	2032		
Sibulan B	Sibulan	Sta Cruz	Davao del Sur	Hedcor Sibulan, Inc.	TUNGCALING, NORMA	26-Jun-2007	2032		
Sibulan B	Sibulan	Sta Cruz	Davao del Sur	Hedcor Sibulan, Inc.	ELACION, DELIA	10-Jul-2008	2033		
Sibulan B	Sibulan	Sta Cruz	Davao del Sur	Hedcor Sibulan, Inc.	CAYOG, MINDA	26-Jun-2007	2032		
Sibulan B	Sibulan	Sta Cruz	Davao del Sur	Hedcor Sibulan, Inc.	Boyanon Angod	26-Jun-2007	2032		
Sibulan B	Sibulan	Sta Cruz	Davao del Sur	Hedcor Sibulan, Inc.	ANGGA, REGINA	27-Jun-2010	2035		
Sibulan B	Sibulan	Sta Cruz	Davao del Sur	Hedcor Sibulan, Inc.	CALAYON, MARINO	26-Jun-2007	2032		
Sibulan B	Sibulan	Sta Cruz	Davao del Sur	Hedcor Sibulan, Inc.	AWAG, ELENO OR AWAG, LEONCIO	26-Jun-2007	2032		
Sibulan B	Sibulan	Sta Cruz	Davao del Sur	Hedcor Sibulan, Inc.	ANG, JOSE CALAYON	26-Jun-2007	2032		
Sibulan B	Sibulan	Sta Cruz	Davao del Sur	Hedcor Sibulan, Inc.	TUNGCALING, ROBERTO	26-Jun-2007	2032		
Sibulan B	Sibulan	Sta Cruz	Davao del Sur	Hedcor Sibulan, Inc.	CONCEPCION RONALD	26-Jun-2007	2032		
Sibulan B	Sibulan	Sta Cruz	Davao del Sur	Hedcor Sibulan, Inc.	CONCEPCION RONALD	27-Jun-2010	2035		
Sibulan B	Sibulan	Sta Cruz	Davao del Sur	Hedcor Sibulan, Inc.	Adeling Tungcaling	26-Jun-2007	2032		
Sibulan B	Sibulan	Sta Cruz	Davao del Sur	Hedcor Sibulan, Inc.	Dado Apal	26-Jun-2007	2032		
Sibulan B	Sibulan	Sta Cruz	Davao del Sur	Hedcor Sibulan, Inc.	Chin Hoc Ang or Ricardo Ang	26-Jun-2007	2032		
Sibulan B	Sibulan	Sta Cruz	Davao del Sur	Hedcor Sibulan, Inc.	ANG, RICARDO	27-Jun-2010	2035		
Sibulan B	Sibulan	Sta Cruz	Davao del Sur	Hedcor Sibulan, Inc.	ANG, EVELYN CALAYON	26-Jun-2007	2032		
Sibulan B	Sibulan	Sta Cruz	Davao del Sur	Hedcor Sibulan, Inc.	ANG, EVELYN CALAYON	27-Jun-2010	2035		
Sibulan B	Sibulan	Sta Cruz	Davao del Sur	Hedcor Sibulan, Inc.	ANG, LYDIA	26-Jun-2007	2032		
Sibulan B	Sibulan	Sta Cruz	Davao del Sur	Hedcor Sibulan, Inc.	PERSIS	10-Jul-2008	2033		
Sibulan B	Sibulan	Sta Cruz	Davao del Sur	Hedcor Sibulan, Inc.	PERSIS	26-Jun-2010	2035		
Sibulan B	Sibulan	Sta Cruz	Davao del Sur	Hedcor Sibulan, Inc.	ONDAYO, ABDULA JR.	26-Jun-2007	2032		
Sibulan B	Sibulan	Sta Cruz	Davao del Sur	Hedcor Sibulan, Inc.	ROBERTO B.	26-Jan-2010	2035		
Sibulan B	Sibulan	Sta Cruz	Davao del Sur	Hedcor Sibulan, Inc.	NACARIO, LUZABEL	26-Jun-2007	2032		
Sibulan B	Sibulan	Sta Cruz	Davao del Sur	Hedcor Sibulan, Inc.	FIEL, BETTY	26-Jun-2007	2032		
Sibulan B	Sibulan	Sta Cruz	Davao del Sur	Hedcor Sibulan, Inc.	BARANGAY SIBULAN	10-Jul-2008	2033		
Sibulan B	Sibulan	Sta Cruz	Davao del Sur	Hedcor Sibulan, Inc.	LAO, EMMA	26-Jun-2007	2032		
Sibulan B	Sibulan	Sta Cruz	Davao del Sur	Hedcor Sibulan, Inc.	LAO, EMMA	27-Jun-2010	2035		
Sibulan B	Sibulan	Sta Cruz	Davao del Sur	Hedcor Sibulan, Inc.	APAL, ALFREDO	26-Jun-2007	2032		
Sibulan B	Sibulan	Sta Cruz	Davao del Sur	Hedcor Sibulan, Inc.	APAL, ALFREDO	27-Jun-2010	2035		
Sibulan B	Sibulan	Sta Cruz	Davao del Sur	Hedcor Sibulan, Inc.	APAL, ARNOLD	26-Jun-2007	2032		
Sibulan B	Sibulan	Sta Cruz	Davao del Sur	Hedcor Sibulan, Inc.	MINDA	26-Jun-2007	2032		
Sibulan B	Sibulan	Sta Cruz	Davao del Sur	Hedcor Sibulan, Inc.	SPS. AUSON, GAUDIOSO OR HAIDE	26-Jun-2007	2032		
Sibulan B	Sibulan	Sta Cruz	Davao del Sur	Hedcor Sibulan, Inc.	RAGRAGIO, JUAN GREGORIO M.	26-Dec-2014	2032.5		
Sibulan B	Darong	Sta Cruz	Davao del Sur	Hedcor Sibulan, Inc.	COOPERATIVE	26-Jun-2007	2032		
Sibulan B	Darong	Sta Cruz	Davao del Sur	Hedcor Sibulan, Inc.	DEVELOPMENT CORPORATION	24-Aug-2007	2032		
Sibulan B	Darong	Sta Cruz	Davao del Sur	Hedcor Sibulan, Inc.	ROSQUITA, AMANCIO	26-Jun-2007	2032		

Sibulan B	Darong	Sta Cruz	Davao del Sur	Hedcor Sibulan, Inc.	ROSQUITA, AMANCIO	26-Jun-2010	2035		
Sibulan B	Darong	Sta Cruz	Davao del Sur	Hedcor Sibulan, Inc.	ARIZOLA, LUCRECIO A.	26-Jun-2007	2032		
Sibulan B	Darong	Sta Cruz	Davao del Sur	Hedcor Sibulan, Inc.	ARIZOLA, LUCRECIO A.	26-Jun-2010	2035		
Sibulan B	Darong	Sta Cruz	Davao del Sur	Hedcor Sibulan, Inc.	CONNIE	27-Jun-2010	2035		
Sibulan B	Darong	Sta Cruz	Davao del Sur	Hedcor Sibulan, Inc.	MATON, PAULINO	26-Jun-2007	2032		
Sibulan B	Darong	Sta Cruz	Davao del Sur	Hedcor Sibulan, Inc.	MATON, PAULINO	27-Jun-2010	2035		
Sibulan B	Sibulan	Sta Cruz	Davao del Sur	Hedcor Sibulan, Inc.	RELON, ELMA OR RELON, DIOSCORO	26-Jun-2007	2032		
Sibulan B	Sibulan	Sta Cruz	Davao del Sur	Hedcor Sibulan, Inc.	ANG, CARPIO	26-Jun-2007	2032		
Sibulan B	Sibulan	Sta Cruz	Davao del Sur	Hedcor Sibulan, Inc.	AWE, ALFONDE	26-Jun-2007	2032		
Sibulan B	Sibulan	Sta Cruz	Davao del Sur	Hedcor Sibulan, Inc.	ANTIC, JOVENCIO	26-Jun-2007	2032		
Sibulan B	Sibulan	Sta Cruz	Davao del Sur	Hedcor Sibulan, Inc.	ANTIC, JOVENCIO	27-Jun-2010	2035		
Sibulan B	Sibulan	Sta Cruz	Davao del Sur	Hedcor Sibulan, Inc.	Eligio Gabrillo	26-Jun-2007	2032		
Sibulan B	Sibulan	Sta Cruz	Davao del Sur	Hedcor Sibulan, Inc.	ELACION, LOURDES OR ELACION, ALDWIN	26-Jun-2007	2032		
Sibulan B	Sibulan	Sta Cruz	Davao del Sur	Hedcor Sibulan, Inc.	BERADOR, NENA	27-Jun-2010	2035		
Sibulan B	Sibulan	Sta Cruz	Davao del Sur	Hedcor Sibulan, Inc.	ODA, LUCIO &/OR ODA JUDDIE	26-Jun-2007	2032		
Sibulan B	Sibulan	Sta Cruz	Davao del Sur	Hedcor Sibulan, Inc.	ODA, LUCIO &/OR ODA JUDDIE	27-Jun-2010	2035		
Sibulan B	Sibulan	Sta Cruz	Davao del Sur	Hedcor Sibulan, Inc.	ANGGA, EULALIO	26-Jun-2007	2032		
Sibulan B	Sibulan	Sta Cruz	Davao del Sur	Hedcor Sibulan, Inc.	TRAJANO, INOVIVA	26-Jun-2007	2032		
Sibulan B	Sibulan	Sta Cruz	Davao del Sur	Hedcor Sibulan, Inc.	PUROC, LIAWAN	26-Jun-2007	2032		
Sibulan B	Sibulan	Sta Cruz	Davao del Sur	Hedcor Sibulan, Inc.	PUROC, LIAWAN	26-Jun-2007	2032		
Sibulan B	Sibulan	Sta Cruz	Davao del Sur	Hedcor Sibulan, Inc.	PUROC, LIAWAN	26-Jun-2007	2032		
Sibulan B	Sibulan	Sta Cruz	Davao del Sur	Hedcor Sibulan, Inc.	PUROC, ARIEL	27-Jun-2010	2035		
Sibulan B	Sibulan	Sta Cruz	Davao del Sur	Hedcor Sibulan, Inc.	ANDIAN, ALBEN	28-Jun-2007	2032		
Sibulan B	Sibulan	Sta Cruz	Davao del Sur	Hedcor Sibulan, Inc.	CONCHITA ANDIAN	25-Dec-2007	2032		
Sibulan B	Sibulan	Sta Cruz	Davao del Sur	Hedcor Sibulan, Inc.	CONCHITA ANDIAN	27-Jun-2010	2035		
Sibulan B	Sibulan	Sta Cruz	Davao del Sur	Hedcor Sibulan, Inc.	ANTIC, JOVENCIO	26-Jun-2007	2032		
Sibulan B	Sibulan	Sta Cruz	Davao del Sur	Hedcor Sibulan, Inc.	ANTE, IRENEO	26-Jun-2007	2032		
Sibulan B	Sibulan	Sta Cruz	Davao del Sur	Hedcor Sibulan, Inc.	ANTIC, TAMASIO	26-Jun-2007	2032		
Sibulan B	Sibulan	Sta Cruz	Davao del Sur	Hedcor Sibulan, Inc.	ANTE, MARTA OR ANGA, RENE	26-Jun-2009	2034		
Sibulan B	Sibulan	Sta Cruz	Davao del Sur	Hedcor Sibulan, Inc.	ATOS, MODECIO OR ATOS, JULIE JOY	26-Jun-2009	2034		
Sibulan B	Sibulan	Sta Cruz	Davao del Sur	Hedcor Sibulan, Inc.	ATTOS, LITO OR ATTOS, ALFIE	26-Jun-2007	2032		
Sibulan B	Sibulan	Sta Cruz	Davao del Sur	Hedcor Sibulan, Inc.	ANGGA, REGINA	26-Jun-2010	2035		
Sibulan B	Sibulan	Sta Cruz	Davao del Sur	Hedcor Sibulan, Inc.	CAYOG, MINDA	26-Jun-2010	2035		
Sibulan B	Sibulan	Sta Cruz	Davao del Sur	Hedcor Sibulan, Inc.	BAYLOSIS, NELLY	26-Jun-2010	2035		
Sibulan B	Sibulan	Sta Cruz	Davao del Sur	Hedcor Sibulan, Inc.	INTAL, NORMAN OR ENTAL, JIMMY	26-Jun-2010	2035		
Sibulan B	Sibulan	Sta Cruz	Davao del Sur	Hedcor Sibulan, Inc.	TUNGCALING, DALISAY	26-Jun-2010	2035		
Sibulan B	Sibulan	Sta Cruz	Davao del Sur	Hedcor Sibulan, Inc.	ANG, LETECIA C.	26-Jun-2010	2035		
Sibulan B	Sibulan	Sta Cruz	Davao del Sur	Hedcor Sibulan, Inc.	APAL, ELIZA OR APAL, ANNIE	26-Jun-2010	2035		
Sibulan B	Sibulan	Sta Cruz	Davao del Sur	Hedcor Sibulan, Inc.	CANTULAN, JUVY	26-Jun-2007	2032		
Sibulan B	Sibulan	Sta Cruz	Davao del Sur	Hedcor Sibulan, Inc.	CONCEPCION RONALD	1-Jan-2014	2064		
Sibulan B	Sibulan	Sta Cruz	Davao del Sur	Hedcor Sibulan, Inc.	LETECIA CONCEPCION	1-Jan-2014	2064		
Sibulan B	Sibulan	Sta Cruz	Davao del Sur	Hedcor Sibulan, Inc.	LETECIA CONCEPCION	1-Jan-2014	2064		
Sibulan B	Sibulan	Sta Cruz	Davao del Sur	Hedcor Sibulan, Inc.	LETECIA CONCEPCION	1-Jan-2014	2064		
Sibulan B	Sibulan	Sta Cruz	Davao del Sur	Hedcor Sibulan, Inc.	HISO, AMELITA	1-Jan-2014	2064		
Sibulan B			Davao del Sur	Hedcor Sibulan, Inc.	ATOS, MODECIO	14-Oct-2016	2066		
Sibulan B	Sibulan	Sta Cruz	Davao del Sur	Hedcor Sibulan, Inc.	ROSQUITA, AMANCIO	1-Nov-2009	2034		
Sibulan B	Sibulan	Sta Cruz	Davao del Sur	Hedcor Sibulan, Inc.	KINTANAR, SERGIO	1-Nov-2009	2034		

Sibulan B	Sibulan	Sta Cruz	Davao del Sur	Hedcor Sibulan, Inc.	APAL, EDO	1-Nov-2009	2034		
Sibulan B	Sibulan	Sta Cruz	Davao del Sur	Hedcor Sibulan, Inc.	CALAYON, RUDY	1-Nov-2009	2034		
Sibulan B	Sibulan	Sta Cruz	Davao del Sur	Hedcor Sibulan, Inc.	ABONG, PACITA &/OR ELACION, PINENA	1-Nov-2009	2034		
Sibulan B	Sibulan	Sta Cruz	Davao del Sur	Hedcor Sibulan, Inc.	AWE, LILIA	1-Nov-2009	2034		
Sibulan B	Sibulan	Sta Cruz	Davao del Sur	Hedcor Sibulan, Inc.	AWE, ALFONDE	1-Nov-2009	2034		
Sibulan B	Sibulan	Sta Cruz	Davao del Sur	Hedcor Sibulan, Inc.	DIOSCORO RELON OR RELON, ELMA	1-Nov-2009	2034		
Sibulan B	Sibulan	Sta Cruz	Davao del Sur	Hedcor Sibulan, Inc.	A.	1-Jun-2008	2033		
Sibulan B	Sibulan	Sta Cruz	Davao del Sur	Hedcor Sibulan, Inc.	ANTIC, TAMASIO	1-Jun-2008	2033		
Sibulan B	Sibulan	Sta Cruz	Davao del Sur	Hedcor Sibulan, Inc.	ANTIC, JOVENCIO	1-Jun-2008	2033		
Sibulan B	Sibulan	Sta Cruz	Davao del Sur	Hedcor Sibulan, Inc.	GARBILLO, ELIGIO	10-Jul-2008	2033		
Sibulan B	Sibulan	Sta Cruz	Davao del Sur	Hedcor Sibulan, Inc.	ALDWIN	1-Jun-2008	2033		
Sibulan B	Sibulan	Sta Cruz	Davao del Sur	Hedcor Sibulan, Inc.	TRAJANO, GENOVEVA	1-Jun-2009	2034		
Sibulan B	Sibulan	Sta Cruz	Davao del Sur	Hedcor Sibulan, Inc.	ODA, LUCIO	1-Jun-2008	2033		
Sibulan B	Sibulan	Sta Cruz	Davao del Sur	Hedcor Sibulan, Inc.	PUROC, ARIEL	1-Jun-2008	2033		
Sibulan B	Sibulan	Sta Cruz	Davao del Sur	Hedcor Sibulan, Inc.	ANGGA, EULALIO	1-Jun-2008	2033		
Sibulan B	Sibulan	Sta Cruz	Davao del Sur	Hedcor Sibulan, Inc.	CAWAYAN, QUIMPO	1-Jun-2008	2033		
Sibulan B	Sibulan	Sta Cruz	Davao del Sur	Hedcor Sibulan, Inc.	CAMANSA, JOHNSON	1-Jun-2008	2033		
Sibulan B	Sibulan	Sta Cruz	Davao del Sur	Hedcor Sibulan, Inc.	OCARANG, ALICIA	1-Jun-2008	2033		
Sibulan B	Sibulan	Sta Cruz	Davao del Sur	Hedcor Sibulan, Inc.	OCARANG, ZOILO	1-Jun-2008	2033		
Sibulan B	Sibulan	Sta Cruz	Davao del Sur	Hedcor Sibulan, Inc.	AGUS, REGOLO	1-Jun-2008	2033		
Sibulan B	Sibulan	Sta Cruz	Davao del Sur	Hedcor Sibulan, Inc.	RAINELDA	1-Jun-2009	2034		
Sibulan B	Sibulan	Sta Cruz	Davao del Sur	Hedcor Sibulan, Inc.	AWAG, ELENO OR AWAG, LEONCIO	1-Jun-2008	2033		
Sibulan B	Sibulan	Sta Cruz	Davao del Sur	Hedcor Sibulan, Inc.	BANDROY, JAMANE	1-Jun-2008	2033		
Sibulan B	Sibulan	Sta Cruz	Davao del Sur	Hedcor Sibulan, Inc.	CAMANSA, RUDY	1-Jun-2008	2033		
Sibulan B	Sibulan	Sta Cruz	Davao del Sur	Hedcor Sibulan, Inc.	CAWAYAN, CARTOSIE	1-Jun-2009	2034		
Sibulan B	Sibulan	Sta Cruz	Davao del Sur	Hedcor Sibulan, Inc.	CAWAYAN. LIZA	1-Jun-2008	2033		
Sibulan B	Sibulan	Sta Cruz	Davao del Sur	Hedcor Sibulan, Inc.	PAYAN,, REMEDIOS	1-Jun-2008	2033		
Sibulan B	Sibulan	Sta Cruz	Davao del Sur	Hedcor Sibulan, Inc.	ANG, CARPIO A.	1-Jun-2008	2033		
Sibulan B	Sibulan	Sta Cruz	Davao del Sur	Hedcor Sibulan, Inc.	AWE, ALFONDE A.	1-Jun-2008	2033		
Sibulan B	Sibulan	Sta Cruz	Davao del Sur	Hedcor Sibulan, Inc.	AYOG, RITA	1-Jun-2008	2033		
Sibulan B	Sibulan	Sta Cruz	Davao del Sur	Hedcor Sibulan, Inc.	AWE, LILIA B.	1-Jun-2008	2033		
Sibulan B	Sibulan	Sta Cruz	Davao del Sur	Hedcor Sibulan, Inc.	INTAL, NORMAN AND/OR ENTAL, JIMMY	1-Jun-2008	2033		
Sibulan B	Sibulan	Sta Cruz	Davao del Sur	Hedcor Sibulan, Inc.	APAL, EDO	1-Jun-2008	2033		
Sibulan B	Sibulan	Sta Cruz	Davao del Sur	Hedcor Sibulan, Inc.	ANG, LETECIA C.	1-Jun-2008	2033		
Sibulan B	Sibulan	Sta Cruz	Davao del Sur	Hedcor Sibulan, Inc.	ANG, LYDIA C.	1-Jun-2008	2033		
Sibulan B	Sibulan	Sta Cruz	Davao del Sur	Hedcor Sibulan, Inc.	ERICKSON, JOSIE KAY	1-Jun-2009	2034		
Sibulan B	Sibulan	Sta Cruz	Davao del Sur	Hedcor Sibulan, Inc.	APAL, HERBERT	1-Jun-2008	2033		
Sibulan B	Sibulan	Sta Cruz	Davao del Sur	Hedcor Sibulan, Inc.	NACARIO, LUZABEL	1-Jun-2008	2033		
Sibulan B	Sibulan	Sta Cruz	Davao del Sur	Hedcor Sibulan, Inc.	ONDAYO, ABDULA JR	1-Jun-2008	2033		
Sibulan B	Sibulan	Sta Cruz	Davao del Sur	Hedcor Sibulan, Inc.	APAL, EBAY AND/OR CANTULAN, JOVY	1-Jun-2008	2033		
Sibulan B	Sibulan	Sta Cruz	Davao del Sur	Hedcor Sibulan, Inc.	APAL, ALFREDO	1-Jun-2008	2033		
Sibulan B	Sibulan	Sta Cruz	Davao del Sur	Hedcor Sibulan, Inc.	ROSQUITA, AMANCIO	1-Jun-2008	2033		
Sibulan B	Darong	Sta Cruz	Davao del Sur	Hedcor Sibulan, Inc.	DEVELOPMENT CORPORATION	1-Jul-2009	2034		
Sibulan B	Darong	Sta Cruz	Davao del Sur	Hedcor Sibulan, Inc.	by: Noel Oboza	1-Jun-2008	2033		
Sibulan B	Darong	Sta Cruz	Davao del Sur	Hedcor Sibulan, Inc.	ESCARTIN, ELSA	1-Jun-2008	2033		
Sibulan B	Darong	Sta Cruz	Davao del Sur	Hedcor Sibulan, Inc.	ALFONSO, DELIA N.	1-Jun-2008	2033		
Sibulan B	Darong	Sta Cruz	Davao del Sur	Hedcor Sibulan, Inc.	BUSCAR, VICTORIA M.	1-Jun-2008	2033		

Sibulan B	Darong	Sta Cruz	Davao del Sur	Hedcor Sibulan, Inc.	ESGUERRA, GRACIA	1-Jun-2008	2033		
Sibulan B	Darong	Sta Cruz	Davao del Sur	Hedcor Sibulan, Inc.	ESCOBILLO, HERMENIA	1-Jun-2008	2033		
Sibulan B	Darong	Sta Cruz	Davao del Sur	Hedcor Sibulan, Inc.	TAWANTAWAN, RUTH	1-Jun-2009	2034		
Sibulan B	Darong	Sta Cruz	Davao del Sur	Hedcor Sibulan, Inc.	MENDOZA, MARIA JOSEFINA P.	1-Jun-2008	2033		
Sibulan B	Darong	Sta Cruz	Davao del Sur	Hedcor Sibulan, Inc.	Jose Manuel M. Pacheco	1-Jun-2008	2033		
Sibulan B	Darong	Sta Cruz	Davao del Sur	Hedcor Sibulan, Inc.	DELADA, SALINA S. OR BELTRAN, NENITA	1-Jun-2009	2034		
Sibulan B	Inawayan	Sta Cruz	Davao del Sur	Hedcor Sibulan, Inc.	MINTAL, RAQUEL	1-Jun-2009	2034		
Sibulan B	Inawayan	Sta Cruz	Davao del Sur	Hedcor Sibulan, Inc.	DARIA	1-Jun-2009	2034		
Sibulan B	Inawayan	Sta Cruz	Davao del Sur	Hedcor Sibulan, Inc.	DUGUIL, MARY GRACE C.	1-Jun-2009	2034		
Sibulan B	Inawayan	Sta Cruz	Davao del Sur	Hedcor Sibulan, Inc.	HALASAN, EUTIQUIO JR.	1-Jun-2009	2034		
Sibulan B	Inawayan	Sta Cruz	Davao del Sur	Hedcor Sibulan, Inc.	YAP, JOSE V.	1-Jun-2009	2034		
Sibulan B	Inawayan	Sta Cruz	Davao del Sur	Hedcor Sibulan, Inc.	YAP, RAYMUNDO	1-Jun-2009	2034		
Sibulan B	Inawayan	Sta Cruz	Davao del Sur	Hedcor Sibulan, Inc.	ALMENDRAS, ALEXIS	1-Jun-2009	2034		
Sibulan B	Inawayan	Sta Cruz	Davao del Sur	Hedcor Sibulan, Inc.	AMODIA, BIENVENIDO D.	1-Jun-2009	2034		
Sibulan B	Inawayan	Sta Cruz	Davao del Sur	Hedcor Sibulan, Inc.	Manos	1-Jun-2009	2034		
Sibulan B	Inawayan	Sta Cruz	Davao del Sur	Hedcor Sibulan, Inc.	BOLANIO, NEMESIA A.	1-Jun-2009	2034		
Sibulan B	Inawayan	Sta Cruz	Davao del Sur	Hedcor Sibulan, Inc.	DELGADO, EDUARDO S.	1-Jun-2009	2034		
Sibulan B	Inawayan	Sta Cruz	Davao del Sur	Hedcor Sibulan, Inc.	RICHARD ROLAN	1-Jun-2009	2034		
Sibulan B	Inawayan	Sta Cruz	Davao del Sur	Hedcor Sibulan, Inc.	PELDEROS, MA. TERESA	1-Jun-2009	2034		
Sibulan B	Inawayan	Sta Cruz	Davao del Sur	Hedcor Sibulan, Inc.	GALEON, EMELINA	1-Jun-2009	2034		
Sibulan B	Inawayan	Sta Cruz	Davao del Sur	Hedcor Sibulan, Inc.	SORIANO, ELMARIE	1-Jun-2009	2034		
Sibulan B	Inawayan	Sta Cruz	Davao del Sur	Hedcor Sibulan, Inc.	DEL MUNDO, ERLINDA	1-Jun-2009	2034		
Tudaya 1	Astorga	Sta Cruz	Davao del Sur	Hedcor Sibulan, Inc.	ROMEO AYAP	15-Aug-2013	2038		
Tudaya 1	Astorga	Sta Cruz	Davao del Sur	Hedcor Sibulan, Inc.	RICARDO B. ANTALA	15-Aug-2013	2038		
Tudaya 1	Astorga	Sta Cruz	Davao del Sur	Hedcor Sibulan, Inc.	MARIO PINEDA or LAILA PINEDA	15-Aug-2013	2038		
Tudaya 1	Astorga	Sta Cruz	Davao del Sur	Hedcor Sibulan, Inc.	IVAN LAIDAN or RONELO LAIDAN	15-Aug-2013	2038		
Tudaya 1	Astorga	Sta Cruz	Davao del Sur	Hedcor Sibulan, Inc.	OSIAS E. LAIDAN	15-Aug-2013	2038		
Tudaya 1	Astorga	Sta Cruz	Davao del Sur	Hedcor Sibulan, Inc.	JUN E. LAIDAN	15-Aug-2013	2038		
Tudaya 1	Astorga	Sta Cruz	Davao del Sur	Hedcor Sibulan, Inc.	IVAN E. LAIDAN or ESONG E. LAIDAN	15-Aug-2013	2038		
Tudaya 1	Astorga	Sta Cruz	Davao del Sur	Hedcor Sibulan, Inc.	VICTOR H. ODA	15-Aug-2013	2038		
Tudaya 1	Astorga	Sta Cruz	Davao del Sur	Hedcor Sibulan, Inc.	RUEL JABONERO	15-Aug-2013	2038		
Tudaya 1	Astorga	Sta Cruz	Davao del Sur	Hedcor Sibulan, Inc.	ERNESTO BAUBAOEN	15-Aug-2013	2038		
Tudaya 1	Astorga	Sta Cruz	Davao del Sur	Hedcor Sibulan, Inc.	WANDING AYAP or ERPENCITA AYAP	15-Aug-2013	2038		
Tudaya 1	Astorga	Sta Cruz	Davao del Sur	Hedcor Sibulan, Inc.	ALEN E. LAMBAN	15-Aug-2013	2038		
Tudaya 1	Astorga	Sta Cruz	Davao del Sur	Hedcor Sibulan, Inc.	PATERNO O. ANINIPOT	15-Aug-2013	2038		
Tudaya 1	Astorga	Sta Cruz	Davao del Sur	Hedcor Sibulan, Inc.	RONNIE A. ERANO or NAICE ERANO	15-Aug-2013	2038		
Tudaya 1	Astorga	Sta Cruz	Davao del Sur	Hedcor Sibulan, Inc.	RUDY A. AGTAG	15-Aug-2013	2038		
Tudaya 1	Astorga	Sta Cruz	Davao del Sur	Hedcor Sibulan, Inc.	RENFREDO G. ROSAL	15-Aug-2013	2038		
Tudaya 1	Astorga	Sta Cruz	Davao del Sur	Hedcor Sibulan, Inc.	ALBERTO PANDYO	15-Aug-2013	2038		
Tudaya 1	Astorga	Sta Cruz	Davao del Sur	Hedcor Sibulan, Inc.	TERESITA G. CAGALITAN	15-Aug-2013	2038		
Tudaya 1	Astorga	Sta Cruz	Davao del Sur	Hedcor Sibulan, Inc.	ANITA MADAYAM	15-Aug-2013	2038		
Tudaya 1	Astorga	Sta Cruz	Davao del Sur	Hedcor Sibulan, Inc.	RUDY AGTAG	15-Aug-2013	2063		
Tudaya 1	Astorga	Sta Cruz	Davao del Sur	Hedcor Sibulan, Inc.	ROGER T. MADIE	15-Aug-2013	2038		
Tudaya 1	Astorga	Sta Cruz	Davao del Sur	Hedcor Sibulan, Inc.	TEOFILA DARAGON	15-Aug-2013	2038		
Tudaya 1	Astorga	Sta Cruz	Davao del Sur	Hedcor Sibulan, Inc.	JAIMIE ENGOL	15-Aug-2013	2038		
Tudaya 1	Astorga	Sta Cruz	Davao del Sur	Hedcor Sibulan, Inc.	FELIPE AMAD	15-Aug-2013	2038		
Tudaya 1	Astorga	Sta Cruz	Davao del Sur	Hedcor Sibulan, Inc.	MERCY P. SULLAGA	15-Aug-2013	2038		

Tudaya 1	Astorga	Sta Cruz	Davao del Sur	Hedcor Sibulan, Inc.	ALPIE O. AYAP	15-Aug-2013	2038		
Tudaya 1	Astorga	Sta Cruz	Davao del Sur	Hedcor Sibulan, Inc.	CHITA CULELE	15-Aug-2013	2038		
Tudaya 1	Astorga	Sta Cruz	Davao del Sur	Hedcor Sibulan, Inc.	DOMIE AYAP	15-Aug-2013	2038		
Tudaya 1	Astorga	Sta Cruz	Davao del Sur	Hedcor Sibulan, Inc.	ROSE MARIE P. JOAQUIN	15-Aug-2013	2038		
Tudaya 1	Astorga	Sta Cruz	Davao del Sur	Hedcor Sibulan, Inc.	MAGDALENA BARO or JHEB BARO	15-Aug-2013	2038		
Tudaya 1	Astorga	Sta Cruz	Davao del Sur	Hedcor Sibulan, Inc.	RUDY PANDYOY	15-Aug-2013	2038		
Tudaya 1	Astorga	Sta Cruz	Davao del Sur	Hedcor Sibulan, Inc.	by RUDY AGTAG	15-Aug-2013	2038		
Tudaya 1	Sibulan	Sta Cruz	Davao del Sur	Hedcor Sibulan, Inc.	Reynaldo Orong	16-Jan-2012			
Tudaya 1	Sibulan	Sta Cruz	Davao del Sur	Hedcor Sibulan, Inc.	Juarez	16-Jan-2012			
Tudaya 1	Sibulan	Sta Cruz	Davao del Sur	Hedcor Sibulan, Inc.	Wilson Balingway	16-Jan-2012			
Tudaya 1	Sibulan	Sta Cruz	Davao del Sur	Hedcor Sibulan, Inc.	MYLENE B. SARTE	16-Jan-2012			
Tudaya 1	Sibulan	Sta Cruz	Davao del Sur	Hedcor Sibulan, Inc.	Ruel Jabonero	16-Jan-2012			
Tudaya 1	Sibulan	Sta Cruz	Davao del Sur	Hedcor Sibulan, Inc.	Mail Eodoro OR EDORO, RINA	16-Jan-2012			
Tudaya 1	Sibulan	Sta Cruz	Davao del Sur	Hedcor Sibulan, Inc.	Victor Oda	16-Jan-2012			
Tudaya 1	Sibulan	Sta Cruz	Davao del Sur	Hedcor Sibulan, Inc.	Esong Laidan	16-Jan-2012			
Tudaya 1	Sibulan	Sta Cruz	Davao del Sur	Hedcor Sibulan, Inc.	Jun Laidan	16-Jan-2012			
Tudaya 1	Sibulan	Sta Cruz	Davao del Sur	Hedcor Sibulan, Inc.	Osias Laidan or Bernardita Laidan	16-Jan-2012			
Tudaya 1	Sibulan	Sta Cruz	Davao del Sur	Hedcor Sibulan, Inc.	Peping Laidan	16-Jan-2012			
Tudaya 1	Sibulan	Sta Cruz	Davao del Sur	Hedcor Sibulan, Inc.	Tita L. Rada	16-Jan-2012			
Tudaya 1	Sibulan	Sta Cruz	Davao del Sur	Hedcor Sibulan, Inc.	Ivan Laidan OR Ronelo Laidan	16-Jan-2012			
Tudaya 1	Sibulan	Sta Cruz	Davao del Sur	Hedcor Sibulan, Inc.	Lito Anday or EMMA ANDAY	16-Jan-2012			
Tudaya 1	Sibulan	Sta Cruz	Davao del Sur	Hedcor Sibulan, Inc.	Aldrin Anggalan	16-Jan-2012			
Tudaya 1	Sibulan	Sta Cruz	Davao del Sur	Hedcor Sibulan, Inc.	Mario Pineda or Laila Pineda	16-Jan-2012			
Tudaya 1	Sibulan	Sta Cruz	Davao del Sur	Hedcor Sibulan, Inc.	Joaquin Anggalan-	16-Jan-2012			
Tudaya 1	Sibulan	Sta Cruz	Davao del Sur	Hedcor Sibulan, Inc.	Arlin C. Pandia	16-Jan-2012			
Tudaya 1	Sibulan	Sta Cruz	Davao del Sur	Hedcor Sibulan, Inc.	Ebuloy Abe	16-Jan-2012			
Tudaya 1	Sibulan	Sta Cruz	Davao del Sur	Hedcor Sibulan, Inc.	Ricardo Antala	16-Jan-2012			
Tudaya 1	Sibulan	Sta Cruz	Davao del Sur	Hedcor Sibulan, Inc.	Romeo Ayap	16-Jan-2012			
Tudaya 1	Sibulan	Sta Cruz	Davao del Sur	Hedcor Sibulan, Inc.	Redondo, Arsenio Jr.	16-Jan-2012			
Tudaya 1	Sibulan	Sta Cruz	Davao del Sur	Hedcor Sibulan, Inc.	Ernesto Ortiz or Genelyn O. Ortiz	16-Jan-2012			
Tudaya 1	Sibulan	Sta Cruz	Davao del Sur	Hedcor Sibulan, Inc.	Oscar Ortiz Jr.	16-Jan-2012			
Tudaya 1	Sibulan	Sta Cruz	Davao del Sur	Hedcor Sibulan, Inc.	Ingrid Ortiz	16-Jan-2012			
Tudaya 1	Sibulan	Sta Cruz	Davao del Sur	Hedcor Sibulan, Inc.	Evelyn O. Lanzo	16-Jan-2012			
Tudaya 1	Sibulan	Sta Cruz	Davao del Sur	Hedcor Sibulan, Inc.	Owenbre Oda	16-Jan-2012			
Tudaya 1	Sibulan	Sta Cruz	Davao del Sur	Hedcor Sibulan, Inc.	Diron Culele	16-Jan-2012			
Tudaya 1	Sibulan	Sta Cruz	Davao del Sur	Hedcor Sibulan, Inc.	Gaspar Diazon or Cristita Diazon	16-Jan-2012			
Tudaya 1	Sibulan	Sta Cruz	Davao del Sur	Hedcor Sibulan, Inc.	Empapas Abe or Normelita Abe	16-Jan-2012			
Tudaya 1	Sibulan	Sta Cruz	Davao del Sur	Hedcor Sibulan, Inc.	Edgar Damiana	16-Jan-2012			
Tudaya 1	Sibulan	Sta Cruz	Davao del Sur	Hedcor Sibulan, Inc.	Norcelito Ote	16-Jan-2012			
Tudaya 1	Sibulan	Sta Cruz	Davao del Sur	Hedcor Sibulan, Inc.	Marcelito Ote	16-Jan-2012			
Tudaya 1	Sibulan	Sta Cruz	Davao del Sur	Hedcor Sibulan, Inc.	JULITO OTE rep by. JUN LAIDAN	16-Jan-2012			
Tudaya 1	Sibulan	Sta Cruz	Davao del Sur	Hedcor Sibulan, Inc.	Domie Ayap	16-Jan-2012			
Tudaya 1	Sibulan	Sta Cruz	Davao del Sur	Hedcor Sibulan, Inc.	Thelma Ote	16-Jan-2012			
Tudaya 1	Sibulan	Sta Cruz	Davao del Sur	Hedcor Sibulan, Inc.	Minda Puroc or Odimay Puroc	16-Jan-2012			
Tudaya 1	Sibulan	Sta Cruz	Davao del Sur	Hedcor Sibulan, Inc.	ANTALA, RICARDO	16-Jan-2015			
Tudaya 1	Sibulan	Sta Cruz	Davao del Sur	Hedcor Sibulan, Inc.	MAGDALI, DORY OR MAGDALI, GINALYN	16-Jan-2015			
Tudaya 1	Sibulan	Sta Cruz	Davao del Sur	Hedcor Sibulan, Inc.	AYAP, WANDING OR AYAP, ERPECITA	16-Jan-2015			

Tudaya 1	Sibulan	Sta Cruz	Davao del Sur	Hedcor Sibulan, Inc.	LAMBAN, ALEN	16-Jan-2015		
Tudaya 1	Sibulan	Sta Cruz	Davao del Sur	Hedcor Sibulan, Inc.	ANINIPOT, PATERNO	16-Jan-2015		
Tudaya 1	Sibulan	Sta Cruz	Davao del Sur	Hedcor Sibulan, Inc.	ERANO, RONNIE OR ERANO, NAICE	16-Jan-2015		
Tudaya 1	Sibulan	Sta Cruz	Davao del Sur	Hedcor Sibulan, Inc.	AGTAG, RUDY	16-Jan-2015		
Tudaya 1	Sibulan	Sta Cruz	Davao del Sur	Hedcor Sibulan, Inc.	ROSAL, RENFREDO	16-Jan-2015		
Tudaya 1	Sibulan	Sta Cruz	Davao del Sur	Hedcor Sibulan, Inc.	PANDYOY, ALBERTO	16-Jan-2015		
Tudaya 1	Sibulan	Sta Cruz	Davao del Sur	Hedcor Sibulan, Inc.	PANDYOY, RUBIN	16-Jan-2015		
Tudaya 1	Sibulan	Sta Cruz	Davao del Sur	Hedcor Sibulan, Inc.	CAGALITAN, TERESITA	16-Jan-2015		
Tudaya 1	Sibulan	Sta Cruz	Davao del Sur	Hedcor Sibulan, Inc.	MADAYAM, JOAN (MADAYAM, ANITA)	16-Jan-2015		
Tudaya 1	Sibulan	Sta Cruz	Davao del Sur	Hedcor Sibulan, Inc.	RUDY AGTAG	16-Jan-2015		
Tudaya 1	Sibulan	Sta Cruz	Davao del Sur	Hedcor Sibulan, Inc.	MADIE, ROGER T.	16-Jan-2015		
Tudaya 1	Sibulan	Sta Cruz	Davao del Sur	Hedcor Tudaya, Inc.	MADIE, ROGER T.	16-Jul-2015		
Tudaya 2	Astorga	Sta Cruz	Davao del Sur	Hedcor Tudaya, Inc.	Thelma A. Duo	31-Aug-2011	2036	
Tudaya 2	Astorga	Sta Cruz	Davao del Sur	Hedcor Tudaya, Inc.	Lourdes M. Palanca	1-Sep-2011	2036	
Tudaya 2	Astorga	Sta Cruz	Davao del Sur	Hedcor Tudaya, Inc.	Lucrecio Arizola	14-Sep-2011	2036	
Tudaya 2	Astorga	Sta Cruz	Davao del Sur	Hedcor Tudaya, Inc.	Lourdes M. Palanca	1-Sep-2011	2036	
Tudaya 2	Astorga	Sta Cruz	Davao del Sur	Hedcor Tudaya, Inc.	Cooperative rep by: Alexis Almendras	1-Jun-2011	2036	
Tudaya 2	Astorga	Sta Cruz	Davao del Sur	Hedcor Tudaya, Inc.	Dioscoro Duo	1-Jan-2012	2037	
Tudaya 2	Astorga	Sta Cruz	Davao del Sur	Hedcor Tudaya, Inc.	Carmelo Duo	1-Jan-2012	2037	
Tudaya 2	Astorga	Sta Cruz	Davao del Sur	Hedcor Tudaya, Inc.	Avelina M. Dagensina or Elisa M. Luma	1-Jan-2012	2037	
Tudaya 2	Astorga	Sta Cruz	Davao del Sur	Hedcor Tudaya, Inc.	CARIDAD C. ALMENDRAS	15-Aug-2012	2037	
Tudaya 2	Astorga	Sta Cruz	Davao del Sur	Hedcor Tudaya, Inc.	Almendras, or CYNTHIA CHUCHI A.	2-Apr-2013	2038	
Talomo 2			Davao City	Hedcor, Inc.	PSALM	1-Mar-2024	2044	
Talomo 2b			Davao City	Hedcor, Inc.	PSALM	1-Mar-2024	2044	
Talomo 2a			Davao City	Hedcor, Inc.	PSALM	1-Mar-2024	2044	
Talomo 3			Davao City	Hedcor, Inc.	PSALM	1-Mar-2024	2044	

Apo Agua Leases

	LESSOR	USE OF LEASED PROPERTY	PERMANENT (as of date of signing; in SQM)	Lease Contract Start Date	Lease Contract End Date
001a	Evangeline G. Tomas	Construction Road (AR 1)	427	January 1, 2019	June 30, 2052
002a	Evangeline G. Tomas	Construction Road (AR 1)	1,975	January 1, 2019	June 30, 2052
003a	Evangeline G. Tomas	Weir right abutment/Construction Road (AR 1)	2,641	January 1, 2019	June 30, 2052
005a	Dolores Delos Reyes	Conveyance Line	160	January 1, 2019	June 30, 2052
006a	Evangeline G. Tomas	Weir Abutment/Conveyance Line/Construction (AR 1)	1315	January 1, 2019	June 30, 2052
007a	Dolores Delos Reyes	Weir/Conveyance Line	214	January 1, 2019	June 30, 2052
008a	Ramon Manlangit	Weir	209	January 1, 2019	June 30, 2052
009a	Evangeline G. Tomas	Conveyance Line (AR 1-A)	119	January 1, 2019	June 30, 2052
010a	Dolores Delos Reyes	Conveyance Line	297	January 1, 2019	June 30, 2052
011a	Evangeline G. Tomas	Conveyance Line (AR 1-A)	289	January 1, 2019	June 30, 2052
012a	Evangeline G. Tomas	Conveyance Line (AR 1- A)/Desander	932	January 1, 2019	June 30, 2052
013a	Florentino Delos Reyes	Desander/Conveyance Line (AR 4)	205	January 1, 2019	June 30, 2052
014a	Roel Agripo	Desander/Conveyance Line (AR 4)	2, 586	January 1, 2019	June 30, 2052
015a	Florentino Delos Reyes	Conveyance Line/ AR 4	937	January 1, 2019	June 30, 2052
016a	Margie Binobo	Conveyance Line/ AR 4	451	January 1, 2019	June 30, 2052
017a	Florentino Delos Reyes	Conveyance Line/ AR 4	1,105	January 1, 2019	June 30, 2052
018a	Florentino Delos Reyes	Conveyance Line/ AR 4	2,670	January 1, 2019	June 30, 2052
019a	Lito Bancil	Conveyance Line/ AR 4	182	January 1, 2019	June 30, 2052
020a	Pedro Adon	Conveyance Line/ AR 4	3,278	January 1, 2019	June 30, 2052
021a	Terilou Alayao / Antigras	Conveyance Line/ AR 4	1,785	January 1, 2019	June 30, 2052
	Teresita Antigma				
	Teresita Antigma				
	Danilo Antigma				
	Ramilo Antigma				
	Luciano Antigma				
	Mary Jane Antigma				
	Lanilyn Antigma				
	Juvilyn Antigma				

	Donelle Antigra				
	Terilou Alayao				
022a	Napoleon Tampos	Conveyance Line/ AR 4	92	January 1, 2019	June 30, 2052
023a	Edsel Giolagon	Conveyance Line/ AR 4	51		
024a	Terilou Alayao / Antigras	Conveyance Line/ AR 4	180	January 1, 2019	June 30, 2052
	Terilou Alayao				
	Teresita Antigra				
	Danilo Antigra				
	Ramilo Antigra				
	Luciano Antigra				
	Mary Jane Antigra				
	Lanilyn Antigra				
	Juvilyn Antigra				
	Donelle Antigra				
	Terilou Alayao				
025a	Ambrosio Pesaña	Conveyance Line/ AR 4	4,963	January 1, 2019	June 30, 2052
026a	Margie Binobo	Conveyance Line/ AR 4	761	January 1, 2019	June 30, 2052
027a	Orencio C. Oville	Conveyance Line/ AR 4	2,780	January 1, 2019	June 30, 2052
028a	Orencio C. Oville	Conveyance Line/ AR 4	939	January 1, 2019	June 30, 2052
029a	Margie Binobo	Conveyance Line/ AR 4	512	January 1, 2019	June 30, 2052
031a	Furtonato Japitan	Conveyance Line/ AR 4	2,595	January 1, 2019	June 30, 2052
032a	Margie Binobo	Conveyance Line/ AR 4	5,926	January 1, 2019	June 30, 2052
033a	Dolores Delos Reyes	Conveyance Line/ AR 4	8,198	January 1, 2019	June 30, 2052
<i>Barangay Wines</i>					
034a	Rolando L. Beter	Conveyance Line	3,462	January 1, 2019	June 30, 2052
035a	Ortencia Canubas	Conveyance Line	127	January 1, 2019	June 30, 2052
036a	Arleen B. Rosales	Conveyance Line	319	January 1, 2019	June 30, 2052
037a	Adela Alampayan	Conveyance Line	1,593	January 1, 2019	June 30, 2052
038a	Myrna Matas	Conveyance Line	4,885	January 1, 2019	January 1, 2029
039a	Arturo P. Mabida	Conveyance Line	2,339	January 1, 2019	June 30, 2052
040a	Junilo Castor	Conveyance Line/ AR	2,512	January 1, 2019	June 30, 2052
041a	Junilo Castor	Conveyance Line/ AR	29	January 1, 2019	June 30, 2052
042a	Milagros Fuentes	Conveyance Line/ AR	3,244	January 1, 2019	June 30, 2052
043a	Milagros Fuentes	Conveyance Line/ AR	3,275	January 1, 2019	June 30, 2052

044a	Milagros Fuentes	Conveyance Line/ AR	1,880	January 1, 2019	June 30, 2052
045a	Cecilia D. Abogado	Conveyance Line/ AR	1,282	January 1, 2019	June 30, 2052
046a	Francisca Roflo	Conveyance Line/ AR	1,079	January 1, 2019	June 30, 2052
047a	Adani Dulaugon	Conveyance Line	1,024	January 1, 2019	June 30, 2052
048a	Cristituto Mier	Conveyance Line	1,019	January 1, 2019	June 30, 2052
049a	Gabriel Juan	Conveyance Line	3,595	January 1, 2019	June 30, 2052
050a	Marcelino Toga / Teresita Amparo	Conveyance/ Surge Tank	943	January 1, 2019	June 30, 2052
<i>Barangay Gumalang</i>					
051a	Crispin Pasaporte	Surge Tank/ Penstock	1,225	January 1, 2019	June 30, 2052
052a	Eillene Ignacio	Penstock	795	January 1, 2019	June 30, 2052
053a	Johnny Doloroso	Penstock	689	January 1, 2019	June 30, 2052
054a	Ester P. Napoles	Penstock	1761	January 1, 2019	June 30, 2052
055a	Magdalena B. Paclibar	Penstock	416	January 1, 2019	June 30, 2052
056a	Generosa B. Torres	Penstock	473	January 1, 2019	June 30, 2052
057a	Generosa B. Torres	Penstock	389	January 1, 2019	June 30, 2052
058a	Maribel Landero	Penstock	320	January 1, 2019	June 30, 2052
059a	Ma. Analiza Lumantas	Penstock	389	January 1, 2019	June 30, 2052
060a	Paulita E. Acojedo	Penstock	290	January 1, 2019	June 30, 2052
061a	Alan Sanico	Penstock	699	January 1, 2019	June 30, 2052
062a	Lizabeth Lu	Penstock	1662	January 1, 2019	June 30, 2052
063a	Miguel Robilio	Penstock	1,348	January 1, 2019	June 30, 2052
064a	Luzminda Aquino	Penstock	1,228	January 1, 2019	June 30, 2052
065a	Alex Mante	Penstock	382	January 1, 2019	June 30, 2052
066a	Martin C. Severino Jr.	Penstock	1022	January 1, 2019	June 30, 2052
067a	Evaflor Apale	Penstock	14	January 1, 2019	June 30, 2052
068a	Amado Balano Jr.	Penstock	511	January 1, 2019	June 30, 2052
069a	Milagros Caro	Penstock	423	January 1, 2019	June 30, 2052
070a	Armando Balano Sr.	Penstock	378	January 1, 2019	June 30, 2052
071a	Rolando Balano Sr.	Penstock	345	January 1, 2019	June 30, 2052
072a	Lucia D. Balano	Penstock	115	January 1, 2019	June 30, 2052
073a	Alberto M. Gavira	Penstock	341	January 1, 2019	June 30, 2052
074a	Alberto M. Gavira	Penstock	333	January 1, 2019	June 30, 2052
075a	Alberto M. Gavira	Penstock	402	January 1, 2019	June 30, 2052
076a	Robert A. Bandala	Penstock	1,068	January 1, 2019	June 30, 2052

077a	Mila Medriano	Drain Pipe	928	January 1, 2019	June 30, 2052
078a	Jose Villacora	Drain Pipe	481.68	January 1, 2019	June 30, 2052
079a	Rufino Fajardo Sr.	Treated Water Transmission Line	177	January 1, 2019	June 30, 2052
080a	Rosa A. Miole	Treated Water Transmission Line	290	January 1, 2019	June 30, 2052
080c	Rosa A. Miole	Treated Water Transmission Line	306	January 1, 2019	June 30, 2052
080e	Alberto Awayan	Treated Water Transmission Line	187	January 1, 2019	June 30, 2052
080g	Angelito Awayan	Treated Water Transmission Line	143	January 1, 2019	June 30, 2052
080i	Dionisio Awayan Jr	Treated Water Transmission Line	148	January 1, 2019	June 30, 2052
080k	Rodrigo Awayan	Treated Water Transmission Line	146	January 1, 2019	June 30, 2052
080m	Dionisio Awayan Jr	Treated Water Transmission Line	101	January 1, 2019	June 30, 2052
081a	Leonila P. Halasan	Treated Water Transmission Line	52	January 1, 2019	June 30, 2052
082a	Aida P. Agujitas	Treated Water Transmission Line	456	January 1, 2019	June 30, 2052
083a	Antipas T. Pagaran	Treated Water Transmission Line	71	January 1, 2019	June 30, 2052
084a	Leonila P. Halasan	Treated Water Transmission Line	79	January 1, 2019	June 30, 2052
085a	Aida P. Agujitas	Treated Water Transmission Line	132	January 1, 2019	June 30, 2052
086a	Luciano T. Pagaran	Treated Water Transmission Line	283	January 1, 2019	June 30, 2052
087a	Andres T. Pagaran Jr.,	Treated Water Transmission Line	777	January 1, 2019	June 30, 2052
088a	Eunice Pagaran-Paña	Treated Water Transmission Line	397	January 1, 2019	June 30, 2052
089a	Gideon C. Ampon	Treated Water Transmission Line	1448	January 1, 2019	June 30, 2052
090a	Gideon C. Ampon	Treated Water Transmission Line	175	January 1, 2019	June 30, 2052
091a	Belinda Amper	Treated Water Transmission Line	722	January 1, 2019	June 30, 2052
092a	Belinda Amper	Treated Water Transmission Line	489	January 1, 2019	June 30, 2052
093a	Charlito S. Darilay	Treated Water Transmission Line	274	January 1, 2019	June 30, 2052
094a	Marisa D. Basig	Treated Water Transmission Line	710	January 1, 2019	June 30, 2052
095a	Marie Louie Narte	Treated Water Transmission Line	413	January 1, 2019	June 30, 2052
096a	Leopoldo Narte Sr.	Treated Water Transmission Line	424	January 1, 2019	June 30, 2052
	Rufino H. Fajardo, Sr.	Temporary Facility, Purok 6A Brgy. Gumalang, Davao City	4,699	June 16, 2023	December 31, 2025
	Alma Fajardo Borja	Temporary Facility, Purok 6A Brgy. Gumalang, Davao City	1,789	June 16, 2023	December 31, 2025
	Felisa Fajardo Caminade	Temporary Facility, Purok 6A Brgy. Gumalang, Davao City	1,986	June 16, 2023	December 31, 2025

	Lydia Fajardo Cansancio	Temporary Facility, Purok 6A Brgy. Gumalang, Davao City	2,103	June 16, 2023	December 31, 2025
	Dario H. Fajardo	Temporary Facility, Purok 6A Brgy. Gumalang, Davao City	2,291	June 16, 2023	December 31, 2025
	Teresita Fajardo Hayo	Temporary Facility, Purok 6A Brgy. Gumalang, Davao City	2,198	June 16, 2023	December 31, 2025

APRI Leases

Plant	Barangay	Municipality	Province	Company	Lessor	Start date	End date	Start Date Renewed	Expiration Date
Tiwi Geothermal Power Plant	Bagumbayan, Bariis, Belen, Biyong, Cale, Cararayan, Libjo,	Tiwi	Albay	APRI	PSALM	2009	2034		
Makban Geothermal Power Plant	Limao	Calauan	Laguna	APRI	PSALM	2009	2034		
Makban Geothermal Power Plant	Bitin	Bay	Laguna	APRI	PSALM	2009	2034		
Makban Geothermal Power Plant	San Felix, Sta. Elena, San Jose, San Vicente	Sto. Tomas	Batangas	APRI	PSALM	2009	2034		

Oil Leases

SITE	CONTRACT	EXECUTION DATE	VALIDITY	EXPIRATION DATE	COUNTER PARTY
TLI	Contract of Lease	15 July 1905			Manta Equities, Inc. (NAC Tower)
TSI	DENR Foreshore Lease - Davao City	30 April 2014	25 Years	01 May 2039	DENR CENRO Davao
TSI	DENR Foreshore Lease - Sta. Cruz	30 April 2014	25 Years	01 May 2039	DENR CENRO Digos
TMO	Contract of Lease	10 November 2016	15 years	09 November 2031	Montgomery Real Estate Lessor
TMO	Consolidated Contract of Lease	26 April 2022	15 years, reckoned from 01 August 2021	31 July 2036	Philippine Fisheries Development Authority (PFDA)
EAUC	Renewal of Lease Agreement	28 April 2021	25 Years, but co-terminous with PEZA registration,	27 April 2046	Philippine Economic Zone Authority (PEZA)
EAUC	Contract of Lease (Mandaue)	8 October 1997	25 Years	30 September 2022	City of Mandaue
TPVI	Land Lease Agreement (LLA)	28 March 2018	25 Years from Closing Date	28 March 2043	Power Sector Assets and Liabilities Management Corporation (PSALM)
TPVI	Miscellaneous Lease Agreement (MLA) Jetty	10 August 2015	25 Years	10 August 2040	DENR
TPVI	Contract of Sub-Lease	29 Apr 2021	15 Years, reckoned from date SUB-LESSEE can commence construction of the passive telecom infrastructure	2036	Unity Digital Infrastructure, Inc.
TPVI	Contract of Sub-Lease	28 Jul 2022	1 Year	04 February 2023	VECO
TMI M1	Miscellaneous Lease Agreement (MLA)	7 Jun 2016	25 Years	07 Jun 2041	DENR

Unity Leases

Site Name	Lessor	Start date	End date	Start Date	Expiration Date
UG00001	Lima Land, Inc	8/4/21	8/3/36		
UG00003	Cebu Industrial Park Developers, Inc	6/4/21	6/3/36		
UG00004	Arsenio Rendon	11/17/21	11/16/36		
UG00005	Therma Power Visayas, Inc	7/15/21	7/14/36		
UG00007	Therma Visayas, Inc	7/13/21	7/12/36		
UG00008	Victor Caruz	11/18/21	11/17/36		
UG00009	RC Lending Investors Inc	8/31/21	8/30/36		
UG00010	Olivio A. Yuson	11/17/21	11/16/36		
UG00012	Wilfredo Canillo	12/30/21	12/29/36		
UG00013	Pedro Sepulveda	12/29/21	12/28/36		
UG00015	Rodolfo Ancajas	5/17/22	5/16/37		
UG00017	Erodito G. Racho	12/30/21	12/29/36		
UG00024	Neva Bantas Macatangay	1/17/22	1/16/37		
UG00025	Minda Untiveros	10/3/22	10/2/37		
UG00026	Francisco Dalisay Jr.	7/1/22	7/30/37		
UG00027	Lourdes A. De Torres	10/14/22	10/13/37		
UG00028	Petra Ramos Matanguihan	4/5/22	4/4/37		
UG00030	Aniano Tatlonghari Jr	1/24/22	1/23/37		
UG00032	William P. Bigyan	11/2/22	11/1/32		
UG00035	Carlito V. Leviste	1/16/23	1/15/38		
UG00036	Apolonio Javier	1/15/22	1/14/37		
UG00039	Violeta Carag	3/9/22	3/8/37		
UG00040	Nena Ilao	3/2/22	3/1/37		
UG00041	Andreo M. Villanueva	1/25/22	1/24/37		
UG00042	Lyndol Pasumbal	1/25/22	1/24/37		
UG00048	Lolita Siodina	4/26/22	4/25/37		
UG00062	Geronimo Apas	3/1/22	3/28/32		
UG00068	Aim Joy Trazano	6/10/22	6/9/37		
UG00069	Rowena Laput	7/24/22	7/23/37		
UG00076	Dario Acapulco	4/2/22	4/1/37		
UG00077	Jach Restauro	6/1/22	7/1/37		
UG00090	Rommil Luis Alolor	4/28/22	4/27/37		

UG00109	Rogelio Lim Branzuela Jr.	3/2/23	3/1/33	
UG00119	Antonio Dominguez	5/5/23	5/4/38	
UG00120	Joel Mateling	5/21/22	5/20/37	
UG00125	Felicitas Dangcolis	12/13/21	12/12/36	
UG00134	Imelda H. Obenieta	12/30/21	12/29/36	
UG00152	Hester Lee Sumanpan	5/2/23	5/1/38	
UG00154	Robert Po			
UG00159	Miraflor F. Awitan	9/17/22	9/16/37	
UG00162	Scarlet R. Tribujenia	11/19/21	11/18/36	
UG00169	Aurelio Gerardo Javellana Valderrama Jr.	4/24/23	10/23/35	
UG00175	Ronald Managuit	11/19/21	11/18/31	
UG00176	Danilo Adagao	3/14/23	3/13/33	
UG00179	Potenciano and Aniceta Larrazabal Enterprises Corp.	6/16/23	6/15/38	
UG00184	Margie S. Guay	8/15/22	8/14/37	
UG00189	Joel Sobretudo	2/27/22	2/26/37	
UG00192	Spouses Leofajardo Bela-ong and Virgilia Bela-Ong	7/6/22	7/5/37	
UG00193	Goodness Lands and Development, Inc.	7/1/23	6/30/38	
UG00198	Buenvenido Capiñanes	6/10/23	6/9/38	
UG00202	Wevina Gumban	8/31/22	8/30/32	
UG00203	Nellyn Pineda	4/2/22	4/1/37	
UG00204	Lyndon Salazar	6/11/22	6/10/32	
UG00209	Adelfa Ang Chong	2/19/22	2/18/32	
UG00213	Spouses Patricio Delicana Jr. and Mariecris Delicana	6/27/23	6/26/38	
UG00221	Dyna M. Diocades	11/14/22	11/13/37	
UG00224	Felisa Agri. Corp. c/o Milagros Gonzales	6/29/22	6/28/32	
UG00226	Felisa Agri. Corp. c/o Milagros Gonzales	6/20/22	6/19/32	
UG00227	Antonio J. Castillon	5/13/22	5/12/37	
UG00229	Gilda Guinanao	6/20/22	6/19/32	
UG00235	Raymund Trocio	1/24/22	1/23/37	
UG00240	Corazon P. Leal	1/24/22	1/23/37	
UG00241	Alexander F. Rodriguez			
UG00245	Carlos Resurreccion	2/9/22	2/8/37	
UG00246	Bacolod South Homes Corporation	3/3/22	3/2/37	
UG00250	Spouses Belen E. Abordaje and Antonio Abordaje	6/9/23	6/8/38	

UG00252	Florentina C. Celajes	4/27/22	4/26/37	
UG00253	Avelino A. Tano	1/15/22	1/14/37	
UG00272	Leah Balucan Ybanez			
UG00274	Marilou C. Muller	7/8/23	7/7/38	
UG00276	Jason M. Pusta			
UG00277	Mary Thatcher Bautista	12/16/21	12/15/31	
UG00278	Mary Joyce Su Labitan and Florante Su Labitan Jr.			
UG00281	Jehanne Frances R. Dy			
UG00285	Ruperto Estolas	9/7/22	9/6/37	
UG00286	Erma Malanog	3/5/22	3/4/37	
UG00322	Spouses Richard R. Veloso and Lea G. Veloso	8/30/22	8/29/32	
UG00323	Bob Bernabe Batausa	12/16/21	12/15/36	
UG00325	Floriano Tajale	1/20/22	1/19/37	
UG00328	Julito Garciano	2/4/22	2/3/37	
UG00345	Benjie Lumpay Sabelino	3/9/22	3/8/37	
UG00369	Eduardo Pedrina	6/15/22	6/14/37	
UG00373	Corazon P. Sacay	6/16/23	6/15/38	
UG00374	Marianita T. Codilla	6/9/23	6/8/38	
UG00378	Thelma Puso Katada			
UG00393	Ma. Esperanza Neri/ Nicolas Neri			
UG00394	Ferdinand Dacumos	8/12/22	8/11/37	
UG00395	Sakid Salajin	9/20/22	9/19/37	
UG00400	Lydia A. Sales	7/15/22	7/14/37	
UG00405	Barrio Council, Casisang, Malaybalay City, Bukidnon	1/13/23	1/12/38	
UG00406	Renan Valinte	2/17/22	2/16/37	
UG00409	Hercules T. Villanueva	12/20/21	12/19/36	
UG00411	Leah Oliquiano	8/12/22	8/11/37	
UG00413	Clarivel Q. Macapia	6/15/22	6/14/37	
UG00415	Gloria C. Chandler			
UG00420	Pedro G. Ipanag Jr.	6/13/22	6/12/37	
UG00423	Judy Fernandez	3/21/22	3/20/37	
UG00425	Sapia Ramalan Macausip	12/22/21	12/21/36	
UG00428	Eve D. Castillo	11/17/21	11/16/36	
UG00433	Lourdie Jaculbe	3/10/22	3/9/37	

UG00435	Rogelio Dela Mance	1/15/22	1/14/37	
UG00436	Alma P. Mosqueda	11/19/21	11/18/36	
UG00469	Irene Bartolay	3/23/22	3/22/37	
UG00471	Corazon Regis	8/3/22	8/2/37	
UG00473	Gaspar Magdadaro	12/2/21	12/1/36	
UG00474	Francisco Comendador III	1/11/23	1/10/33	
UG00484	Benito Molanida	6/4/23	6/3/38	
UG00486	Eutiquiano F. Bandy, Jr	6/2/23	6/1/38	
UG00490	SASOL REMEDIOS GABAYARAN	4/25/23	4/24/38	
UG00492	Danilo A. Bolos, Sr.			
UG00494	Wenceslao O. Santander Jr.			
UG00496	Lourdes P. Manglicmot	2/13/23	2/12/38	
UG00498	FLORENCIO YNOT	8/2/22	8/1/37	
UG00502	Matea Marissa Mandin	7/13/22	7/12/37	
UG00622	Hadja Monera Yusup Sali			
UG00505	Anna Leah Tabios Hillebrecht	10/9/22	10/8/32	
UG00506	Estela A Edma	4/11/22	4/10/32	
UG00507	Cristeta A. Bulilan	4/11/22	4/10/32	
UG00508	Eliseo G. Tadas	3/3/22	3/2/32	
UG00509	Rex B. Dequito	5/5/22	5/4/32	
UG00510	Pendatun M. Mapait	5/6/22	5/5/32	
UG00513	Ruben A. Chua	5/4/22	5/3/32	
UG00514	Immaculate Conception High School, Inc	6/20/22	6/19/32	
UG00515	Anna Leah Tabios Hillebrecht	10/14/22	10/13/32	
UG00518	Caroline E. Galcing	5/4/22	5/3/32	
UG00519	Alfredo Torres Rojas	5/14/22	5/13/32	
UG00520	Estrella B. Gagnier	5/5/22	5/4/32	
UG00523	Adelaida P. Barberan	5/4/22	5/3/32	
UG00524	Jose Montecillo	4/7/22	4/6/32	
UG00526	Venancio Ferrera Jr.	4/11/22	4/10/32	
UG00530	Voltaire Esteban	4/11/22	4/10/32	
UG00531	Celso P. Barberan	3/2/22	3/1/32	
UG00532	Gemma Prosia	4/12/22	4/11/32	
UG00533	Elizabeth M. Araneta	8/3/22	8/2/32	

UG00534	Lorna B. Gesta	3/1/22	3/28/32	
UG00538	Lucia C. Nunez	4/12/22	4/11/32	
UG00540	Marivic G. Magallanes	4/6/22	4/5/32	
UG00541	Ismael R. Apostol Jr.	4/7/22	4/6/32	
UG00544	Mark Arem Perez	6/24/22	6/23/32	
UG00545	Spouses Jaime B. Fuellas and Ana R. Fuellas	4/9/22	4/8/32	
UG00546	Marilyn V. Custodio	4/13/22	4/12/32	
UG00548	Batangas City Christ Baptist Church, Inc	6/2/22	6/1/32	
UG00549	Gerarda Lingao	4/9/22	4/8/32	
UG00552	Aquilina Harina	4/20/22	4/19/32	
UG00554	Trinidad B. Maca	4/20/22	4/19/32	
UG00559	Splashmaker Inc.	6/15/22	6/14/32	
UG00561	Vicente Danial C. Aguas	11/30/22	11/29/32	
UG00564	Eleno D. Santillan	4/9/22	4/8/32	
UG00565	Mauro R. Sasan	4/9/22	4/8/32	
UG00566	Spouses Julito V. Dangel and Edita V. Dangel represented by Edita V. Dangel			
UG00573	Oscar T. Vendiola	4/25/22	4/24/32	
UG00578	Marife M. Innis	5/2/22	5/1/32	
UG00580	Sergio L. Hilado Jr.	6/17/22	6/16/32	
UG00583	Raldy M. Garcia	3/23/22	3/22/32	
UG00585	Walter P. Carmona	6/10/22	6/9/32	
UG00586	Isabela L. Gonzaga	3/31/22	3/30/32	
UG00587	Isidore B. Dumam-ag	5/2/22	5/1/32	
UG00589	Carylle Bartolata Verzano	5/21/22	5/20/32	
UG00591	Lydia L. Cabrana	4/25/22	4/24/32	
UG00592	Ma. Arlene S. Segura	4/20/22	4/19/32	
UG00593	Vidal P. Zosa Jr.	5/6/22	5/5/32	
UG00595	Joe Ann Y. Pareño	4/25/22	4/24/32	
UG00597	Ma. Regina S. Gabriel	4/24/22	4/23/32	
UG00598	Julio D. Augusto	5/10/22	5/9/32	
UG00599	Lourdes J. Parcon	4/27/22	4/26/32	
UG00606	Nerissa G. Domugho	4/8/22	4/7/32	
UG00608	Bonna E. Ferrer	4/4/22	4/3/32	
UG00610	Janice B. Lacsican represented by Neil Bren B. Lacsican	5/26/22	5/25/32	

UG00611	Genevieve N. Teves	5/18/22	5/17/32	
UG00614	Lynnette F. Abella	5/4/22	5/3/32	
UG00616	Spouses German C. Lano and Ma. Jennilyn S. Lano represented by Cath	4/29/22	4/28/32	
UG00617	Taciana U. Sia	4/20/22	4/19/32	
UG00620	Jardito P. Tabasa Jr.	5/4/22	5/3/32	
UG00621	Parents Community Association of Sum-ag, Taloc & Punta Taytay Inc. re	5/14/22	5/13/32	
UG00671	Virgilio A. Llosa represented by Editha L. Llosa	8/2/22	8/1/32	
UG00675	Romeo R. Sabaiton, Sr.	7/30/22	7/29/32	
UG00676	Jocelyn C. Nellas	6/29/22	6/28/32	
UG00684	Bernice Michelle Noel-Duque	7/25/22	7/24/32	
UG00646	Sheryl D. Celo	8/25/22	8/24/32	
UG00648	Ma. Judith A. Maputol	3/18/23	3/17/33	
UG00649	RICHELL JAY C. DELGRA	1/20/23	1/19/33	
UG00650	Barangay Sto. Rosario, Inabanga, Bohol	5/22/23	5/21/33	
UG00695	Joy Garret Gaudan represented by Dee Laila C. Buhian	8/2/22	8/1/32	
UG00698	Melanie B. Perez	10/17/22	10/16/32	
UG00700	Anna Liza Alberca	8/27/22	8/26/32	
UG00709	Reynaldo U. Dimaano	8/12/22	8/11/32	
UG00711	Pedro B. Buela	10/20/22	10/19/32	
UG00722	Elisa B. Moreno	2/17/23	2/16/33	

SNAP Leases

Site Name	Barangay	Municipality	Province	Company	Lessor	Start date	End date
NAC	Fort Bonifacio	Taguig	Metro Manila	Manila Oslo Renewable-Enterprise, Inc.	Manta Equities Inc.	6/1/23	5/31/26
Magat	Sto. Domingo	Alfonso Lista	Ifugao	SN Aboitiz Power-Magat, Inc.	National Irrigation Administration	2006	2031
Maris	Gen. Aguinaldo	Ramon	Isabela	SN Aboitiz Power-Magat, Inc.	National Irrigation Administration	2015	2040