



Aboitiz Equity Ventures Inc.

President's Report

2021 Annual Stockholders' Meeting
Monday, April 26, 2021

aboitiz

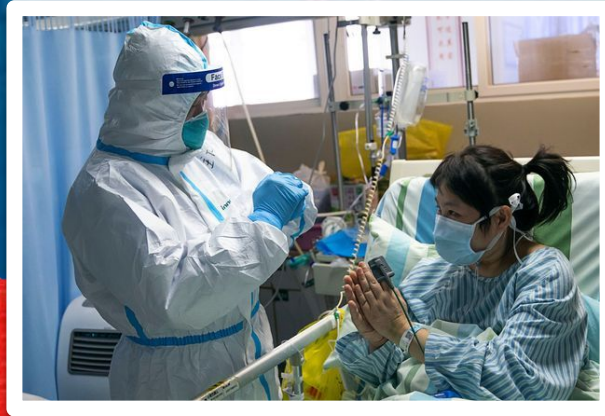


Sabin M. Aboitiz

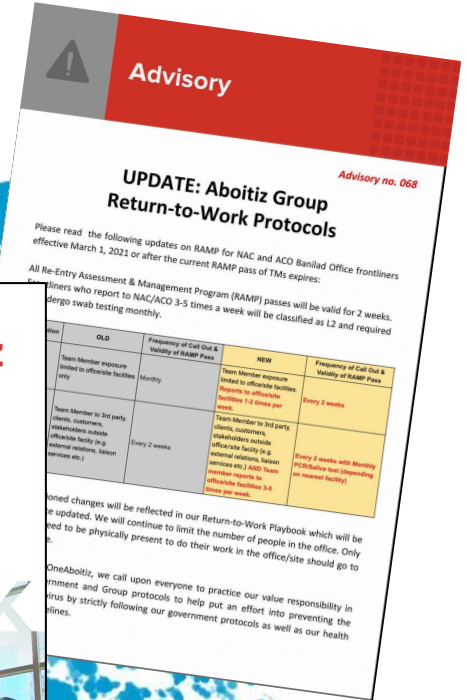
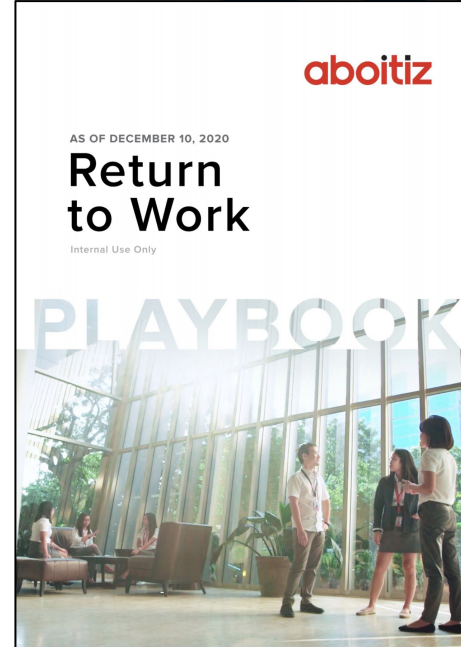
*President and CEO
Aboitiz Equity Ventures Inc.*



**2020 Philippines GDP
-9.6%**



Aboitiz Team Members DURING THE COVID-19 Pandemic

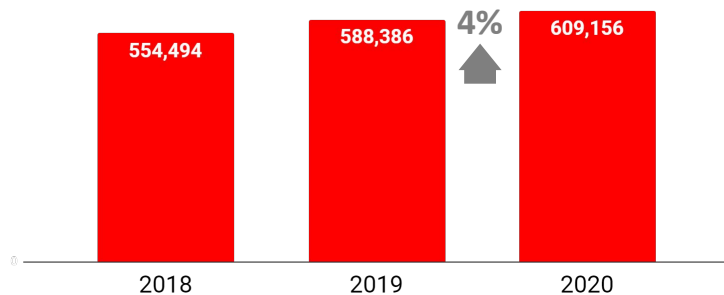




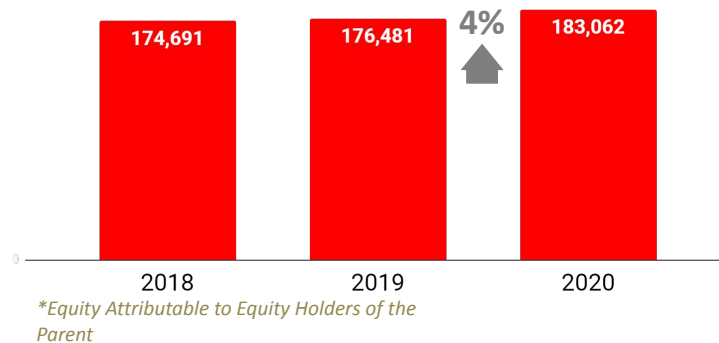
Balance Sheet

In PHP Millions

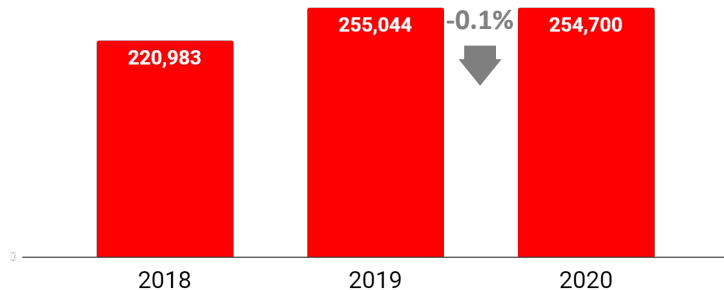
Total Assets



Stockholders Equity



Net Debt

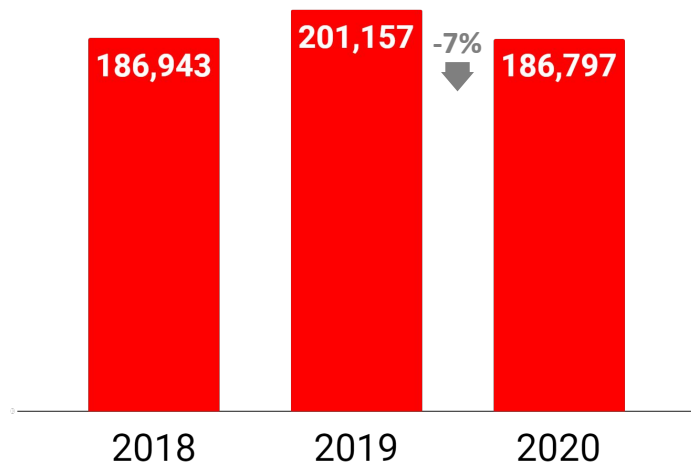


	2018	2019	2020
Net D/E Ratio	1.01x	1.17x	1.14x
Current Ratio	1.80X	1.27x	1.60x

2020 Financial Highlights

Revenue

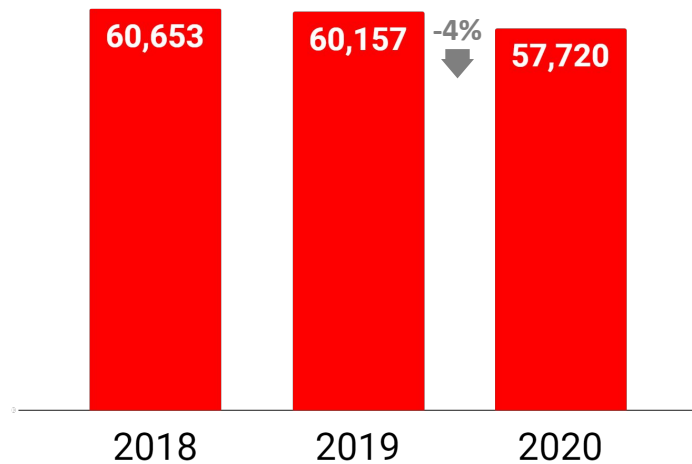
(in PHP Millions)



2020 Financial Highlights

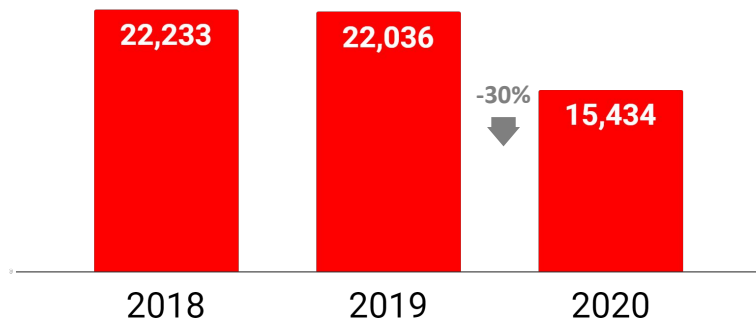
EBITDA

(in PHP Millions)



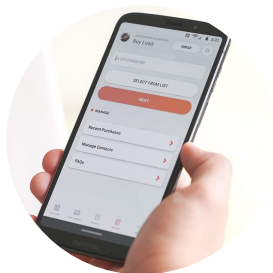
2020 Financial Highlights

Net Income (in PHP Millions)



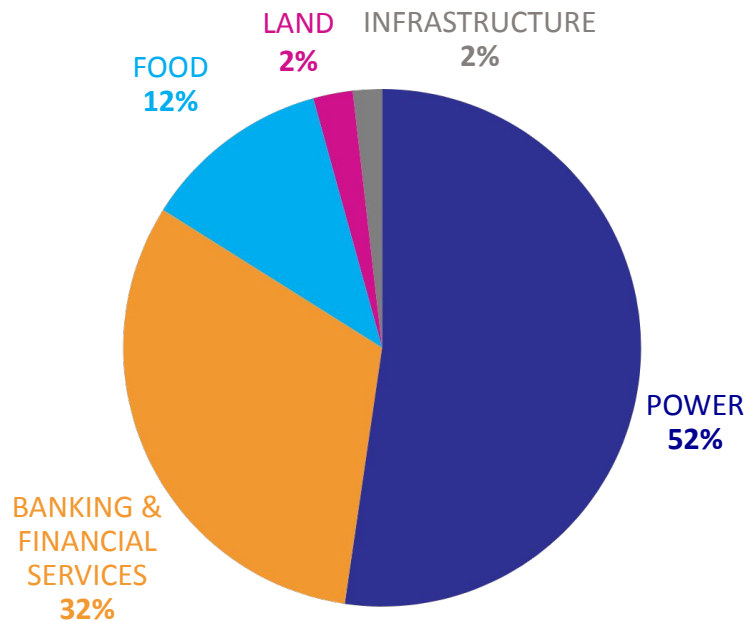
EPS	3.95	3.91	2.74
ROE	15%	13%	9%





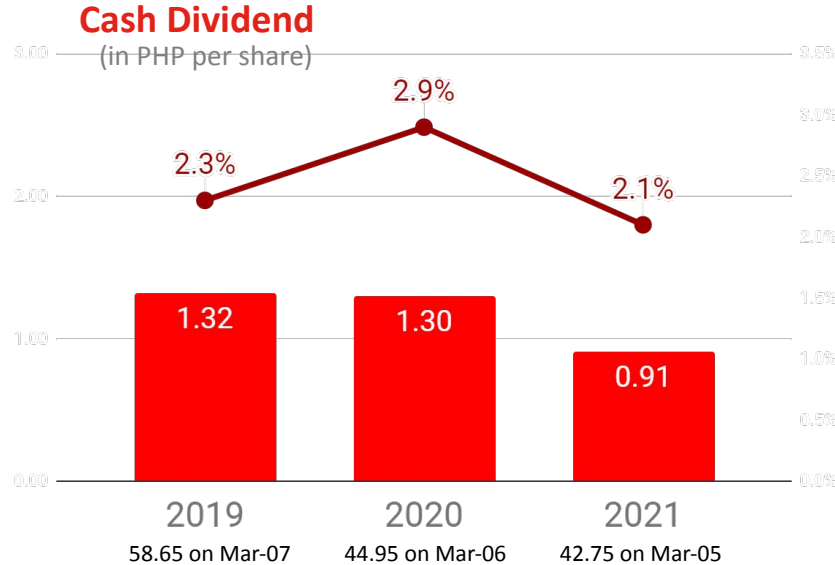
2020 Financial Highlights

Earnings Contribution





Dividends



DIVIDEND PAYOUT RATIO

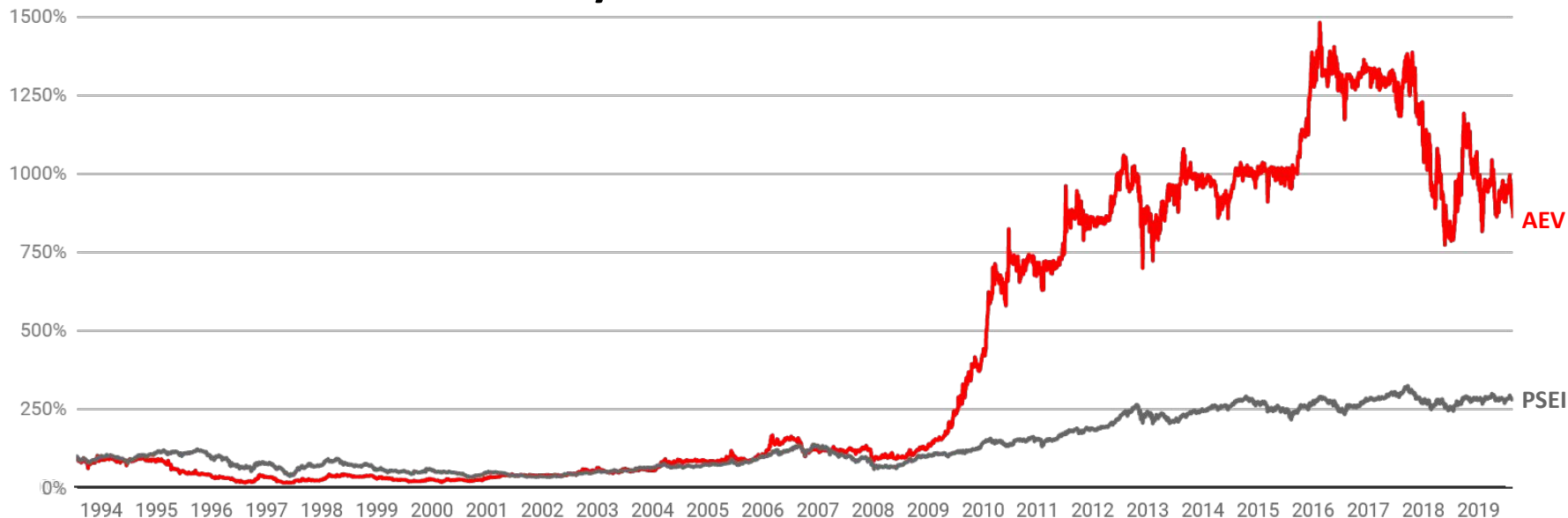
1/3

OF PREVIOUS YEAR'S
NET INCOME

- Dividend yield (yields are computed by dividing DPS by the closing price on declaration date)
- Dividend per share (in pesos/share)



AEV 26-year Stock Performance



Total Shareholder Return Compounded Annual Growth Rate

-12%
(3 Years)



-2%
(5 Years)



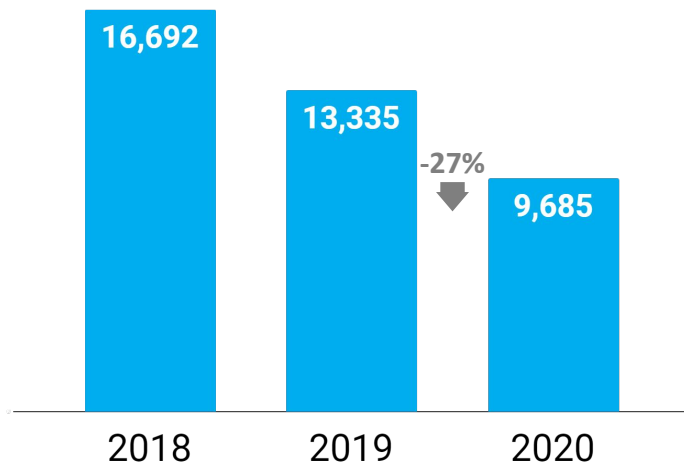
5%
(10 Years)

Total shareholder return (TSR) is computed by combining share price appreciation and dividends paid to show TRS expressed as a compounded annual growth rate (CAGR)

Operating Results: Power

Income Contribution

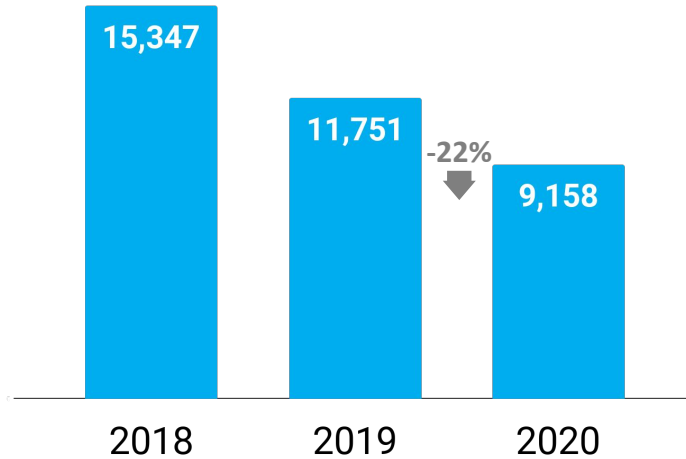
(in PHP Millions)



Operating Results: Power Generation and Retail Electric Supply

Income Contribution

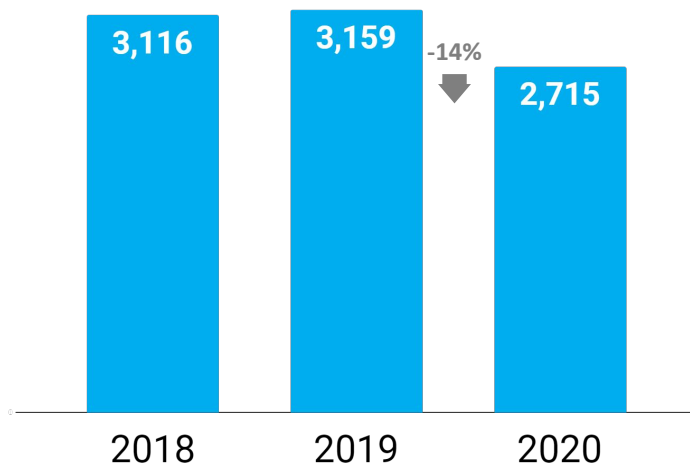
(in PHP Millions)



Operating Results: Power Distribution



Income Contribution

(in PHP Millions)



By 2030, our energy mix

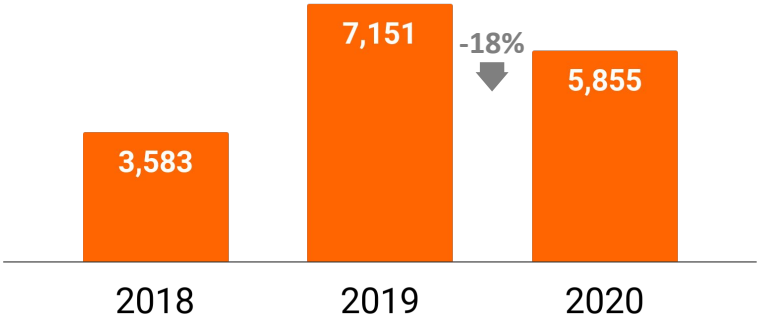
50:50
Cleanenergy Thermal
capacities



Power Outlook

Operating Results: Banking and Financial Services

Income Contribution (in PHP Millions)



ROAE	8.8%	15.3%	11.5%
ROAA	1.1%	1.9%	1.5%

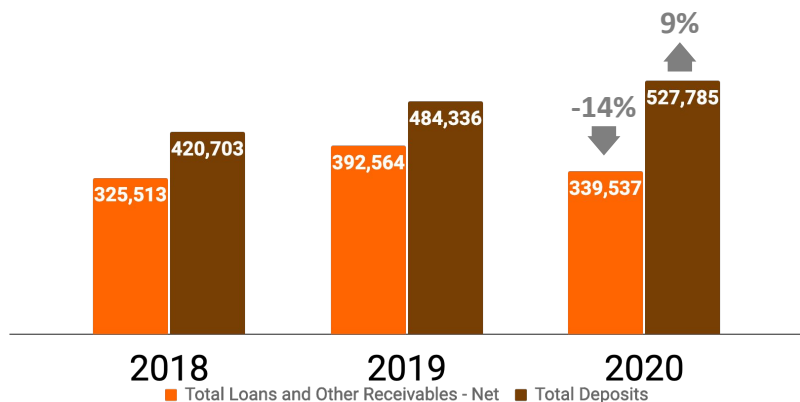


Operating Results:

Banking and Financial Services

Total Deposits and Total Loans & Other Receivables - Net

(in PHP Millions)



NPL Ratio	2.3%	1.8%	3.2%
-----------	------	------	------



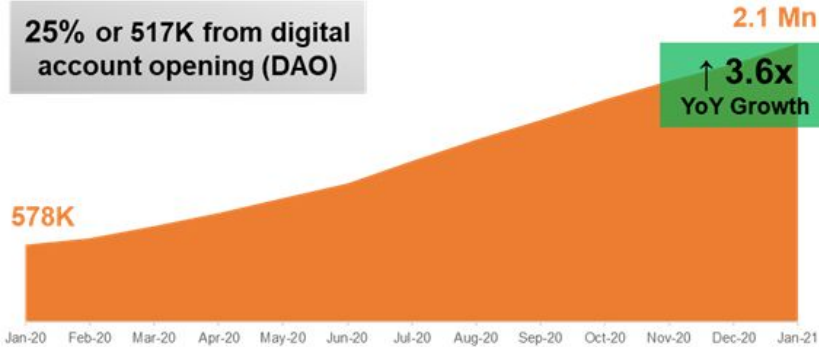
Operating Results:

Sustained Increase in Digital Adoption

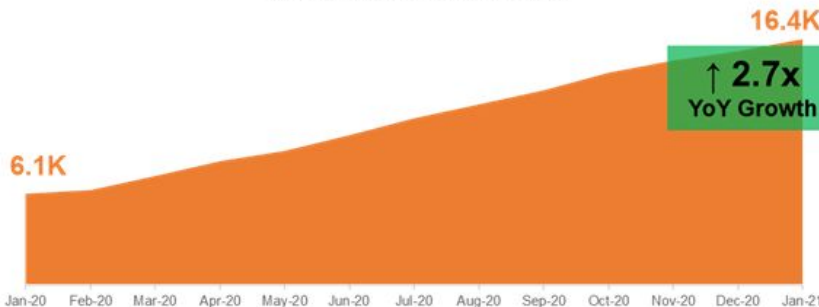


No. of UnionBank Online App Users

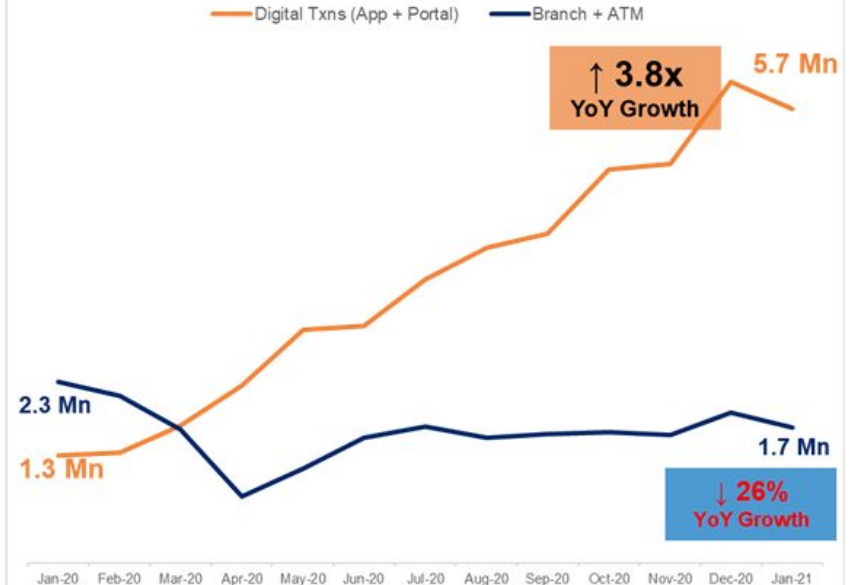
25% or 517K from digital account opening (DAO)



No. of The Portal Users



Digital vs. Physical Channels (Monthly Txn Count)



Digital Txns: Fund Transfer, Bills Payment, Load Purchase, Mobile Check Deposits, and Remittance from UB Online App and The Portal

Branch Txns: Fund Transfer, Bills Payment, Cash Deposit, Check Deposit, Cash Withdrawal, Encashment, Remittance

ATM Txns: Fund Transfer, Bills Payment, Cash Withdrawal



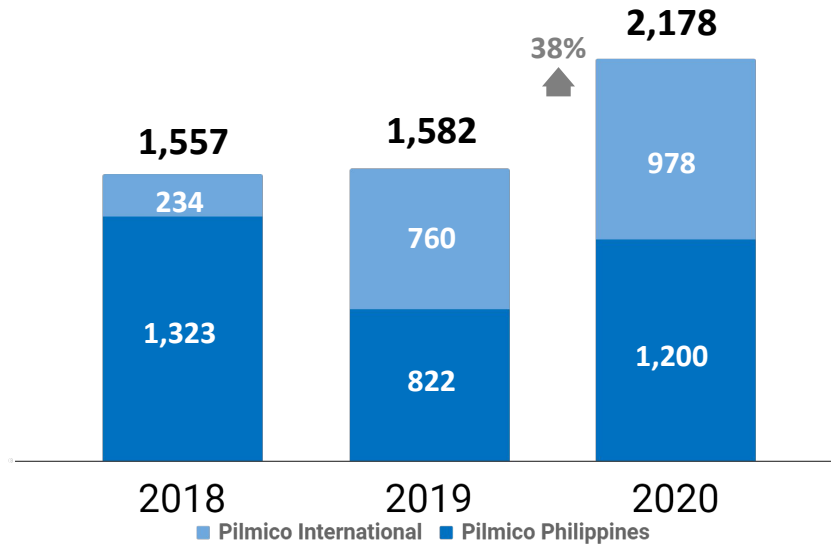
Banking and Financial Services Outlook



Operating Results: Food

Income Contribution

(in PHP Millions)



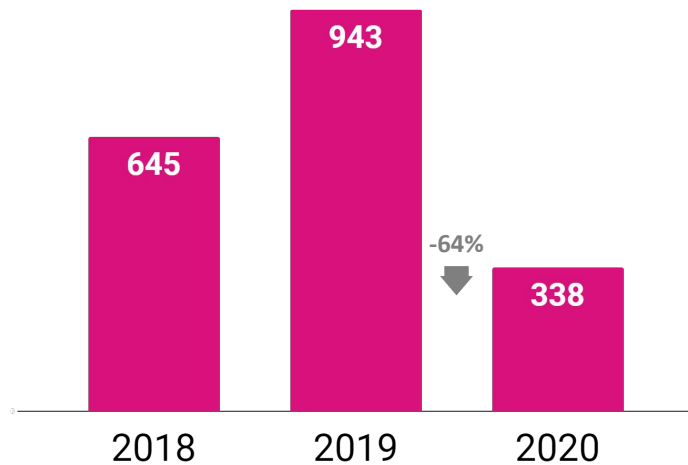






Food Outlook

Operating Results: Land

Income Contribution

(in PHP Millions)

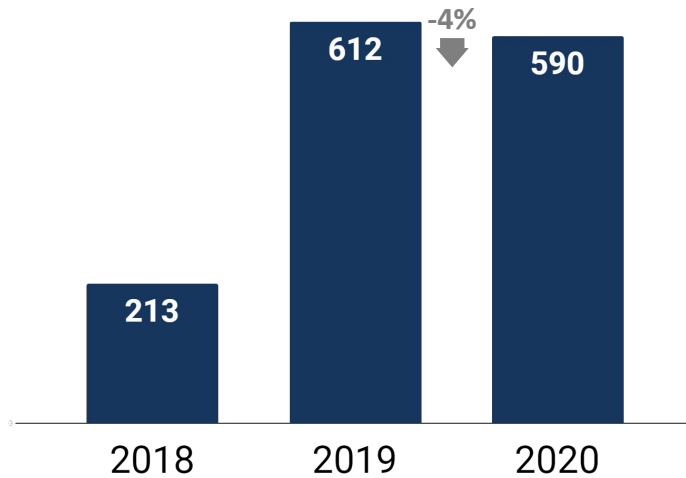







Land Outlook

Operating Results: Republic Cement

Income Contribution (in PHP Millions)

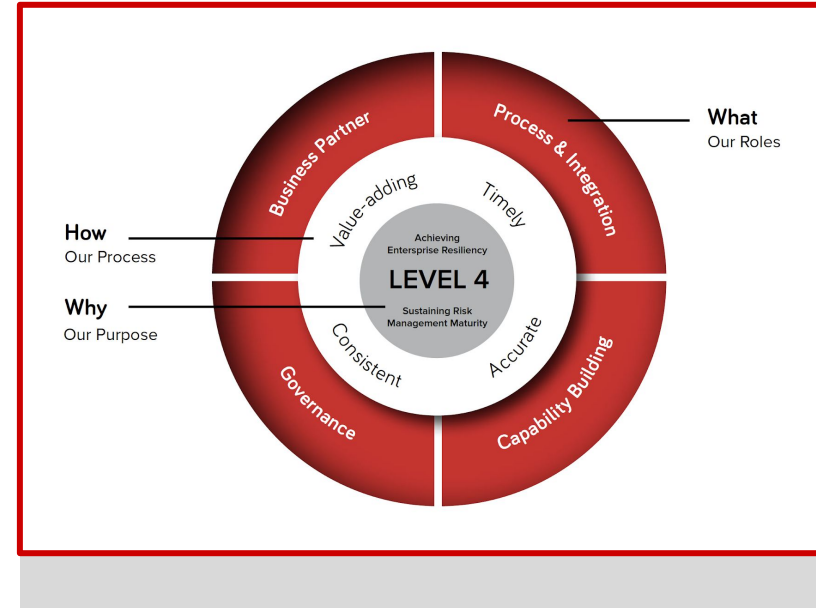




Infrastructure Outlook



Risk Management

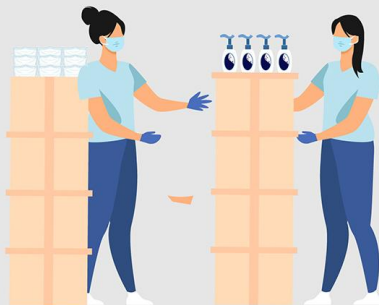


#OneAboitiz in Action

COVID-19 efforts from the Aboitiz Group

PHP2.2 billion

Total amount of COVID-19 related efforts as of March 2021



PHP82.3 million

Donations from Aboitiz Foundation
PPEs, thermal scanners, alcohol, folding beds, tents, food packs

PHP2.4 million

Donations from KINDer
Various donations with partners

PHP100 million

Donation to PDRF Project Ugnayan



PHP19.45 million

Offline donations via UnionBank transfers
PPEs, thermal scanners, alcohol, folding beds, tents, food packs

PHP799 million

ER1-94 Funds

PHP674 million of which has been remitted to host LGUs



PHP272.1 million

Donations from the Ramon Aboitiz Foundation Inc. (the Aboitiz family-based foundation), including personal donations in Cebu

PHP900 million

Financial Assistance for Team Members



aboitiz



Leadership towards a Sustainable Future



ENVIRONMENT SOCIAL GOVERNANCE

ESG data can be accessed in the aboitiz website

<https://aboitiz.com/sustainability/sustainability-at-aboitiz/>



100 YEARS OF ADVANCING BUSINESS AND COMMUNITIES

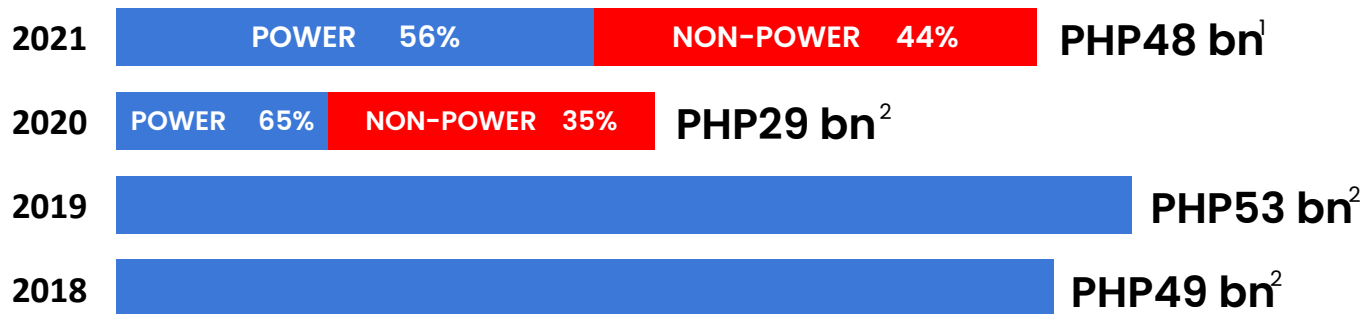






Capital Expenditure

(with partners)



Includes 100% of Subsidiaries and Affiliates 1- Budgeted figures 2-Actual figure



AEV Board of Directors



- Outgoing Directors -

Raphael Lotilla

Jose Vitug

Edwin Bautista

- Nominated Directors -

Justo Ortiz

Joanne de Asis

Romeo Bernardo



#OneAboitiz

